



## KraneShares E Fund China Commercial Paper ETF (ticker: KCNY)

### Investment Strategy

KCNY (the Fund) seeks to track the CSI Diversified High Grade Commercial Paper Index (the Index). The Fund seeks to invest at least 80% of its total assets in a diversified basket of investment-grade<sup>1</sup> commercial paper denominated in on-shore renminbi issued by sovereign, quasi-sovereign and corporate issuers in the People's Republic of China and traded in the inter-bank bond market. Commercial paper in the Fund is investment-grade and has a remaining term to final maturity of no more than one year and no less than one month.

### China's Mainland Bond Market Quick Facts

- China's Interbank Bond Market is one of the largest in the world with a total market size of 12.9 trillion USD.<sup>2</sup>
- KCNY provides investors outside of Mainland China access to the historically closed off Interbank bond market. Foreign investors represent 3% of the total market.<sup>3</sup>
- Short term sovereign bond yields in China are comparatively higher than those in the United States, Europe, and Japan<sup>4</sup>.

### A Key Decision from the International Monetary Fund (IMF)

- On October 1, 2016, the RMB was included within the IMF's Special Drawing Rights (SDR) for the first time, an elite basket of reserve currencies.
- SDR currencies are commonly regarded as the most stable and prevalently used currencies in the world.
- On 3/31/2017, the IMF added a line item for RMB to their official report on the Currency Composition of Official Foreign Exchange Reserves (COFER).
- The most recent COFER report showed the RMB accounts for 1.89% of total allocated reserves, or \$202.79 billion dollars as of 12/31/2018<sup>5</sup>.
- We believe the RMB's weight within COFER will increase in coming years.

Fund Details	As of 9/30/2019	
Primary Exchange	NYSE	
Total Annual Fund Operating Expense	Gross: 0.71%	Net: 0.59%*
Inception Date	12/02/2014	
Distribution Frequency	Monthly	
Index Name	CSI Diversified High Grade Commercial Paper Index	
Index Ticker	Bloomberg : HO396	
Number of Holdings (ex Cash)	27	
Credit quality of underlying securities <sup>1</sup>	Investment Grade	
Maturity	0.18 yrs.	
Current Yield	3.03%	
30-day SEC Yield	2.82%	
30-day SEC Unsubsidized Yield	2.70%	

1. For purposes of the Index, investment grade commercial paper is commercial paper that is issued by an issuer whose long-term bonds are rated AAA or equivalent by one or more Chinese credit rating agencies; or commercial paper that is issued by an issuer whose long-term bonds are rated AA+ or equivalent by one or more Chinese credit rating agencies and commercial paper is rated A-1 or equivalent by one or more Chinese credit rating agencies.
2. Data from the Bank for International Settlements as of 12/31/2018. Retrieved on 9/30/2019.
3. China Central Depository & Clearing, Shanghai Clearing House, as of 6/30/2019.
4. Data from Bloomberg as of 9/30/2019.
5. Data from the International Monetary Fund as of 12/31/2018, as reported on 3/29/2019, retrieved 9/30/2019.

### KCNY Performance History as of 9/30/2019

	Cumulative			Average Annualized		
	3 Mo	6 Mo	Since Inception 12/02/2014	1 Yr	3 Yr	Since Inception 12/02/2014
Fund NAV	-3.13%	-4.68%	0.26%	-0.62%	1.12%	0.05%
Closing Price	-3.11%	-4.69%	0.06%	-0.90%	1.18%	0.01%
Index	-3.15%	-4.74%	3.52%	-0.74%	1.47%	0.72%

\*Fee waivers are and in effect until August 1, 2020

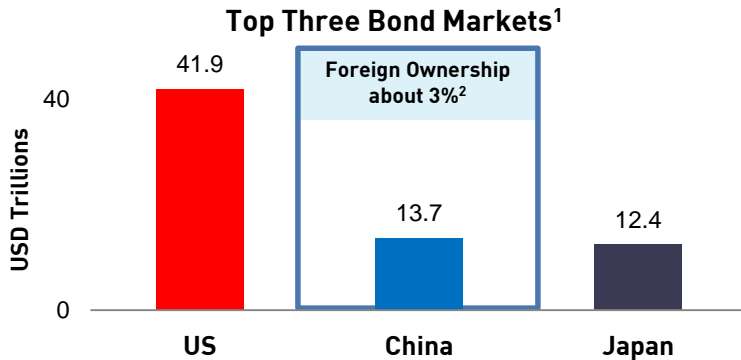
**The performance data quoted represents past performance. Past performance does not guarantee future results. The investment return and principal value of an investment will fluctuate so that an investor's shares, when sold or redeemed, may be worth more or less than their original cost and current performance may be lower or higher than the performance quoted. For performance data current to the most recent month end, please visit [www.kraneshares.com](http://www.kraneshares.com).**

ETF shares are not redeemable with the issuing fund other than in large Creation Unit aggregations. Instead, investors must buy or sell ETF Shares in the secondary market with the assistance of a stockbroker. In doing so, the investor may incur brokerage commissions and may pay more than net asset value when buying and receive less than net asset value (NAV) when selling. The NAV of the Fund's shares is calculated each day the national securities exchanges are open for trading as of the close of regular trading on the New York Stock Exchange ("NYSE"), normally 4:00 P.M. Eastern time (the "NAV Calculation Time"). Shares are bought and sold at market price not NAV. Closing price returns are based on the midpoint of the bid/ask spread at 4:00 P.M. Eastern Time (when NAV is normally determined).

**Index returns are for illustrative purposes only. Index performance returns do not reflect any management fees, transaction costs or expenses. Indexes are unmanaged and one cannot invest directly in an index.**

China Interbank Bond Market Opportunity

China's Interbank Bond Market is the 2<sup>nd</sup> largest globally



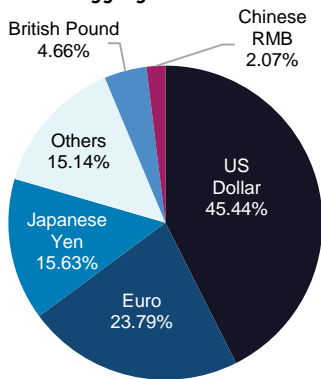
China's bond market is opening up to international investors

- On April 1, 2019, Bloomberg Barclays began including RMB-denominated bonds issued by the Chinese government and policy banks into their Global Aggregate Index, tracked by \$2.5 trillion in assets<sup>3</sup>
- When Chinese bonds are fully added into the Global Aggregate Index, China's weight will increase to about 6% of the Index, and the Chinese yuan will become the fourth-largest currency component<sup>4</sup>.

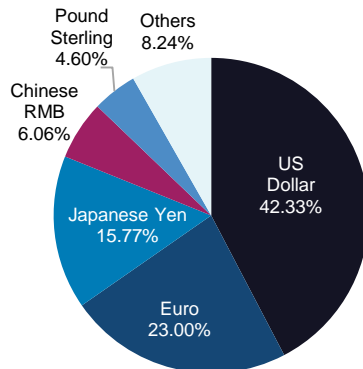
Current  
(Oct. 2019)

Projected Full Inclusion  
(Nov. 2020)

Current % Market Value of Global Aggregate Index



Currency Breakdown of the Global Aggregate Index<sup>4</sup>



Full inclusion could lead to about \$2 trillion of fund inflows<sup>5</sup> into China's bond market.

Top Ten Holdings as of 9/30/2019. (Excluding cash) The Fund's holdings are Subject to Change.	%
AHPUBG 3.55 01/21/20	8.17
SXCOAL 3.24 11/24/19	4.87
GZDEVE 2.69 01/07/20	4.84
TJNCON 3.3 01/09/20	4.08
SHAGAN 3.29 11/22/19	4.06
SHGANG 3.14 11/15/19	4.06
CPHARM 3.07 11/17/19	4.06
BJSTAT 2.95 11/18/19	4.05
XMINTR 3 11/25/19	4.05
HAOHUA 2.9 10/27/19	4.03

About E Fund:

- E Fund is the sub advisor for KCNY. The firm is one of the largest asset managers, and the largest fixed income manager in China with more than \$189b in AUM.
- The firm is headquartered in Guangzhou, with offices in Beijing, Shanghai and Hong Kong.
- Established in 2001, E Fund was among the 1st Chinese asset management companies approved to do business in Mainland China.

Data from efunds.com.cn as of 9/30/2019.



Guangdong (Jeffrey) Qi – Portfolio Manager

Mr. Guangdong Qi is a co-manager for the Fund. Mr. Qi is currently a fund manager and responsible officer (RO) of E Fund. He holds a master's degree in Financial Engineering from Shanghai University of Finance and Economics and a B.S. in Physics from Shanghai Fudan University.

- Data from the Bank for International Settlements as of 9/30/2018. Retrieved on 9/30/2019.
- China Central Depository & Clearing, Shanghai Clearing House, as of 4/30/2018.
- Shu, Chang. "China's bond market is too-big-to-ignore," Bloomberg Professional Services. April 18, 2019.
- Data from Bloomberg as of 2/18/2019, retrieved 9/30/2019.
- Financial Times, "Bloomberg adds Chinese government bonds to flagship index", 3/31/2019.

Carefully consider the Funds' investment objectives, risk factors, charges and expenses before investing. This and additional information can be found in the Funds' full and summary prospectus, which may be obtained by visiting [www.kraneShares.com](http://www.kraneShares.com). Read the prospectus carefully before investing.

Investing involves risk, including possible loss of principal. There can be no assurance that a Fund will achieve its stated objectives. The Funds are subject to political, social or economic instability within China which may cause a decline in value. Fluctuations in currency of foreign countries may have an adverse effect on domestic currency values. Emerging markets involve heightened risk related to the same factors as well as increased volatility and lower trading volume.

The KraneShares E Fund China Commercial Paper ETF is subject to interest rate risk, which is the chance that bonds will decline in value as interest rates rise. The components of the securities held by the Fund will be rated by Chinese credit rating agencies, which may use different criteria and methodology than U.S. entities or international credit rating agencies. The Fund may invest in high yield and unrated securities, whose prices are generally more sensitive to adverse economic changes and consequently more volatile. The Fund is subject to industry concentration risk and is non-diversified. Narrowly focused investments typically exhibit higher volatility.

Although the information provided in this document has been obtained from sources which Krane Funds Advisors, LLC believes to be reliable, it does not guarantee accuracy of such information and such information may be incomplete or condensed.

The KraneShares ETFs are distributed by SEI Investments Distribution Company (SIDCO), which is not affiliated with Krane Funds Advisors, LLC, the Investment Adviser for the Fund. [R\_US\_KS\_SEI]