

**KRANE SHARES TRUST**

**KraneShares Bosera MSCI China A Share ETF  
(the “Fund”)**

**Supplement dated November 2, 2021 to the currently effective Summary Prospectus, Statutory Prospectus and Statement of Additional Information as each may be supplemented, for the Fund**

**This supplement provides new and additional information beyond that contained in the currently effective Summary Prospectus and Statutory Prospectus (together, the “Prospectus”) and Statement of Additional Information and should be read in conjunction with the Prospectus and Statement of Additional Information dated August 1, 2021.**

**IMPORTANT NOTICE REGARDING CHANGE IN INVESTMENT POLICY**

**Effective January 5, 2022, the name of KraneShares Bosera MSCI China A Share ETF will be changed to KraneShares Bosera MSCI China A 50 Connect Index ETF, and all references to KraneShares Bosera MSCI China A Share ETF will be replaced with KraneShares Bosera MSCI China A 50 Connect Index ETF as of that date.**

**Also, effective January 5, 2022, the Fund’s 80% policy will be as follows:**

Under normal circumstances, the Fund will invest at least 80% of its net assets (plus borrowings for investment purposes) in components of the MSCI China A 50 Connect Index or in instruments that have economic characteristics similar to securities included in the MSCI China A 50 Connect Index.

**In connection with these changes, effective January 5, 2022, the following changes are made to the Prospectus and Statement of Additional Information for the Fund.**

**1. The disclosure under “Investment Objective” in the Prospectus is deleted in its entirety and replaced with the following:**

The KraneShares Bosera MSCI China A 50 Connect Index ETF seeks to provide investment results that, before fees and expenses, correspond to the price and yield performance of a specific foreign equity securities index. The Fund’s current index is the MSCI China A 50 Connect Index (the “Underlying Index”).

**2. The contractual management fee waiver will increase from 0.20% to 0.23% and the fee table under the “Fees and Expenses of the Fund” section of the Prospectus will be replaced with the following:**

<b>Shareholder Fees</b> (fees paid directly from your investment)	None
<b>Annual Fund Operating Expenses</b> (expenses that you pay each year as a percentage of the value of your investment)	
Management Fees	0.78%
Distribution and/or Service (12b-1) Fees*	0.00%
Other Expenses	0.01%
<b>Total Annual Fund Operating Expenses</b>	0.79%
Fee Waiver**	-0.23%
<b>Total Annual Fund Operating Expenses After Fee Waiver</b>	0.56%

\*Pursuant to a Distribution Plan, the Fund may bear a Rule 12b-1 fee not to exceed 0.25% per year of the Fund's average daily net assets. However, no such fee is currently paid by the Fund, and the Board of Trustees has not currently approved the commencement of any payments under the Distribution Plan.

\*\*The Fund's investment adviser, Krane Funds Advisors, LLC ("Krane" or "Adviser"), has contractually agreed to waive its management fee by 0.23% of the Fund's average daily net assets ("Fee Waiver"). The Fee Waiver will continue until August 1, 2022, and may only be terminated prior thereto by the Board.

**3. The disclosure under the "Principal Investment Strategies" section of the Prospectus is deleted in its entirety and replaced with the following:**

Under normal circumstances, the Fund will invest at least 80% of its net assets (plus borrowings for investment purposes) in securities of the Underlying Index and other instruments that have economic characteristics similar to such securities, including depositary receipts. The Underlying Index reflects the large- and mid-cap Chinese renminbi ("RMB")-denominated equity securities listed on the Shenzhen or Shanghai Stock Exchanges ("A-Shares") that are accessible through the Shanghai-Hong Kong Stock Connect or Shenzhen-Hong Kong Stock Connect programs (together, the "Stock Connect Programs"). The Underlying Index is constructed by selecting the two securities with the largest weights in each of the 11 Global Industry Classification Standard (GICS®) sectors in the large-capitalization portion of the MSCI China A Index (the "Parent Index"). The remaining securities are selected from the Parent Index by largest security weight until the total security count reaches 50. The Underlying Index constituents are then weighted based on (a) the free-float market capitalization weights of the Parent Index and (b) the GICS sector weight allocation of the Parent Index.

A-Shares are issued by companies incorporated in mainland China. Under current regulations in the People's Republic of China ("China" or the "PRC"), foreign investors can invest in A-Shares only through certain institutional investors that have obtained a license and quota from the Chinese regulators or through the Stock Connect Programs. Bosera Asset Management (International) Co., Ltd. ("Bosera"), the Fund's sub-adviser, has received a license as a Renminbi Qualified Foreign Institutional Investor ("RQFII") from the China Securities Regulatory Commission ("CSRC") and has received an A-Shares quota by China's State Administration of Foreign Exchange ("SAFE") for use by the investment products it manages, including the Fund. In addition, the Fund may invest in A-Shares through the Stock Connect Programs and, in the future, Bosera may also obtain a license on behalf of the Fund as a Qualified Foreign Institutional Investor ("QFII"), another program under Chinese law that would allow the Fund to invest in A-Shares.

The Fund may invest up to 20% of its assets in instruments that are not included in the Underlying Index, but that Krane and/or Bosera believes will help the Fund track the Underlying Index. These investments may include equity securities and depositary receipts of issuers whose securities are not constituents of the Underlying Index, derivative instruments (including swaps, futures, forwards, structured notes and options), other investment companies (including exchange traded funds or "ETFs") and cash or cash equivalents (including money market funds). The other investment companies in which the Fund may invest may be advised, sponsored or otherwise serviced by Krane, Bosera and/or its affiliates.

In addition to China A-Shares, which are described above, the Fund may invest in the following China-related securities:

- China B-Shares, which are shares of companies listed on the Shanghai or Shenzhen Stock Exchange but quoted and traded in foreign currencies (such as Hong Kong Dollars or U.S. Dollars), which were primarily created for trading by foreign investors.

---

- China H-Shares, which are shares of companies incorporated in mainland China and listed on the Hong Kong Stock Exchange (“H-Shares”), where they are traded in Hong Kong dollars and may be traded by foreign investors.
- China N-Shares, which are shares of companies with business operations in mainland China and listed on an American stock exchange, such as NYSE or NASDAQ (“N-Shares”).
- P-Chips, which are shares of private sector companies with a majority of their business operations in mainland China and controlling private Chinese shareholders, which are incorporated outside of mainland China and traded on the Hong Kong Stock Exchange in Hong Kong dollars.
- Red Chips, which are shares of companies with a majority of their business operations in mainland China and controlled by the central, provincial or municipal governments of the PRC, whose shares are traded on the Hong Kong Stock Exchange in Hong Kong dollars.
- S-Chips, which are shares of companies with business operations in mainland China and listed on the Singapore Exchange. S-Chip shares are issued by companies incorporated anywhere, but many are registered in Singapore, the British Virgin Islands, the Cayman Islands, or Bermuda.

Although the Fund reserves the right to replicate (or hold all constituents of) the Underlying Index, the Fund expects to use a representative sampling strategy to track the Underlying Index. “Representative sampling” is a strategy that involves investing in a representative sample of securities that collectively have an investment profile similar to that of the Underlying Index.

As of August 31, 2021, the Underlying Index included 50 securities of companies with a market capitalization range of approximately \$13 billion to \$303 billion and an average market capitalization of approximately \$59 billion. The Underlying Index is rebalanced quarterly.

To the extent the Underlying Index is concentrated in a particular industry, the Fund is expected to be concentrated in that industry. As of August 31, 2021, issuers in the Financials sector (19.04%), Industrials sector (16.93%), and Consumer Staples sector (15.3%) represented a significant portion of the Underlying Index.

The Underlying Index is provided by MSCI, Inc. (“Index Provider”).

The Fund may engage in securities lending.

#### **4. The following risks are added to the “Principal Risks” section of the Prospectus:**

**Industrials Sector Risk.** The industrials sector may be affected by changes in the supply and demand for products and services, product obsolescence, claims for environmental damage or product liability and general economic conditions, among other factors. Government regulation will also affect the performance of investments in such industrials sector issuers, particularly aerospace and defense companies, which rely to a significant extent on government demand for their products and services. Transportation companies, another component of the industrials sector, are subject to sharp price movements resulting from changes in the economy, fuel prices, labor agreements and insurance costs.

---

**Consumer Staples Sector Risk.** Companies in the consumer staples sector may be affected by general economic conditions, commodity production and pricing, consumer confidence and spending, consumer preferences, interest rates, and product cycles. They are subject to government regulation affecting their products which may negatively impact such companies' performance. For instance, for food and beverage companies, government regulations may affect the permissibility of using various food additives and production methods, which could affect company profitability. In particular, tobacco companies may be adversely affected by the adoption of proposed legislation and/or by litigation. Food and beverage companies risk further loss of market share and revenue due to contamination and resulting product recalls. Also, the success of food, beverage, household and personal products may be strongly affected by fads, marketing campaigns, changes in commodity prices and other factors affecting supply and demand.

**5. The "Additional Information About the Funds - Underlying Indexes - KraneShares Bosera MSCI China A Share ETF" section of the Statutory Prospectus is deleted in its entirety and replaced with the following:**

The Underlying Index reflects the large- and mid-cap Chinese renminbi ("RMB")-denominated equity securities listed on the Shenzhen or Shanghai Stock Exchanges ("A-Shares") that are accessible through the Shanghai-Hong Kong Stock Connect or Shenzhen-Hong Kong Stock Connect programs (together, the "Stock Connect Programs"). The Underlying Index is constructed by selecting the two securities with the largest weights in each of the 11 Global Industry Classification Standard (GICS®) sectors in the large-capitalization portion of the MSCI China A Index (the "Parent Index"). The remaining securities are selected from the Parent Index by largest security weight until the total security count reaches 50. The Underlying Index constituents are then weighted based on (a) the free-float market capitalization weights of the Parent Index and (b) the GICS sector weight allocation of the Parent Index.

The Underlying Index launched on August 20, 2021. The Underlying Index is constructed and maintained under the MSCI Global Investable Market Indices ("GIMI") Methodology. The MSCI GIMI methodology is a rules-based methodology used for the construction of the MSCI Global Equity Index series. As of August 31, 2021, the Underlying Index included 50 securities of companies with a market capitalization range of approximately \$13 billion to \$303 billion and an average market capitalization of approximately \$59 billion. As of August 31, 2021, issuers in the Financials sector (19.04%), Industrials sector (16.93%), and Consumer Staples sector (15.3%) represented a significant portion of the Underlying Index. The Underlying Index's methodology and sector, industry, capitalization and other exposure is subject to change. The Underlying Index is rebalanced quarterly, but in certain circumstances, may continue to include a security no longer meeting the Underlying Index's eligibility criteria to reduce turnover. The foregoing information is subject to change.

The Underlying Index is provided by MSCI, Inc. ("Index Provider"), a U.S. (Delaware) corporation. The Index Provider is not affiliated with the Fund or Krane. Additional information about the Underlying Index is available on the Index Provider's website, [www.msci.com](http://www.msci.com).

**6. In the "Management - Investment Adviser" section of the Statutory Prospectus, and the "Management of the Trust - Investment Adviser" section of the Statement of Additional Information, the following is added after the third paragraph:**

Effective January 5, 2022, Krane has contractually agreed to waive its management fee by 0.23% of the average daily net assets of KraneShares Bosera MSCI China A 50 Connect Index ETF. This contractual fee waiver will continue until August 1, 2022, and may only be terminated prior thereto by the Board. In addition, the fee waiver will terminate if the Investment Advisory Agreement for the Fund is terminated.

---

7. In the “Creation Transaction Fees” and “Redemption Transaction Fees” sections of the Statement of Additional Information for the Fund the row in the table related to the Fund is deleted in its entirety and replaced with the following:

FUND	Standard Transaction Fee	Maximum Variable Transaction Fee*
KraneShares Boserá MSCI China A 50 Connect Index ETF	\$850	2.00%

\* As a percentage of the Creation Unit(s) redeemed or purchased.

PLEASE RETAIN THIS SUPPLEMENT FOR FUTURE REFERENCE.

---

**KRANE SHARES TRUST**

**KraneShares Asia Pacific High Yield Bond ETF  
(the “Fund”)**

**Supplement dated September 29, 2021 to the currently effective Summary Prospectus, Statutory Prospectus and Statement of Additional Information as each may be supplemented, for the Fund**

**This supplement provides new and additional information beyond that contained in the currently effective Summary Prospectus and Statutory Prospectus (together, the “Prospectus”) and Statement of Additional Information and should be read in conjunction with the Prospectus and Statement of Additional Information dated August 1, 2021.**

**IMPORTANT NOTICE REGARDING CHANGE IN INVESTMENT POLICY**

---

**Change in Investment Objective**

**Effective immediately, the disclosure under “Investment Objective” in the Fund’s Prospectus and the first paragraph about the Fund in the “Additional Information about Certain Funds’ Principal Investment Strategies and Indexes” section in the Statutory Prospectus, is deleted in its entirety and replaced with the following:**

The KraneShares Asia Pacific High Income Bond ETF (the “Fund”) seeks to provide a total return that, before fees and expenses, exceeds that of the JP Morgan Asia Credit Index (JACI) Non-Investment Grade Corporate Index (the “Underlying Index”) over a complete market cycle.

**Also effective immediately, the following is added to the “Principal Risks” section of the Prospectus:**

**Real Estate Sector Risk.** The Fund may invest in securities within the real estate sector. Investments in real estate issuers may be volatile. Real estate issuers are susceptible to the risks associated with direct ownership of real estate, including declines in the real estate market, decreases in property revenues, increases in interest rates, increases in property taxes and operating expenses, legal and regulatory changes, a lack of credit or capital, defaults by borrowers or tenants, environmental problems and natural disasters.

**Change in Name**

**Effective November 28, 2021, the name of KraneShares Asia Pacific High Yield Bond ETF will be changed to KraneShares Asia Pacific High Income Bond ETF, and all references to KraneShares Asia Pacific High Yield Bond ETF will be replaced with KraneShares Asia Pacific High Income Bond ETF as of that date.**

**Change in 80% Policy**

**Effective November 28, 2021, the Fund’s 80% policy will be revised as follows:**

Under normal circumstances, the Fund seeks to achieve its objective by investing at least 80% of its net assets (plus borrowings for investment purposes) in fixed income securities of issuers located in the Asia-Pacific region and other instruments that have economic characteristics similar to such securities.

---

**Accordingly, as of the same date, the first two paragraphs in the Fund’s “Principal Investment Strategies” section in the Prospectus and the second and third paragraphs in the “Additional Information about Certain Funds’ Principal Investment Strategies and Indexes” section in the Statutory Prospectus are deleted in their entirety and replaced with the following:**

Under normal circumstances, the Fund seeks to achieve its objective by investing at least 80% of its net assets (plus borrowings for investment purposes) in fixed income securities of issuers located in the Asia-Pacific region and other instruments that have economic characteristics similar to such securities.

The Fund may invest in fixed income securities, of any credit quality, duration or maturity, issued by corporate, quasi-sovereign (including government-linked agencies, supranational organizations, etc.) and sovereign issuers. The Fund seeks to invest in high income producing instruments and will seek to invest primarily in fixed income securities that are below investment grade (commonly known as “junk bonds”) or unrated. Below investment grade securities are generally defined as those fixed income securities that, at the time of investment, are rated below the four highest categories (i.e., rated Ba1/BB+ or lower) by at least one independent credit rating agency or, if unrated, are determined by Nikko Asset Management Americas Inc. or its affiliates (“Nikko, or the “Sub-Adviser”) to be of comparable quality.

#### **Prior Performance**

**The following section is added to the Fund’s Statutory Prospectus:**

##### **Prior Performance of Similar Accounts Managed by Nikko Asset Management Americas, Inc.**

Nikko Asset Management Americas, Inc. and its affiliates (“Nikko”) also manage other accounts referred to as Asia High Yield Bond Composite (the “Composite”) that comprises all accounts managed by Nikko with investment objectives, policies and strategies that are substantially similar to the Fund. Below you will find information about the prior performance of the Composite. The total asset size of all the accounts comprising the Composite as of May 31, 2021 was approximately \$7 million. The performance information has been provided by Nikko and relates to the historical performance of the Composite, as measured against a broad-based market index, the JP Morgan Asia Credit Index (JACI) Non-Investment Grade Corporate Index.

**The performance of the Composite should not be considered a substitute for the performance of the Fund, does not represent the past performance of the Fund and is not an indication of the future performance of the Fund.** You should not assume that the Fund will have the same performance as the Composite. The performance of the Fund may be better or worse than the performance of the Composite due to, among other things, differences in brokerage commissions, account expenses, including management fees, the size of positions taken in relation to account size and diversification of securities, timing of purchases and sales, and availability of cash for new investments between the Fund and the accounts in the Composite. In addition, the accounts included in the Composite are not registered mutual funds and are not subject to the same types of expenses as the Fund, nor have they been subject to certain investment limitations, diversification requirements or other restrictions imposed by the Investment Company Act of 1940, as amended, and the Internal Revenue Code of 1986, as amended, which, if applicable, may have adversely affected the performance results of the Composite. Notwithstanding these differences, the accounts included in the Composite and the Fund are substantially similar from an investment perspective.

---

The performance is shown net of the Fund's total annual fund operating expenses applied to the gross performance of the Composite. The Fund's management fee is 0.68%, its other expenses are 0.01%, and its total annual fund operating expenses are 0.69%.

The Composite's gross performance information is calculated in accordance with GIPS®, created and administered by the CFA Institute. This method of calculating performance differs from the SEC's standardized methodology that will be used to calculate the Funds' performance and may result in an average annual total return that may be higher than that derived from the SEC's standardized methodology. The Composite consists of more than one account and is asset weighted by beginning-of-period asset values. Investment results are time-weighted performance calculations representing total return. Returns are calculated using geometric linking of monthly returns. The Composite is valued at least monthly, taking into account cash flows. All realized and unrealized capital gains and losses, as well as all dividends and interest from investments and cash balances, are included. Equity dividends are accrued as of the ex-dividend date. Investment transactions are accounted for on a trade date basis. The Composite results include all actual fee-paying, discretionary client accounts including those clients no longer with Nikko or its affiliates. Accounts are included in the Composite beginning with the first full month of performance to the present or to the cessation of the client's relationship with Nikko or its affiliates. Terminated accounts are included through the last full month in which they were fully invested, and no alterations of the Composite have occurred due to changes in personnel.

The first table below shows how the performance of the Composite has varied from year to year. The second table shows what the returns of the Composite would equal if you averaged out actual performance over various lengths of time.

<b>Calendar Year Returns Ended December 31</b>	<b>2012</b>	<b>2013</b>	<b>2014</b>	<b>2015</b>	<b>2016</b>	<b>2017</b>	<b>2018</b>	<b>2019</b>	<b>2020</b>
<b>Composite (net of Fund fees and expenses)</b>	19.53	3.56	2.15	5.55	9.38	6.19	(1.99)	10.26	6.68
<b>Composite (gross of fees)</b>	20.70	4.55	3.21	6.72	10.58	7.45	(0.82)	11.63	8.13
<b>JP Morgan Asia Credit Index (JACI) Non-Investment Grade Corporate Index</b>	25.38	4.31	5.54	5.82	11.36	6.15	(3.24)	12.72	7.02

<b>Average Annual Returns as of December 31, 2020</b>	<b>1 year</b>	<b>5 years</b>	<b>10 years</b>
<b>Composite (net of Fund fees and expenses)</b>	6.68%	6.01%	N/A
<b>Composite (gross of fees)</b>	8.13%	7.30%	N/A
<b>JP Morgan Asia Credit Index (JACI) Non-Investment Grade Corporate Index</b>	7.02%	6.65%	N/A

The JP Morgan Asia Credit Index (JACI) Non-Investment Grade Corporate Index captures the performance of high yield US denominated debt instruments issued by corporate entities in Asia.

**PLEASE RETAIN THIS SUPPLEMENT FOR FUTURE REFERENCE**



**KRANE SHARES TRUST**

**KraneShares Bloomberg Barclays China Bond Inclusion Index ETF (the “Fund”)**

**Supplement dated September 10, 2021 to the currently effective Summary Prospectus, Statutory Prospectus, and Statement of Additional Information as each may be supplemented, for the Fund**

**This supplement provides new and additional information beyond that contained in the currently effective Summary Prospectus and Statutory Prospectus (together, the “Prospectus”) and Statement of Additional Information and should be read in conjunction with the Prospectus and Statement of Additional Information dated July 29, 2021.**

---

Effective September 14, 2021, the Fund’s name is changed from KraneShares Bloomberg Barclays China Bond Inclusion Index ETF to KraneShares Bloomberg China Bond Inclusion Index ETF. In addition, the name of the Fund’s Underlying Index has changed from Bloomberg Barclays China Inclusion Focused Bond Index to Bloomberg China Inclusion Focused Bond Index. Accordingly, as of September 14, 2021, all references to KraneShares Bloomberg Barclays China Bond Inclusion Index ETF in the Prospectus and Statement of Additional Information are replaced with KraneShares Bloomberg China Bond Inclusion Index ETF and all references to Bloomberg Barclays China Inclusion Focused Bond Index in the Prospectus and Statement of Additional Information are replaced with Bloomberg China Inclusion Focused Bond Index.

**PLEASE RETAIN THIS SUPPLEMENT FOR FUTURE REFERENCE.**

---



# KraneShares

## Prospectus

August 1, 2021

KRANESHARES ASIA ROBOTICS AND ARTIFICIAL INTELLIGENCE INDEX ETF

Ticker Symbol: KBOT

KRANESHARES BOSERA MSCI CHINA A SHARE ETF

Ticker Symbol: KBA

KRANESHARES ASIA PACIFIC HIGH YIELD BOND ETF

(FORMERLY, KRANESHARES CCBS CHINA CORPORATE HIGH YIELD BOND USD INDEX ETF)

Ticker Symbol: KHBY

KRANESHARES CICC CHINA 5G AND SEMICONDUCTOR INDEX ETF

(FORMERLY, KRANESHARES CICC CHINA 5G AND TECHNOLOGY LEADERS INDEX ETF)

Ticker Symbol: KIVG

KRANESHARES CICC CHINA CONSUMER LEADERS INDEX ETF

Ticker Symbol: KBUY

KRANESHARES CICC CHINA LEADERS 100 INDEX ETF

Ticker Symbol: KFYP

KRANESHARES CSI CHINA INTERNET ETF

Ticker Symbol: KWEB

KRANESHARES CHINA CREDIT INDEX ETF

(FORMERLY, KRANESHARES BLOOMBERG BARCLAYS CHINA AGGREGATE BOND INCLUSION INDEX ETF)

Ticker Symbol: KRDT

KRANESHARES BLOOMBERG CHINA BOND INCLUSION INDEX ETF

(FORMERLY, KRANESHARES E FUND CHINA COMMERCIAL PAPER ETF)

Ticker Symbol: KBND

KRANESHARES ELECTRIC VEHICLES AND FUTURE MOBILITY INDEX ETF

Ticker Symbol: KARS

KRANESHARES EMERGING MARKETS CONSUMER TECHNOLOGY INDEX ETF

Ticker Symbol: KEMQ

KRANESHARES EMERGING MARKETS HEALTHCARE INDEX ETF

Ticker Symbol: KMED

KRANESHARES GLOBAL CARBON ETF

Ticker Symbol: KRBN

KRANESHARES MSCI ALL CHINA CONSUMER DISCRETIONARY INDEX ETF

Ticker Symbol: KDSC

KRANESHARES MSCI ALL CHINA CONSUMER STAPLES INDEX ETF

Ticker Symbol: KSTP

KRANESHARES MSCI ALL CHINA HEALTH CARE INDEX ETF

Ticker Symbol: KURE

KRANESHARES MSCI ALL CHINA INDEX ETF

Ticker Symbol: KALL

KRANESHARES MSCI CHINA A HEDGED INDEX ETF

Ticker Symbol: KBAH

KRANESHARES MSCI CHINA CLEAN TECHNOLOGY INDEX ETF

(FORMERLY, KRANESHARES MSCI CHINA ENVIRONMENT INDEX ETF)

Ticker Symbol: KGRN

KRANESHARES MSCI CHINA ESG LEADERS INDEX ETF

Ticker Symbol: KESG

KRANESHARES MSCI EMERGING MARKETS EX CHINA INDEX ETF

Ticker Symbol: KEMX

KRANESHARES MSCI ONE BELT ONE ROAD INDEX ETF

Ticker Symbol: OBOR

KRANESHARES SSE STAR MARKET 50 INDEX ETF

Ticker Symbol: KSTR

Fund shares are not individually redeemable. Fund shares are or will be listed on NYSE Arca, Inc. ("Exchange").

These securities have not been approved or disapproved by the U.S. Securities and Exchange Commission ("SEC") or the U.S. Commodity Futures Trading Commission ("CFTC"), nor have the SEC or CFTC passed upon the adequacy of this Prospectus. Any representation to the contrary is a criminal offense.

As permitted by regulations adopted by the Securities and Exchange Commission, paper copies of the Funds' shareholder reports will no longer be sent by mail, unless you specifically request paper copies of the reports from the Funds (if you hold your Fund shares directly with the Funds) or from your financial intermediary, such as a broker-dealer or bank (if you hold your Fund shares through a financial intermediary). Instead, the reports will be made available on a website, and you will be notified by mail each time a report is posted and provided with a website link to access the report.

If you already elected to receive shareholder reports electronically, you will not be affected by this change and you need not take any action. If you hold your Fund shares directly with the Funds, you may elect to receive shareholder reports and other communications electronically from the Funds by contacting the Funds at 855-857-2638 or, if you hold your Fund shares through a financial intermediary, contacting your financial intermediary.

You may elect to receive all future reports in paper free of charge. If you hold your Fund shares directly with the Funds, you can inform the Funds that you wish to continue receiving paper copies of your shareholder reports at 855-857-2638 or, if you hold your Fund shares through a financial intermediary, contacting your financial intermediary. Your election to receive reports in paper will apply to all of the KraneShares Funds you hold directly with series of the Trust or through your financial intermediary, as applicable.

Table of Contents

Fund Summary

KraneShares Asia Robotics and Artificial Intelligence Index ETF ..... 1

KraneShares Bosera MSCI China A Share ETF ..... 14

KraneShares Asia Pacific High Yield Bond ETF  
(formerly, KraneShares CCBS China Corporate High Yield Bond USD Index ETF) ..... 28

KraneShares CICC China 5G & Semiconductor Index ETF  
(formerly, KraneShares CICC China 5G and Technology Leaders Index ETF)..... 38

KraneShares CICC China Consumer Leaders Index ETF ..... 51

KraneShares CICC China Leaders 100 Index ETF ..... 63

KraneShares CSI China Internet ETF ..... 77

KraneShares China Credit Index ETF  
(formerly, KraneShares Bloomberg Barclays China Aggregate Bond Inclusion Index ETF) ..... 91

KraneShares Bloomberg Barclays China Bond Inclusion Index ETF  
(formerly, KraneShares E Fund China Commercial Paper ETF)..... 103

KraneShares Electric Vehicles and Future Mobility Index ETF ..... 117

KraneShares Emerging Markets Consumer Technology Index ETF ..... 131

KraneShares Emerging Markets Healthcare Index ETF ..... 145

KraneShares Global Carbon ETF ..... 159

KraneShares MSCI All China Consumer Discretionary Index ETF ..... 169

KraneShares MSCI All China Consumer Staples Index ETF ..... 182

KraneShares MSCI All China Health Care Index ETF ..... 195

KraneShares MSCI All China Index ETF ..... 209

KraneShares MSCI China A Hedged Index ETF ..... 222

KraneShares MSCI China Clean Technology Index ETF  
(formerly, KraneShares MSCI China Environment Index ETF) ..... 235

KraneShares MSCI China ESG Leaders Index ETF ..... 249

KraneShares MSCI Emerging Markets ex China Index ETF ..... 262

KraneShares MSCI One Belt One Road Index ETF ..... 272

KraneShares SSE STAR Market 50 Index ETF ..... 286

Additional Information About the Funds ..... 299

Underlying Indexes ..... 303

Management ..... 367

Investment Adviser ..... 367

Investment Sub-Adviser ..... 371

Portfolio Managers ..... 371

Shareholder Information ..... 374

Calculating NAV ..... 374

Buying and Selling Fund Shares ..... 376

Active Investors and Market Timing ..... 376

Investments by Registered Investment Companies ..... 377

Payments to Broker-Dealers and Other Financial Intermediaries ..... 378

Distribution Plan ..... 378

Dividends and Distributions ..... 378

Additional Tax Information ..... 379

Index Provider Information and Disclaimers ..... 383

Additional Disclaimers ..... 388

Financial Highlights ..... 389

Additional Information ..... Back Cover

Fund Summary

KraneShares Asia Robotics and Artificial Intelligence Index ETF

Investment Objective

The KraneShares Asia Robotics and Artificial Intelligence Index ETF (the “Fund”) seeks to provide investment results that, before fees and expenses, correspond generally to the price and yield performance of a specific equity securities index. The Fund’s current index is the Solactive Asia Robotics & Artificial Intelligence Index (the “Underlying Index”).

Fees and Expenses of the Fund

The following table describes the fees and expenses you may pay if you buy, hold and sell shares of the Fund. You may pay other fees, such as brokerage commissions and other fees to financial intermediaries, which are not reflected in the tables and examples below.

Shareholder Fees (fees paid directly from your investment) . . . . .	None
<b>Annual Fund Operating Expenses</b>	
(expenses that you pay each year as a percentage of the value of your investment)	
Management Fees . . . . .	0.78%
Distribution and/or Service (12b-1) Fees* . . . . .	0.00%
Other Expenses** . . . . .	0.01%
<b>Total Annual Fund Operating Expenses.</b> . . . .	<b>0.79%</b>
Fee Waiver*** . . . . .	-0.10%
<b>Total Annual Fund Operating Expenses After Fee Waiver . . . . .</b>	<b>0.69%</b>

\* Pursuant to a Distribution Plan, the Fund may bear a Rule 12b-1 fee not to exceed 0.25% per year of the Fund’s average daily net assets. However, no such fee is currently paid by the Fund, and the Board of Trustees has not currently approved the commencement of any payments under the Distribution Plan.

\*\* Based on estimated amounts for the current fiscal year; actual expenses may vary.

\*\*\* The Fund’s investment adviser, Krane Funds Advisors, LLC (“Krane” or “Adviser”), has contractually agreed to waive its management fee by 0.10% of the Fund’s average daily net assets (“Fee Waiver”). The Fee Waiver will continue until August 1, 2022, and may only be terminated prior thereto by the Board.

Example

This Example is intended to help you compare the cost of investing in the Fund with the cost of investing in other funds. The Example assumes that you invest \$10,000 in the Fund for the time periods indicated. The Example also assumes that your investment has a 5% return each year and that the Fund’s operating expenses remain the same, except that it reflects the Fee Waiver for the period described above. Although your actual costs may be higher or lower, based on these assumptions, whether you do or do not sell your shares, your costs would be:

1 Year	3 Years
\$70	\$242

Portfolio Turnover

The Fund pays transaction costs, such as commissions, when it buys and sells securities (or “turns over” its portfolio). A higher portfolio turnover rate may indicate higher transaction costs and may result in higher taxes when Fund shares are held in a taxable account. These costs, which are not reflected in the Annual Fund Operating Expenses or in the Example, affect the Fund’s performance. Because the Fund had not commenced investment operations as of the date of this prospectus, it does not have portfolio turnover information for the prior fiscal year to report.

## Fund Summary

### KraneShares Asia Robotics and Artificial Intelligence Index ETF

#### Principal Investment Strategies

Under normal circumstances, the Fund will invest at least 80% of its total assets in components of the Underlying Index and depository receipts, including American depository receipts (“ADRs”), representing such components. The Underlying Index is designed to measure the performance of equity securities of companies that have an Asian country of risk and are classified by FactSet as being in sub-industries tied to robotics and/or artificial intelligence (“AI”).

The Underlying Index draws constituents from the universe of companies in the FactSet Revere Business Industry Classification System (“RBICS”) sub-industries that Solactive AG (“Index Provider”) has determined, based on fundamental research, provide robotics and/or AI products and services (e.g., semiconductor manufacturing, software, internet and data services). Using data and information from the public filings and disclosures of companies (e.g., regulatory filings, earning transcripts, etc.), the Index Provider identifies the most relevant RBICS sub-industries related to robotics and/or AI (“Robotics & AI Sub-Industries”). From the companies classified by RBICS as in the Robotics & AI Sub-Industries, the Underlying Index selects those that, based on RBICS data, derive at least 50% of their revenues from their Robotics & AI Sub-Industries businesses.

Issuers eligible for inclusion in the Underlying Index must be classified by FactSet as having China, Hong Kong, India, Indonesia, Japan, Malaysia, Pakistan, Philippines, Singapore, South Korea, Thailand or Taiwan as their country of risk as sourced from data vendors. An issuer’s country of risk is based on an analysis of the country-specific business and economic factors most likely to influence it. The Chinese equity securities included in the Underlying Index may include China A-Shares available for investment through the Shanghai-Hong Kong Stock Connect or Shenzhen-Hong Kong Stock Connect Programs.

The Index Provider applies various screens so that the securities included in the Underlying Index, at the time of each rebalance: (1) are issued by companies with a minimum free float market capitalization of \$100 million; (2) have been listed for at least one month and have a minimum average daily trading volume of \$5 million as measured over the last one-month and six-month periods (or only for the one-month period for issuers conducting an initial public offering); and (3) have debt-to-equity ratios lower than 100%. Constituents of the Underlying Index are weighted as of each rebalance of the Underlying Index based on their free float market capitalization, with the top five constituents assigned weights of 9%, 8%, 7%, 6%, and 5% respectively, and the remaining constituents capped at weights of 4.5%. The issuers included in the Underlying Index may include small-cap, mid-cap and large-cap companies.

The Fund may invest up to 20% of its assets in instruments that are not included in the Underlying Index, but that Krane believes will help the Fund track the Underlying Index. These investments may include equity securities and depository receipts of issuers whose securities are not components of the Underlying Index, derivative instruments (including swaps, futures, forwards, structured notes and options), other investment companies (including exchange traded funds or “ETFs”) and cash or cash equivalents (including money market funds). The other investment companies in which the Fund may invest may be advised, sponsored or otherwise serviced by Krane and/or its affiliates.

The following China-related securities may be included in the Underlying Index and/or represent investments of the Fund:

- *China A-Shares*, which are shares of companies incorporated in mainland China that are traded on the Chinese exchanges and denominated in domestic renminbi. China A-Shares are

## Fund Summary

### KraneShares Asia Robotics and Artificial Intelligence Index ETF

primarily purchased and sold in the domestic Chinese market. To the extent the Fund invests in China A-Shares, it expects to do so through the trading and clearing facilities of a participating exchange located outside of mainland China ("Stock Connect Programs"). A Renminbi Qualified Foreign Institutional Investor ("RQFII") or Qualified Foreign Institutional Investor ("QFII") license may also be acquired to invest directly in China A-Shares.

- *China B-Shares*, which are shares of companies listed on the Shanghai or Shenzhen Stock Exchange but quoted and traded in foreign currencies (such as Hong Kong Dollars or U.S. Dollars), which were primarily created for trading by foreign investors.
- *China H-Shares*, which are shares of companies incorporated in mainland China and listed on the Hong Kong Stock Exchange ("H-Shares"), where they are traded in Hong Kong dollars and may be traded by foreign investors.
- *China N-Shares*, which are shares of companies with business operations in mainland China and listed on an American stock exchange, such as NYSE or NASDAQ ("N-Shares").
- *P-Chips*, which are shares of private sector companies with a majority of their business operations in mainland China and controlling private Chinese shareholders, which are incorporated outside of mainland China and traded on the Hong Kong Stock Exchange in Hong Kong dollars.
- *Red Chips*, which are shares of companies with a majority of their business operations in mainland China and controlled by the central, provincial or municipal governments of the PRC, whose shares are traded on the Hong Kong Stock Exchange in Hong Kong dollars.
- *S-Chips*, which are shares of companies with business operations in mainland China and listed on the Singapore Exchange. S-Chip shares are issued by companies incorporated anywhere, but many are registered in Singapore, the British Virgin Islands, the Cayman Islands, or Bermuda.

Although the Fund reserves the right to replicate (or hold all constituents of) the Underlying Index, the Fund expects to use a representative sampling strategy to track the Underlying Index. "Representative sampling" is a strategy that involves investing in a representative sample of securities that collectively have an investment profile similar to that of the Underlying Index.

The Fund is non-diversified. To the extent the Underlying Index is concentrated in a particular industry, the Fund is expected to be concentrated in that industry. As of May 28, 2021, the Underlying Index included 42 securities of companies with a market capitalization range of approximately \$90.13 million to \$39.07 billion and an average market capitalization of approximately \$4.9 billion and the largest sector represented in the Underlying Index was the Technology sector (Electronic Technology (62.54%) and Technology Services (21.15%)). As of May 28, 2021, the largest markets represented in the Underlying Index were China, Taiwan and Japan. The Underlying Index is rebalanced and reconstituted semi-annually and has two additional review dates to potentially include newly issued securities of issuers meeting the Underlying Index requirements.

The Fund may engage in securities lending.

### Principal Risks

As with all ETFs, a shareholder of the Fund is subject to the risk that his or her investment could lose money. The Fund may not achieve its investment objective and an investment in the Fund is not by itself a complete or balanced investment program. An investment in the Fund is not a deposit with a bank and is not insured or guaranteed by the Federal Deposit Insurance Corporation or any other

## Fund Summary

### KraneShares Asia Robotics and Artificial Intelligence Index ETF

government agency. An investment in the Fund involves the risk of total loss. In addition to these risks, the Fund is subject to a number of additional principal risks that may affect the value of its shares, including:

**Asia-Pacific Risk.** Investments in securities of issuers in Asia-Pacific countries involve risks that are specific to the Asia-Pacific region, including certain legal, regulatory, political and economic risks. Certain Asia-Pacific countries have experienced expropriation and/or nationalization of assets, political and social instability and armed conflict. Some economies in this region are dependent on a range of commodities and are strongly affected by international commodity prices. The market for securities in this region may also be directly influenced by the flow of international capital, and by the economic and market conditions of neighboring countries. Many Asia-Pacific economies have experienced rapid growth and industrialization, and there is no assurance that this growth rate will be maintained. Some Asia-Pacific economies are highly dependent on trade and economic conditions in other countries.

**Artificial Intelligence and Robotics Risk.** Issuers engaged in artificial intelligence and robotics typically have high research and capital expenditures and, as a result, their profitability can vary widely, if they are profitable at all. The space in which they are engaged is highly competitive and issuers' products and services may become obsolete very quickly. These companies are heavily dependent on intellectual property rights and may be adversely affected by loss or impairment of those rights. The issuers are also subject to legal, regulatory and political changes that may have a large impact on their profitability. A failure in an issuer's product or even questions about the safety of the product could be devastating to the issuer, especially if it is the marquee product of the issuer. It can be difficult to accurately capture what qualifies as a robotics or artificial intelligence company.

**China Risk.** The Chinese economy is generally considered an emerging market and can be significantly affected by economic and political conditions in China and surrounding Asian countries. China may be subject to considerable degrees of economic, political and social instability. In addition, the Chinese economy is export-driven and highly reliant on trading with key partners. A downturn in the economies of China's primary trading partners could slow or eliminate the growth of the Chinese economy and adversely impact the Fund's investments. The Chinese government strictly regulates the payment of foreign currency denominated obligations and sets monetary policy. The Chinese government may introduce new laws and regulations that could have an adverse effect on the Fund. Although China has begun the process of privatizing certain sectors of its economy, privatized entities may lose money and/or be re-nationalized.

In the Chinese securities markets, a small number of issuers may represent a large portion of the entire market. The Chinese securities markets are subject to more frequent trading halts, low trading volume and price volatility. Recent developments in relations between the United States and China have heightened concerns of increased tariffs and restrictions on trade between the two countries. An increase in tariffs or trade restrictions, or even the threat of such developments, could lead to a significant reduction in international trade, which could have a negative impact on China's export industry and a commensurately negative impact on the Fund.

In recent years, Chinese entities have incurred significant levels of debt and Chinese financial institutions currently hold relatively large amounts of non-performing debt. Thus, there exists a possibility that widespread defaults could occur, which could trigger a financial crisis, freeze Chinese debt and finance markets and make Chinese securities illiquid.

## Fund Summary

### KraneShares Asia Robotics and Artificial Intelligence Index ETF

In addition, trade relations between the U.S. and China have recently been strained. Worsening trade relations between the two countries could adversely impact the Fund, particularly to the extent that the Chinese government restricts foreign investments in on-shore Chinese companies or the U.S. government restricts investments by U.S. investors in China. Worsening trade relations may also result in market volatility and volatility in the price of Fund shares.

Disclosure and regulatory standards in emerging market countries, such as China, are in many respects less stringent than U.S. standards. There is substantially less publicly available information about Chinese issuers than there is about U.S. issuers.

**A-Shares Risk.** A-Shares are issued by companies incorporated in mainland China and are traded on Chinese exchanges. Investments in A-Shares are made available to domestic Chinese investors and certain foreign investors, including those who have been approved as a QFII or a RQFII and through the Stock Connect Programs, which currently include the Shanghai-Hong Kong Stock Connect, Shenzhen-Hong Kong Stock Connect, Shanghai-London Stock Connect, and China-Japan Stock Connect. Investments by foreign investors in A-Shares are subject to various restrictions, regulations and limits. The Fund currently intends to gain exposure to A-Shares through the Stock Connect Programs. The Fund may also gain exposure to A-Shares by investing in investments that provide exposure to A-Shares, such as other investment companies, or Krane may acquire a QFII or RQFII license to invest in A-Shares for the Fund. Investments in A-Shares are heavily regulated and the recoupment and repatriation of assets invested in A-Shares is subject to restrictions by the Chinese government. A-Shares may be subject to frequent and widespread trading halts and may become illiquid. This could cause volatility in the Fund's share price and subject the Fund to a greater risk of trading halts.

**Custody Risks.** In accordance with Chinese regulations and the terms of a QFII or RQFII license, as applicable, and insofar as Krane acquires a QFII or RQFII license, A-Shares will be held in the joint names of the Fund and Krane. While Krane may not use such an account for any purpose other than for maintaining the Fund's assets, the Fund's assets may not be as well protected as they would be if it were possible for them to be registered and held solely in the name of the Fund. There is a risk that creditors of Krane may assert that the securities are owned by Krane and that regulatory actions taken against Krane may affect the Fund. The risk is particularly acute in the case of cash deposited with a People's Republic of China ("PRC") sub-custodian ("PRC Custodian") because it may not be segregated, and it may be treated as a debt owing from the PRC Custodian to the Fund as a depositor. Thus, in the event of a PRC Custodian bankruptcy, liquidation, or similar event, the Fund may face difficulties and/or encounter delays in recovering its cash.

**Tax Risk.** Per a circular (Caishui [2014] 79), the Fund is temporarily exempt from the Chinese tax on capital gains on trading in A-Shares as a QFII or RQFII or the Shanghai Stock Exchange through the Shanghai-Hong Kong Stock Connect as of November 17, 2014, and the Shenzhen Stock Exchange through the Shenzhen-Hong Kong Stock Connect as of December 5, 2016. There is no indication as to how long the temporary exemption will remain in effect. Accordingly, the Fund may be subject to such taxes in the future. In addition, there is uncertainty as to the application and implementation of China's value added tax to the Fund's activities. The Fund reserves the right to establish a reserve for taxes which present uncertainty as to whether they will be assessed, although it currently does not do so. If the Fund establishes such a reserve but is not ultimately subject to these taxes, shareholders who redeemed or sold their shares while the reserve was in place will effectively bear the tax and may not benefit from the later release, if any, of the reserve. Conversely, if the Fund does not establish such a reserve but ultimately is subject to the tax, shareholders who



## Fund Summary

### KraneShares Asia Robotics and Artificial Intelligence Index ETF

redeemed or sold their shares prior to the tax being withheld, reserved or paid will have effectively avoided the tax. Investors should note that such provision, if any, may be excessive or inadequate to meet actual tax liabilities (which could include interest and penalties) on the Fund's investments. Any taxes imposed in connection with the Fund's activities will be borne by the Fund. As a result, investors may be advantaged or disadvantaged depending on the final rules of the relevant tax authorities.

**Capital Controls Risk.** Economic conditions, such as volatile currency exchange rates and interest rates, political events and other conditions may, without prior warning, lead to intervention by government actors and the imposition of "capital controls." Capital controls include the prohibition of, or restrictions on, the ability to transfer currency, securities or other assets. Levies may be placed on profits repatriated by foreign entities (such as the Fund). Although the RMB is not presently freely convertible, rather it is subject to the approval of the State Administration of Foreign Exchange ("SAFE") and other relevant authorities, repatriations by RQFIs or through the Stock Connect Programs are currently permitted daily and Chinese authorities have indicated their plans to move to a fully freely convertible RMB. There is no assurance, however, that repatriation restrictions will not be (re-)imposed in the future.

**Hong Kong Risk.** The economy of Hong Kong has few natural resources and any fluctuation or shortage in the commodity markets could have a significant adverse effect on the Hong Kong economy. Hong Kong is also heavily dependent on international trade and finance. Additionally, the continuation and success of the current political, economic, legal and social policies of Hong Kong is dependent on and subject to the control of the Chinese government. China may change its policies regarding Hong Kong at any time. Any such change may adversely affect market conditions and the performance of Chinese and Hong Kong issuers and, thus, the value of securities in the Fund's portfolio.

**Stock Connect Program Risk.** The Stock Connect Programs are subject to daily and aggregate quota limitations, and an investor cannot purchase and sell the same security on the same trading day, which may restrict the Fund's ability to invest in A-Shares through the Programs and to enter into or exit trades on a timely basis. The Shanghai and Shenzhen markets may be open at a time when the participating exchanges located outside of mainland China are not active, with the result that prices of A-Shares may fluctuate at times when the Fund is unable to add to or exit its positions. Only certain China A-Shares are eligible to be accessed through the Stock Connect Programs. Such securities may lose their eligibility at any time, in which case they could be sold but could no longer be purchased through the Stock Connect Programs. Because the Stock Connect Programs are still evolving, the actual effect on the market for trading A-Shares with the introduction of large numbers of foreign investors is still relatively unknown. Further, regulations or restrictions, such as limitations on redemptions or suspension of trading, may adversely impact the program. There is no guarantee that the participating exchanges will continue to support the Stock Connect Programs in the future.

Investments in China A-Shares may not be covered by the securities investor protection programs of either exchange and, without the protection of such programs, will be subject to the risk of default by the broker. Because of the way in which China A-Shares are held in the Stock Connect Programs, the Fund may not be able to exercise the rights of a shareholder and may be limited in its ability to pursue claims against the issuer of a security, and may suffer losses in the event the depository of the Chinese exchange becomes insolvent.

**B-Shares Risk.** The China B-Share market is generally smaller, less liquid and has a smaller issuer base than the China A-Share market. The issuers that compose the B-Share market include a broad range of companies, including companies with large, medium and small capitalizations.

## Fund Summary

### KraneShares Asia Robotics and Artificial Intelligence Index ETF

Further, the B-Shares market may behave very differently from other portions of the Chinese equity markets, and there may be little to no correlation between the performance of the two.

**H-Shares Risk.** H-Shares are foreign securities which, in addition to the risks described herein, are subject to the risk that the Hong Kong stock market may behave very differently from the mainland Chinese stock market. There may be little to no correlation between the performance of the Hong Kong stock market and the mainland Chinese stock market.

**N-Shares Risk.** N-Shares are securities of companies with business operations in mainland China and listed on an American stock exchange, such as the NYSE or NASDAQ. Because companies issuing N-Shares have business operations in China, they are subject to certain political and economic risks in China. The American stock market may behave very differently from the mainland Chinese stock market, and there may be little to no correlation between the performance of the two.

**P-Chip Companies Risk.** P-Chip companies are often run by the private sector and have a majority of their business operations in mainland China. P-Chip shares are traded in Hong Kong dollars on the Hong Kong Stock Exchange, and may also be traded by foreigners. Because they are traded on the Hong Kong Stock Exchange, P-Chips are also subject to risks similar to those associated with investments in H Shares. They are also subject to risks affecting their jurisdiction of incorporation, including any legal or tax changes.

**Red Chip Companies Risk.** Red Chip companies are controlled, either directly or indirectly, by the central, provincial or municipal governments of the PRC. Red Chip shares are traded in Hong Kong dollars on the Hong Kong Stock Exchange and may also be traded by foreigners. Because Red Chip companies are controlled by various PRC governmental authorities, investing in Red Chips involves risks that political changes, social instability, regulatory uncertainty, adverse diplomatic developments, asset expropriation or nationalization, or confiscatory taxation could adversely affect the performance of Red Chip companies. Red Chip companies may be less efficiently run and less profitable than other companies.

**S-Chip Companies Risk.** The Fund may invest in shares of companies with business operations in mainland China and listed on the Singapore Exchange ("S-Chips"). S-Chip shares are issued by companies incorporated anywhere, but many are registered in Singapore, the British Virgin Islands, the Cayman Islands, or Bermuda. They are subject to risks affecting their jurisdiction of incorporation, including any legal or tax changes. S-Chip companies may or may not be owned at least in part by a Chinese central, provincial or municipal government and be subject to the types of risks that come with such ownership described herein. There may be little or no correlation between the performance of the Singapore stock market and the mainland Chinese stock market.

**Equity Securities Risk.** The values of equity securities are subject to factors such as market fluctuations, changes in interest rates and perceived trends in stock prices. Equity securities may be more volatile than other asset classes and are generally subordinate in rank to debt and other securities of the same issuer.

**Emerging Markets Risk.** The Fund's investments in emerging markets are subject to greater risk of loss than investments in developed markets. This is due to, among other things, greater market volatility, greater risk of asset seizures and capital controls, lower trading volume, political and economic instability, greater risk of market shutdown, and more governmental limitations on foreign investments than typically found in developed markets. The economies of emerging markets, and China in particular, may be heavily reliant upon international trade and may suffer disproportionately if international trading declines or is disrupted.

## Fund Summary

### KraneShares Asia Robotics and Artificial Intelligence Index ETF

**Foreign Securities Risk.** Investments in securities of non-U.S. issuers may be less liquid than investments in U.S. issuers, may have less governmental regulation and oversight, and are typically subject to different investor protection standards than U.S. issuers. Investments in non-U.S. securities entail the risk of loss due to foreign currency fluctuations and political or economic instability. Foreign market trading hours, clearance and settlement procedures, and holiday schedules may limit the Fund's ability to buy and sell securities. These factors could result in a loss to the Fund.

**Geographic Focus Risk.** The Fund's investments are expected to be focused in a particular country, countries, or region to the same extent as the Underlying Index and therefore the Fund may be susceptible to adverse market, political, regulatory, and geographic events affecting that country, countries or region. Such geographic focus also may subject the Fund to a higher degree of volatility than a more geographically diversified fund.

**Currency Risk.** The Fund's net asset value ("NAV") is determined on the basis of the U.S. dollar, therefore, the Fund may lose value if the local currency of a foreign market depreciates against the U.S. dollar, even if the local currency value of the Fund's holdings goes up. Currency exchange rates can be very volatile and can change quickly and unpredictably, which may adversely affect the Fund. The Fund may also be subject to delays in converting or transferring U.S. dollars to foreign currencies for the purpose of purchasing portfolio investments. This may hinder the Fund's performance, including because any delay could result in the Fund missing an investment opportunity and purchasing securities at a higher price than originally intended, or incurring cash drag.

**Non-Diversified Fund Risk.** Because the Fund is non-diversified and may invest a greater portion of its assets in fewer issuers than a diversified fund, changes in the market value of a single portfolio holding could cause greater fluctuations in the Fund's share price than would occur in a diversified fund. This may increase the Fund's volatility and cause the performance of a single portfolio holding or a relatively small number of portfolio holdings to have a greater impact on the Fund's performance.

**Concentration Risk.** The Fund's assets are expected to be concentrated in an industry or group of industries to the extent that the Underlying Index concentrates in a particular industry or group of industries. The securities of companies in an industry or group of industries could react similarly to market developments. Thus, the Fund is subject to loss due to adverse occurrences that affect one industry or group of industries or sector. While the Fund's sector and industry exposure is expected to vary over time based on the composition of the Underlying Index, the Fund is currently subject to the principal risks described below.

**Information Technology Sector Risk.** Market or economic factors impacting information technology companies and companies that rely heavily on technology advances could have a major effect on the value of stocks in the information technology sector. The value of stocks of technology companies and companies that rely heavily on technology is particularly vulnerable to rapid changes in technology product cycles, rapid product obsolescence, government regulation and competition, both domestically and internationally, including competition from competitors with lower production costs. Information technology companies and companies that rely heavily on technology, especially those of smaller, less-seasoned companies, tend to be more volatile than the overall market. Information technology companies are heavily dependent on patent and intellectual property rights, the loss or impairment of which may adversely affect profitability. Additionally, companies in the information technology sector may face dramatic and often unpredictable changes in growth rates and competition for the services of qualified personnel.

## Fund Summary

### KraneShares Asia Robotics and Artificial Intelligence Index ETF

**Japan Risk.** The Japanese economy is heavily dependent upon international trade and may be subject to considerable degrees of economic, political and social instability, which could negatively affect the Fund. The Japanese yen has fluctuated widely during recent periods and may be affected by currency volatility elsewhere in Asia, especially Southeast Asia. In addition, the yen has had a history of unpredictable and volatile movements against the U.S. dollar. Japan has also experienced natural disasters, such as earthquakes and tidal waves, of varying degrees of severity, which could negatively affect the Fund. The Japanese economy has in the past been negatively affected at times by government intervention and protectionism, an unstable financial services sector, and a heavy reliance on international trade, a significant portion of which is conducted with nearby developing nations in East and Southeast Asia.

**Taiwan Risk.** Investments in Taiwanese issuers involve risks that are specific to Taiwan, including legal, regulatory, political and economic risks. Political and economic developments of Taiwan's neighbors may have an adverse effect on Taiwan's economy. Specifically, Taiwan's geographic proximity and history of political contention with China have resulted in ongoing tensions, which may materially affect the Taiwanese economy and its securities market and may have an adverse impact on the values of the Fund's investments in Taiwan, or make such investments impracticable or impossible.

**ETF Risk.** As an ETF, the Fund is subject to the following risks:

**Authorized Participants Concentration Risk.** The Fund has a limited number of financial institutions that may act as Authorized Participants. To the extent they exit the business or are otherwise unable to proceed in creation and redemption transactions with the Fund and no other Authorized Participant is able to step forward to create or redeem, shares of the Fund may be more likely to trade at a premium or discount to NAV and possibly face trading halts or delisting. Authorized Participant concentration risk may be heightened for exchange-traded funds ("ETFs"), such as the Fund, that invest in securities issued by non-U.S. issuers or other securities or instruments that have lower trading volumes.

**Cash Transactions Risk.** Like other ETFs, the Fund sells and redeems its shares only in large blocks called Creation Units and only to "Authorized Participants." Unlike many other ETFs, however, the Fund expects to effect its creations and redemptions at least partially or fully for cash, rather than in-kind securities. Thus, an investment in the Fund may be less tax-efficient than an investment in other ETFs as the Fund may recognize a capital gain that it could have avoided by making redemptions in-kind. As a result, the Fund may pay out higher capital gains distributions than ETFs that redeem in-kind. Further, paying redemption proceeds in cash rather than through in-kind delivery of portfolio securities may require the Fund to dispose of or sell portfolio investments to obtain the cash needed to distribute redemption proceeds at an inopportune time.

**International Closed Market Trading Risk.** To the extent the Fund's investments trade in markets that are closed when the Fund and Exchange are open, there are likely to be deviations between current pricing of an underlying security and the prices at which the underlying securities are valued for purposes of the Fund's NAV. As a result, Shares may appear to trade at a significant discount or premium to NAV greater than those incurred by other ETFs. In addition, shareholders may not be able to purchase or redeem their shares of the Fund, or purchase or sell shares of the Fund on the Exchange, on days when the NAV of the Fund could be significantly affected by events in the relevant non-U.S. markets.

## Fund Summary

### KraneShares Asia Robotics and Artificial Intelligence Index ETF

**New Fund Risk.** If the Fund does not grow in size, it will be at greater risk than larger funds of wider bid-ask spreads for its shares, trading at a greater premium or discount to NAV, liquidation and/or a stop to trading.

**Premium/Discount Risk.** There may be times when the market price of the Fund's shares is more than the NAV intra-day (at a premium) or less than the NAV intra-day (at a discount). As a result, shareholders of the Fund may pay more than NAV when purchasing shares and receive less than NAV when selling Fund shares. This risk is heightened in times of market volatility or periods of steep market declines. In such market conditions, market or stop loss orders to sell Fund shares may be executed at prices well below NAV.

**Secondary Market Trading Risk.** Investors buying or selling shares in the secondary market will normally pay brokerage commissions, which are often a fixed amount and may be a significant proportional cost for investors buying or selling relatively small amounts of shares. Secondary market trading is subject to bid-ask spreads and trading in Fund shares may be halted by the Exchange because of market conditions or other reasons. If a trading halt occurs, a shareholder may temporarily be unable to purchase or sell shares of the Fund. In addition, although the Fund's shares are listed on the Exchange, there can be no assurance that an active trading market for shares will develop or be maintained or that the Fund's shares will continue to be listed.

**Liquidity Risk.** The Fund's investments are subject to liquidity risk, which exists when an investment is or becomes difficult or impossible to purchase or sell at an advantageous time and price. If a transaction is particularly large or if the relevant market is or becomes illiquid, it may not be possible to initiate a transaction or liquidate a position, which may cause the Fund to suffer significant losses and difficulties in meeting redemptions. Liquidity risk may be the result of, among other things, market turmoil, the reduced number and capacity of traditional market participants, or the lack of an active trading market. Markets for securities or financial instruments could be disrupted by a number of events, including, but not limited to, an economic crisis, natural disasters, new legislation or regulatory changes inside or outside the U.S. Liquid investments may become less liquid after being purchased by the Fund, particularly during periods of market stress. In addition, if a number of securities held by the Fund stop trading, it may have a cascading effect and cause the Fund to halt trading. Volatility in market prices will increase the risk of the Fund being subject to a trading halt. Certain countries in which the Fund may invest may be subject to extended settlement delays and/or foreign holidays, during which the Fund will unlikely be able to convert holdings to cash.

**Small- and Mid-Capitalization Company Risk.** Investing in the securities of small and medium capitalization companies involves greater risk and the possibility of greater price volatility than investing in larger capitalization companies. Since small and medium-sized companies may have limited operating histories, product lines and financial resources, the securities of these companies may be less liquid and more volatile. They may also be sensitive to (expected) changes in interest rates and earnings.

**Large Capitalization Company Risk.** Large capitalization companies may be unable to respond quickly to new competitive challenges and attain the high growth rate of successful smaller companies, especially during extended periods of economic expansion. As such, returns on investments in stocks of large capitalization companies could trail the returns on investments in stocks of small and mid capitalization companies.

## Fund Summary

### KraneShares Asia Robotics and Artificial Intelligence Index ETF

**Passive Investment Risk.** There is no guarantee that the Underlying Index will create the desired exposure and the Fund is not actively managed. It does not seek to “beat” the Underlying Index or take temporary defensive positions when markets decline. Therefore, the Fund may purchase or hold securities with current or projected underperformance.

**Management Risk.** The Fund may not fully replicate the Underlying Index and may hold less than the total number of securities in the Underlying Index. Therefore, the Fund is subject to the risk that Krane’s security selection process may not produce the intended results.

**Tracking Error Risk.** The Fund’s return may not match or achieve a high degree of correlation with the return of the Underlying Index. This may be due to, among other factors, the Fund holding cash under certain circumstances in lieu of Underlying Index securities, such as when the Fund is subject to delays converting U.S. dollars into a foreign currency to purchase foreign securities and unable to invest in certain constituents of the Underlying Index due to regulatory constraints, trading suspensions, and legal restrictions imposed by foreign governments. To the extent that the Fund employs a representative sampling strategy or calculates its NAV based on fair value prices and the value of the Underlying Index is based on securities’ closing prices on local foreign markets, the Fund’s ability to track the Underlying Index may be adversely affected.

**Market Risk.** The values of the Fund’s holdings could decline generally or could underperform other investments. In addition, there is a risk that policy changes by the U.S. Government, Federal Reserve, and/or other government actors could cause volatility in global financial markets and negative sentiment, which could have a negative impact on the Fund and could result in losses. Geopolitical and other risks, including environmental and public health risks may add to instability in world economies and markets generally. Changes in value may be temporary or may last for extended periods. Further, the Fund is susceptible to the risk that certain investments may be difficult or impossible to sell at a favorable time or price. Market developments may also cause the Fund’s investments to become less liquid and subject to erratic price movements.

**High Portfolio Turnover Risk.** The Fund may incur high portfolio turnover rates, which may increase the Fund’s brokerage commission costs and negatively impact the Fund’s performance. Such portfolio turnover also may generate net short-term capital gains.

**Valuation Risk.** Independent market quotations for certain investments held by the Fund may not be readily available, and such investments may be fair valued or valued by a pricing service at an evaluated price. These valuations involve subjectivity and different market participants may assign different prices to the same investment. As a result, there is a risk that the Fund may not be able to sell an investment at the price assigned to the investment by the Fund. In addition, the securities in which the Fund invests may trade on days that the Fund does not price its shares; as a result, the value of Fund shares may change on days when investors cannot purchase or sell their Fund holdings.

**Tax Risk.** In order to qualify for the favorable tax treatment available to regulated investment companies, the Fund must satisfy certain income, asset diversification and distribution requirements each year. The Fund’s investments in issuers whose control persons are not certain creates a risk that tax authorities may retrospectively deem the Fund to have failed the asset diversification requirements. If the Fund were to fail the favorable tax treatment requirements, it would be taxed in the same manner as an ordinary corporation, which would adversely affect its performance.

**Depository Receipts Risk.** The Fund may hold the securities of foreign companies in the form of depository receipts, including American Depositary Receipts and Global Depositary Receipts.

## Fund Summary

### KraneShares Asia Robotics and Artificial Intelligence Index ETF

Investing in depositary receipts entails the risks associated with foreign investments, such as fluctuations in foreign currency exchange rates and political and economic risks distinct from those associated with investing in the securities of U.S. issuers. In addition, the value of the securities underlying the depositary receipts may change materially when the U.S. markets are not open for trading, which will affect the value of the depositary receipts.

**Derivatives Risk.** The use of derivatives (including swaps, futures, forwards, structured notes and options) may involve leverage, which includes risks that are different from, and greater than, the risks associated with investing directly in a reference asset, because a small investment in a derivative can result in a large impact on the Fund and may cause the Fund to be more volatile. Derivatives may at times be highly illiquid, and the Fund may not be able to close out or sell a derivative at a particular time or at an anticipated price. Derivatives can be difficult to value and valuation may be more difficult in times of market turmoil. There may be imperfect correlation between the derivative and that of the reference asset, resulting in unexpected returns that could materially adversely affect the Fund. Certain derivatives (such as swaps and options) are bi-lateral agreements that expose the Fund to counterparty risk, which is the risk of loss in the event that the counterparty to an agreement fails to make required payments or otherwise comply with the terms of derivative. In that case, the Fund may suffer losses potentially equal to, or greater than, the full value of the derivative if the counterparty fails to perform its obligations. That risk is generally thought to be greater with over-the-counter (OTC) derivatives than with derivatives that are exchange traded or centrally cleared. Counterparty risks are compounded by the fact that there are only a limited number of ways available to invest in certain reference assets and, therefore, there may be few counterparties to swaps or options based on those reference assets. Many derivatives are subject to segregation requirements that require the Fund to segregate the market or notional value of the derivatives, which could impede the portfolio management of the Fund.

**Investments in Investment Companies Risk.** The Fund may invest in other investment companies, including those that are advised, sponsored or otherwise serviced by Krane and/or its affiliates. The Fund will indirectly be exposed to the risks of investments by such funds and will incur its pro rata share of the underlying fund's expenses. Additionally, investments in ETFs are subject to ETF Risk. Krane is subject to conflicts of interest in allocating Fund assets to investment companies that are advised, sponsored or otherwise serviced by Krane and/or its affiliates. To the extent that the Fund invests in investment companies or other pooled investment vehicles that are not registered pursuant to the 1940 Act, including foreign investment companies, it will not enjoy the protections of the U.S. law.

**Securities Lending Risk.** To the extent the Fund lends its securities, it may be subject to the following risks: (1) the securities in which the collateral is invested may not perform sufficiently to cover the applicable rebate rates paid to borrowers and related administrative costs; (2) delays may occur in the recovery of securities from borrowers, which could interfere with the Fund's ability to vote proxies or to settle transactions; and (3) although borrowers of the Fund's securities typically provide collateral in the form of cash that is reinvested in securities, there is the risk of possible loss of rights in the collateral should the borrower fail financially.

**Cash and Cash Equivalents Risk.** The Fund may hold cash or cash equivalents. Generally, such positions offer less potential for gain than other investments. This is particularly true when the market for other investments in which the Fund may invest is rapidly rising. If the Fund holds cash uninvested it will be subject to the credit risk of the depositing institution holding the cash.



## Fund Summary

### KraneShares Asia Robotics and Artificial Intelligence Index ETF

#### Performance Information

Once the Fund has completed a full calendar year of operations, a bar chart and table will be included in this Prospectus that will provide some indication of the risks of investing in the Fund by showing the variability of the Fund's return based on net assets and comparing the variability of the Fund's return to a broad measure of market performance. Once available, the Fund's current performance information will be available at [www.kraneshares.com](http://www.kraneshares.com). Past performance does not necessarily indicate how the Fund will perform in the future.

#### Management

##### Investment Adviser

Krane Funds Advisors, LLC serves as the investment adviser to the Fund.

##### Portfolio Managers

James Maund, Head of Capital Markets at the Adviser, has served as the lead portfolio manager of the Fund since the Fund's inception. Jonathan Shelon, Chief Operating Officer of the Adviser, also serves as a portfolio manager of the Fund. Mr. Shelon supports Mr. Maund and Krane's investment team for the Fund and has been a portfolio manager of the Fund since the Fund's inception.

#### Purchase and Sale of Fund Shares

Shares may be purchased and redeemed from the Fund only in "Creation Units" of 50,000 shares, or multiples thereof. As a practical matter, only institutions and large investors, such as market makers or other large broker-dealers, purchase or redeem Creation Units. Most investors will buy and sell shares of the Fund on the Exchange. Individual shares can be bought and sold throughout the trading day like other publicly traded securities through a broker-dealer on the Exchange. These transactions do not involve the Fund. The price of an individual Fund share is based on market prices, which may be different from its NAV. As a result, the Fund's shares may trade at a price greater than the NAV (at a premium) or less than the NAV (at a discount). An investor may incur costs attributable to the difference between the highest price a buyer is willing to pay to purchase shares of the Fund (bid) and the lowest price a seller is willing to accept for shares of the Fund (ask) when buying or selling shares in the secondary market (the "bid-ask spread"). Most investors will incur customary brokerage commissions and charges when buying or selling shares of the Fund through a broker-dealer.

Recent information regarding the Fund, including its NAV, market price, premiums and discounts, and bid ask spreads, are available on the Fund's website at [www.kraneshares.com](http://www.kraneshares.com).

#### Tax Information

Fund distributions are generally taxable as ordinary income, qualified dividend income or capital gains (or a combination), unless your investment is in an IRA or other tax-advantaged retirement account, which may be taxable upon withdrawal.

#### Payments to Broker-Dealers and Other Financial Intermediaries

If you purchase Fund shares through a broker-dealer or other financial intermediary (such as a bank), the Fund and its related companies may pay the intermediary for the sale of Fund shares and related services. These payments may create a conflict of interest by influencing the broker-dealer or other intermediary and your sales person to recommend the Fund over another investment. Ask your sales person or visit your financial intermediary's website for more information.



Fund Summary

KraneShares Bosera MSCI China A Share ETF

Investment Objective

The KraneShares Bosera MSCI China A Share ETF (the “Fund”) seeks to provide investment results that, before fees and expenses, correspond to the price and yield performance of a specific foreign equity securities index. The Fund’s current index is the MSCI China A Index (USD) (the “Underlying Index”).

Fees and Expenses of the Fund

The following table describes the fees and expenses you may pay if you buy, hold and sell shares of the Fund. You may pay other fees, such as brokerage commissions and other fees to financial intermediaries, which are not reflected in the tables and examples below.

Shareholder Fees (fees paid directly from your investment) . . . . .	None
<b>Annual Fund Operating Expenses</b>	
(expenses that you pay each year as a percentage of the value of your investment)	
Management Fees . . . . .	0.78%
Distribution and/or Service (12b-1) Fees* . . . . .	0.00%
Other Expenses . . . . .	0.01%
<b>Total Annual Fund Operating Expenses.</b> . . . .	<b>0.79%</b>
Fee Waiver**. . . . .	-0.20%
<b>Total Annual Fund Operating Expenses After Fee Waiver</b> . . . . .	<b>0.59%</b>

\* Pursuant to a Distribution Plan, the Fund may bear a Rule 12b-1 fee not to exceed 0.25% per year of the Fund’s average daily net assets. However, no such fee is currently paid by the Fund, and the Board of Trustees has not currently approved the commencement of any payments under the Distribution Plan.

\*\* The Fund’s investment adviser, Krane Funds Advisors, LLC (“Krane” or “Adviser”), has contractually agreed to waive its management fee by 0.20% of the Fund’s average daily net assets (“Fee Waiver”). The Fee Waiver will continue until August 1, 2022, and may only be terminated prior thereto by the Board.

Example

This Example is intended to help you compare the cost of investing in the Fund with the cost of investing in other funds. The Example assumes that you invest \$10,000 in the Fund for the time periods indicated. The Example also assumes that your investment has a 5% return each year and that the Fund’s operating expenses remain the same, except that it reflects the Fee Waiver for the period described above. Although your actual costs may be higher or lower, based on these assumptions, whether you do or do not sell your shares, your costs would be:

1 Year	3 Years	5 Years	10 Years
\$60	\$232	\$419	\$959

Portfolio Turnover

The Fund pays transaction costs, such as commissions, when it buys and sells securities (or “turns over” its portfolio). A higher portfolio turnover rate may indicate higher transaction costs and may result in higher taxes when Fund shares are held in a taxable account. These costs, which are not reflected in the Annual Fund Operating Expenses or in the Example, affect the Fund’s performance. During the most recent fiscal year, the Fund’s portfolio turnover rate was 35% of the average value of its portfolio. This rate excludes the value of portfolio securities received or delivered as a result of in-kind creations or redemptions of the Fund’s shares.

### KraneShares Bosera MSCI China A Share ETF

#### Principal Investment Strategies

Under normal circumstances, the Fund will invest at least 80% of its total assets in securities of the Underlying Index and depositary receipts representing such securities. The Underlying Index reflects the large- and mid-cap Chinese renminbi ("RMB")-denominated equity securities listed on the Shenzhen or Shanghai Stock Exchanges ("A-Shares") that are accessible through the Shanghai-Hong Kong Stock Connect or Shenzhen-Hong Kong Stock Connect programs (together, the "Stock Connect Programs"). The Underlying Index is calculated using China A-Shares listings based on the offshore RMB exchange rate (commonly known as "CNH"). Underlying Index constituents are weighted by the security's free-float adjusted market capitalization, as calculated based on MSCI's Foreign Inclusion Factor ("FIF") and subject to Foreign Ownership Limits ("FOLs"). The FIF of a security is defined as the proportion of shares outstanding that is available for investment in the public equity markets by foreign investors. The FOL of a security is defined as the proportion of share capital of the security that is available for purchase to foreign investors.

A-Shares are issued by companies incorporated in mainland China. Under current regulations in the People's Republic of China ("China" or the "PRC"), foreign investors can invest in A-Shares only through certain institutional investors that have obtained a license and quota from the Chinese regulators or through the Stock Connect Programs. Bosera Asset Management (International) Co., Ltd. ("Bosera"), the Fund's sub-adviser, has received a license as a Renminbi Qualified Foreign Institutional Investor ("RQFII") from the China Securities Regulatory Commission ("CSRC") and has received an A-Shares quota by China's State Administration of Foreign Exchange ("SAFE") for use by the investment products it manages, including the Fund. In addition, the Fund may invest in A-Shares through the Stock Connect Programs and, in the future, Bosera may also obtain a license on behalf of the Fund as a Qualified Foreign Institutional Investor ("QFII"), another program under Chinese law that would allow the Fund to invest in A-Shares.

The Fund may invest up to 20% of its assets in instruments that are not included in the Underlying Index, but that Krane and/or Bosera believes will help the Fund track the Underlying Index. These investments may include equity securities and depositary receipts of issuers whose securities are not constituents of the Underlying Index, derivative instruments (including swaps, futures, forwards, structured notes and options), other investment companies (including exchange traded funds or "ETFs") and cash or cash equivalents (including money market funds). Certain other investment companies in which the Fund may invest may be advised, sponsored or otherwise serviced by Krane, Bosera and/or their affiliates.

In addition to China A-Shares, which are described above, the following China-related securities may be included in this 20% basket:

- *China B-Shares*, which are shares of companies listed on the Shanghai or Shenzhen Stock Exchange but quoted and traded in foreign currencies (such as Hong Kong Dollars or U.S. Dollars), which were primarily created for trading by foreign investors.
- *China H-Shares*, which are shares of companies incorporated in mainland China and listed on the Hong Kong Stock Exchange ("H-Shares"), where they are traded in Hong Kong dollars and may be traded by foreign investors.
- *China N-Shares*, which are shares of companies with business operations in mainland China and listed on an American stock exchange, such as NYSE or NASDAQ ("N-Shares").

## Fund Summary

### KraneShares Bosera MSCI China A Share ETF

- *P-Chips*, which are shares of private sector companies with a majority of their business operations in mainland China and controlling private Chinese shareholders, which are incorporated outside of mainland China and traded on the Hong Kong Stock Exchange in Hong Kong dollars.
- *Red Chips*, which are shares of companies with a majority of their business operations in mainland China and controlled by the central, provincial or municipal governments of the PRC, whose shares are traded on the Hong Kong Stock Exchange in Hong Kong dollars.
- *S-Chips*, which are shares of companies with business operations in mainland China and listed on the Singapore Exchange. S-Chip shares are issued by companies incorporated anywhere, but many are registered in Singapore, the British Virgin Islands, the Cayman Islands, or Bermuda.

Although the Fund reserves the right to replicate (or hold all constituents of) the Underlying Index, the Fund expects to use a representative sampling strategy to track the Underlying Index. “Representative sampling” is a strategy that involves investing in a representative sample of securities that collectively have an investment profile similar to that of the Underlying Index.

As of May 31, 2021, the Underlying Index included 490 securities of companies with a market capitalization range of approximately \$0.592 billion to \$2,112.7 billion and an average market capitalization of approximately \$4.3 billion. The Underlying Index is rebalanced quarterly.

To the extent the Underlying Index is concentrated in a particular industry, the Fund is expected to be concentrated in that industry. As of May 31, 2021, issuers in the Financials sector (20.1%) represented a significant portion of the Underlying Index.

The Fund may engage in securities lending.

### Principal Risks

As with all ETFs, a shareholder of the Fund is subject to the risk that his or her investment could lose money. The Fund may not achieve its investment objective and an investment in the Fund is not by itself a complete or balanced investment program. An investment in the Fund is not a deposit with a bank and is not insured or guaranteed by the Federal Deposit Insurance Corporation or any other government agency. An investment in the Fund involves the risk of total loss. In addition to these risks, the Fund is subject to a number of additional principal risks that may affect the value of its shares, including:

**China Risk.** The Chinese economy is generally considered an emerging market and can be significantly affected by economic and political conditions in China and surrounding Asian countries. China may be subject to considerable degrees of economic, political and social instability. In addition, the Chinese economy is export-driven and highly reliant on trading with key partners. A downturn in the economies of China's primary trading partners could slow or eliminate the growth of the Chinese economy and adversely impact the Fund's investments. The Chinese government strictly regulates the payment of foreign currency denominated obligations and sets monetary policy. The Chinese government may introduce new laws and regulations that could have an adverse effect on the Fund. Although China has begun the process of privatizing certain sectors of its economy, privatized entities may lose money and/or be re-nationalized.

In the Chinese securities markets, a small number of issuers may represent a large portion of the entire market. The Chinese securities markets are subject to more frequent trading halts, low trading volume and price volatility. Recent developments in relations between the United States and China have heightened concerns of increased tariffs and restrictions on trade between the two countries.

## Fund Summary

### KraneShares Boserá MSCI China A Share ETF

An increase in tariffs or trade restrictions, or even the threat of such developments, could lead to a significant reduction in international trade, which could have a negative impact on China's export industry and a commensurately negative impact on the Fund.

In recent years, Chinese entities have incurred significant levels of debt and Chinese financial institutions currently hold relatively large amounts of non-performing debt. Thus, there exists a possibility that widespread defaults could occur, which could trigger a financial crisis, freeze Chinese debt and finance markets and make Chinese securities illiquid.

In addition, trade relations between the U.S. and China have recently been strained. Worsening trade relations between the two countries could adversely impact the Fund, particularly to the extent that the Chinese government restricts foreign investments in on-shore Chinese companies or the U.S. government restricts investments by U.S. investors in China. Worsening trade relations may also result in market volatility and volatility in the price of Fund shares.

Disclosure and regulatory standards in emerging market countries, such as China, are in many respects less stringent than U.S. standards. There is substantially less publicly available information about Chinese issuers than there is about U.S. issuers.

**A-Shares Risk.** A-Shares are issued by companies incorporated in mainland China and are traded on Chinese exchanges. Investments in A-Shares are made available to domestic Chinese investors and certain foreign investors, including those who have been approved as a QFII or a RQFII and through the Stock Connect Programs, which currently include the Shanghai-Hong Kong Stock Connect, Shenzhen-Hong Kong Stock Connect, Shanghai-London Stock Connect, and the China-Japan Stock Connect. Investments by other foreign investors in A-Shares are subject to various regulations and limits. Investments in A-Shares are subject to various restrictions. Investments in A-Shares are heavily regulated and the recoupment and repatriation of assets invested in A-Shares is subject to restrictions by the Chinese government. A-Shares may be subject to frequent and widespread trading halts and may become illiquid. This could cause volatility in the Fund's share price and subject the Fund to a greater risk of trading halts.

**Custody Risks.** In accordance with Chinese regulations, A-Shares acquired through a QFII or RQFII license will be held in the joint names of the Fund and Boserá. While Boserá may not use such an account for any purpose other than for maintaining the Fund's assets, the Fund's assets may not be as well protected as they would be if it were possible for them to be registered and held solely in the name of the Fund. There is a risk that creditors of Boserá may assert that the securities are owned by Boserá and that regulatory actions taken against Boserá may affect the Fund. The risk is particularly acute in the case of cash deposited with a People's Republic of China ("PRC") sub-custodian ("PRC Custodian") because it may not be segregated, and it may be treated as a debt owing from the PRC Custodian to the Fund as a depositor. Thus, in the event of a PRC Custodian bankruptcy, liquidation, or similar event, the Fund may face difficulties and/or encounter delays in recovering its cash.

**Tax Risk.** Per a circular (Caishui [2014] 79), the Fund is temporarily exempt from the Chinese tax on capital gains on trading in A-Shares as a QFII or RQFII or the Shanghai Stock Exchange through the Shanghai-Hong Kong Stock Connect as of November 17, 2014, and the Shenzhen Stock Exchange through the Shenzhen-Hong Kong Stock Connect as of December 5, 2016. There is no indication as to how long the temporary exemption will remain in effect. Accordingly, the Fund may be subject to such taxes in the future. In addition, there is uncertainty as to the application and implementation of China's value added tax to the Fund's activities. The Fund reserves the right to

## Fund Summary

### KraneShares Bosera MSCI China A Share ETF

establish a reserve for taxes which present uncertainty as to whether they will be assessed, although it currently does not do so. If the Fund establishes such a reserve but is not ultimately subject to these taxes, shareholders who redeemed or sold their shares while the reserve was in place will effectively bear the tax and may not benefit from the later release, if any, of the reserve. Conversely, if the Fund does not establish such a reserve but ultimately is subject to the tax, shareholders who redeemed or sold their shares prior to the tax being withheld, reserved or paid will have effectively avoided the tax. Investors should note that such provision, if any, may be excessive or inadequate to meet actual tax liabilities (which could include interest and penalties) on the Fund's investments. Any taxes imposed in connection with the Fund's activities will be borne by the Fund. As a result, investors may be advantaged or disadvantaged depending on the final rules of the relevant tax authorities.

**Capital Controls Risk.** Economic conditions, such as volatile currency exchange rates and interest rates, political events and other conditions may, without prior warning, lead to intervention by government actors and the imposition of "capital controls." Capital controls include the prohibition of, or restrictions on, the ability to transfer currency, securities or other assets. Levies may be placed on profits repatriated by foreign entities (such as the Fund). Although the RMB is not presently freely convertible, rather it is subject to the approval of the State Administration of Foreign Exchange ("SAFE") and other relevant authorities, repatriations by RQFIs or through the Stock Connect Programs are currently permitted daily and Chinese authorities have indicated their plans to move to a fully freely convertible RMB. There is no assurance, however, that repatriation restrictions will not be (re-)imposed in the future.

**Hong Kong Risk.** The economy of Hong Kong has few natural resources and any fluctuation or shortage in the commodity markets could have a significant adverse effect on the Hong Kong economy. Hong Kong is also heavily dependent on international trade and finance. Additionally, the continuation and success of the current political, economic, legal and social policies of Hong Kong is dependent on and subject to the control of the Chinese government. China may change its policies regarding Hong Kong at any time. Any such change may adversely affect market conditions and the performance of Chinese and Hong Kong issuers and, thus, the value of securities in the Fund's portfolio.

**Stock Connect Program Risk.** The Stock Connect Programs are subject to daily and aggregate quota limitations, and an investor cannot purchase and sell the same security on the same trading day, which may restrict the Fund's ability to invest in A-Shares through the Programs and to enter into or exit trades on a timely basis. The Shanghai and Shenzhen markets may be open at a time when the participating exchanges located outside of mainland China are not active, with the result that prices of A-Shares may fluctuate at times when the Fund is unable to add to or exit its positions. Only certain China A-Shares are eligible to be accessed through the Stock Connect Programs. Such securities may lose their eligibility at any time, in which case they could be sold but could no longer be purchased through the Stock Connect Programs. Because the Stock Connect Programs are still evolving, the actual effect on the market for trading A-Shares with the introduction of large numbers of foreign investors is still relatively unknown. Further, regulations or restrictions, such as limitations on redemptions or suspension of trading, may adversely impact the program. There is no guarantee that the participating exchanges will continue to support the Stock Connect Programs in the future.

Investments in China A-Shares may not be covered by the securities investor protection programs of either exchange and, without the protection of such programs, will be subject to the risk of default by the broker. Because of the way in which China A-Shares are held in the Stock Connect

## Fund Summary

### KraneShares Boserá MSCI China A Share ETF

Programs, the Fund may not be able to exercise the rights of a shareholder and may be limited in its ability to pursue claims against the issuer of a security, and may suffer losses in the event the depository of the Chinese exchange becomes insolvent.

**B-Shares Risk.** The China B-Share market is generally smaller, less liquid and has a smaller issuer base than the China A-Share market. The issuers that compose the B-Share market include a broad range of companies, including companies with large, medium and small capitalizations. Further, the B-Shares market may behave very differently from other portions of the Chinese equity markets, and there may be little to no correlation between the performance of the two.

**H-Shares Risk.** H-Shares are foreign securities which, in addition to the risks described herein, are subject to the risk that the Hong Kong stock market may behave very differently from the mainland Chinese stock market. There may be little to no correlation between the performance of the Hong Kong stock market and the mainland Chinese stock market.

**N-Shares Risk.** N-Shares are securities of companies with business operations in mainland China and listed on an American stock exchange, such as the NYSE or NASDAQ. Because companies issuing N-Shares have business operations in China, they are subject to certain political and economic risks in China. The American stock market may behave very differently from the mainland Chinese stock market, and there may be little to no correlation between the performance of the two.

**P-Chip Companies Risk.** P-Chip companies are often run by the private sector and have a majority of their business operations in mainland China. P-Chip shares are traded in Hong Kong dollars on the Hong Kong Stock Exchange, and may also be traded by foreigners. Because they are traded on the Hong Kong Stock Exchange, P-Chips are also subject to risks similar to those associated with investments in H Shares. They are also subject to risks affecting their jurisdiction of incorporation, including any legal or tax changes.

**Red Chip Companies Risk.** Red Chip companies are controlled, either directly or indirectly, by the central, provincial or municipal governments of the PRC. Red Chip shares are traded in Hong Kong dollars on the Hong Kong Stock Exchange and may also be traded by foreigners. Because Red Chip companies are controlled by various PRC governmental authorities, investing in Red Chips involves risks that political changes, social instability, regulatory uncertainty, adverse diplomatic developments, asset expropriation or nationalization, or confiscatory taxation could adversely affect the performance of Red Chip companies. Red Chip companies may be less efficiently run and less profitable than other companies.

**S-Chip Companies Risk.** The Fund may invest in shares of companies with business operations in mainland China and listed on the Singapore Exchange ("S-Chips"). S-Chip shares are issued by companies incorporated anywhere, but many are registered in Singapore, the British Virgin Islands, the Cayman Islands, or Bermuda. They are subject to risks affecting their jurisdiction of incorporation, including any legal or tax changes. S-Chip companies may or may not be owned at least in part by a Chinese central, provincial or municipal government and be subject to the types of risks that come with such ownership described herein. There may be little or no correlation between the performance of the Singapore stock market and the mainland Chinese stock market.

**Equity Securities Risk.** The values of equity securities are subject to factors such as market fluctuations, changes in interest rates and perceived trends in stock prices. Equity securities may be more volatile than other asset classes and are generally subordinate in rank to debt and other securities of the same issuer.

## Fund Summary

### KraneShares Boserá MSCI China A Share ETF

**Emerging Markets Risk.** The Fund's investments in emerging markets are subject to greater risk of loss than investments in developed markets. This is due to, among other things, greater market volatility, greater risk of asset seizures and capital controls, lower trading volume, political and economic instability, greater risk of market shutdown, and more governmental limitations on foreign investments than typically found in developed markets. The economies of emerging markets, and China in particular, may be heavily reliant upon international trade and may suffer disproportionately if international trading declines or is disrupted.

**Foreign Securities Risk.** Investments in securities of non-U.S. issuers may be less liquid than investments in U.S. issuers, may have less governmental regulation and oversight, and are typically subject to different investor protection standards than U.S. issuers. Investments in non-U.S. securities entail the risk of loss due to foreign currency fluctuations and political or economic instability. Foreign market trading hours, clearance and settlement procedures, and holiday schedules may limit the Fund's ability to buy and sell securities. These factors could result in a loss to the Fund.

**Geographic Focus Risk.** The Fund's investments are expected to be focused in a particular country, countries, or region to the same extent as the Underlying Index and therefore the Fund may be susceptible to adverse market, political, regulatory, and geographic events affecting that country, countries or region. Such geographic focus also may subject the Fund to a higher degree of volatility than a more geographically diversified fund.

**Currency Risk.** The Fund's net asset value ("NAV") is determined on the basis of the U.S. dollar, therefore, the Fund may lose value if the local currency of a foreign market depreciates against the U.S. dollar, even if the local currency value of the Fund's holdings goes up. Currency exchange rates can be very volatile and can change quickly and unpredictably, which may adversely affect the Fund. The Fund may also be subject to delays in converting or transferring U.S. dollars to foreign currencies for the purpose of purchasing portfolio investments. This may hinder the Fund's performance, including because any delay could result in the Fund missing an investment opportunity and purchasing securities at a higher price than originally intended, or incurring cash drag.

**Concentration Risk.** The Fund's assets are expected to be concentrated in an industry or group of industries to the extent that the Underlying Index concentrates in a particular industry or group of industries. The securities of companies in an industry or group of industries could react similarly to market developments. Thus, the Fund is subject to loss due to adverse occurrences that affect one industry or group of industries or sector. While the Fund's sector and industry exposure is expected to vary over time based on the composition of the Underlying Index, the Fund is currently subject to the principal risks described below.

**Financials Sector Risk.** The performance of companies in the financials sector may be adversely impacted by many factors, including, among others, government regulations, economic conditions, credit rating downgrades, changes in interest rates, and decreased liquidity in credit markets. This sector has experienced significant losses in the recent past, and the impact of more stringent capital requirements and of recent or future regulation on any individual financial company or on the sector as a whole cannot be predicted.

**ETF Risk.** As an ETF, the Fund is subject to the following risks:

**Authorized Participants Concentration Risk.** The Fund has a limited number of financial institutions that may act as Authorized Participants. To the extent they exit the business or are otherwise unable to proceed in creation and redemption transactions with the Fund and no other

## Fund Summary

### KraneShares Boserá MSCI China A Share ETF

Authorized Participant is able to step forward to create or redeem, shares of the Fund may be more likely to trade at a premium or discount to NAV and possibly face trading halts or delisting. Authorized Participant concentration risk may be heightened for exchange-traded funds ("ETFs"), such as the Fund, that invest in securities issued by non-U.S. issuers or other securities or instruments that have lower trading volumes.

**Cash Transactions Risk.** Like other ETFs, the Fund sells and redeems its shares only in large blocks called Creation Units and only to "Authorized Participants." Unlike many other ETFs, however, the Fund expects to effect its creations and redemptions at least partially or fully for cash, rather than in-kind securities. Thus, an investment in the Fund may be less tax-efficient than an investment in other ETFs as the Fund may recognize a capital gain that it could have avoided by making redemptions in-kind. As a result, the Fund may pay out higher capital gains distributions than ETFs that redeem in-kind. Further, paying redemption proceeds in cash rather than through in-kind delivery of portfolio securities may require the Fund to dispose of or sell portfolio investments to obtain the cash needed to distribute redemption proceeds at an inopportune time.

**International Closed Market Trading Risk.** To the extent the Fund's investments trade in markets that are closed when the Fund and Exchange are open, there are likely to be deviations between current pricing of an underlying security and the prices at which the underlying securities are valued for purposes of the Fund's NAV. As a result, Shares may appear to trade at a significant discount or premium to NAV greater than those incurred by other ETFs. In addition, shareholders may not be able to purchase or redeem their shares of the Fund, or purchase or sell shares of the Fund on the Exchange, on days when the NAV of the Fund could be significantly affected by events in the relevant non-U.S. markets.

**Premium/Discount Risk.** There may be times when the market price of the Fund's shares is more than the NAV intra-day (at a premium) or less than the NAV intra-day (at a discount). As a result, shareholders of the Fund may pay more than NAV when purchasing shares and receive less than NAV when selling Fund shares. This risk is heightened in times of market volatility or periods of steep market declines. In such market conditions, market or stop loss orders to sell Fund shares may be executed at prices well below NAV.

**Secondary Market Trading Risk.** Investors buying or selling shares in the secondary market will normally pay brokerage commissions, which are often a fixed amount and may be a significant proportional cost for investors buying or selling relatively small amounts of shares. Secondary market trading is subject to bid-ask spreads and trading in Fund shares may be halted by the Exchange because of market conditions or other reasons. If a trading halt occurs, a shareholder may temporarily be unable to purchase or sell shares of the Fund. In addition, although the Fund's shares are listed on the Exchange, there can be no assurance that an active trading market for shares will develop or be maintained or that the Fund's shares will continue to be listed.

**Liquidity Risk.** The Fund's investments are subject to liquidity risk, which exists when an investment is or becomes difficult or impossible to purchase or sell at an advantageous time and price. If a transaction is particularly large or if the relevant market is or becomes illiquid, it may not be possible to initiate a transaction or liquidate a position, which may cause the Fund to suffer significant losses and difficulties in meeting redemptions. Liquidity risk may be the result of, among other things, market turmoil, the reduced number and capacity of traditional market participants, or the lack of an active trading market. Markets for securities or financial instruments could be disrupted by a number of events, including, but not limited to, an economic crisis, natural disasters, new legislation



## Fund Summary

### KraneShares Bosera MSCI China A Share ETF

or regulatory changes inside or outside the U.S. Liquid investments may become less liquid after being purchased by the Fund, particularly during periods of market stress. In addition, if a number of securities held by the Fund stop trading, it may have a cascading effect and cause the Fund to halt trading. Volatility in market prices will increase the risk of the Fund being subject to a trading halt. Certain countries in which the Fund may invest may be subject to extended settlement delays and/or foreign holidays, during which the Fund will unlikely be able to convert holdings to cash.

**Mid-Capitalization Company Risk.** Investing in the securities of medium capitalization companies involves greater risk and the possibility of greater price volatility than investing in larger capitalization companies. Since medium-sized companies may have limited operating histories, product lines and financial resources, the securities of these companies may be less liquid and more volatile. They may also be sensitive to (expected) changes in interest rates and earnings.

**Large Capitalization Company Risk.** Large capitalization companies may be unable to respond quickly to new competitive challenges and attain the high growth rate of successful smaller companies, especially during extended periods of economic expansion. As such, returns on investments in stocks of large capitalization companies could trail the returns on investments in stocks of small and mid capitalization companies.

**Passive Investment Risk.** There is no guarantee that the Underlying Index will create the desired exposure and the Fund is not actively managed. It does not seek to “beat” the Underlying Index or take temporary defensive positions when markets decline. Therefore, the Fund may purchase or hold securities with current or projected underperformance.

**Management Risk.** The Fund may not fully replicate the Underlying Index and may hold less than the total number of securities in the Underlying Index. Therefore, the Fund is subject to the risk that Bosera’s security selection process may not produce the intended results.

**Tracking Error Risk.** The Fund’s return may not match or achieve a high degree of correlation with the return of the Underlying Index. This may be due to, among other factors, the Fund holding cash under certain circumstances in lieu of Underlying Index securities, such as when the Fund is subject to delays converting U.S. dollars into a foreign currency to purchase foreign securities and unable to invest in certain constituents of the Underlying Index due to regulatory constraints, trading suspensions, and legal restrictions imposed by foreign governments. To the extent that the Fund employs a representative sampling strategy or calculates its NAV based on fair value prices and the value of the Underlying Index is based on securities’ closing prices on local foreign markets, the Fund’s ability to track the Underlying Index may be adversely affected.

**Market Risk.** The values of the Fund’s holdings could decline generally or could underperform other investments. In addition, there is a risk that policy changes by the U.S. Government, Federal Reserve, and/or other government actors could cause volatility in global financial markets and negative sentiment, which could have a negative impact on the Fund and could result in losses. Geopolitical and other risks, including environmental and public health risks may add to instability in world economies and markets generally. Changes in value may be temporary or may last for extended periods. Further, the Fund is susceptible to the risk that certain investments may be difficult or impossible to sell at a favorable time or price. Market developments may also cause the Fund’s investments to become less liquid and subject to erratic price movements.

## Fund Summary

### KraneShares Bosera MSCI China A Share ETF

**High Portfolio Turnover Risk.** The Fund may incur high portfolio turnover rates, which may increase the Fund's brokerage commission costs and negatively impact the Fund's performance. Such portfolio turnover also may generate net short-term capital gains.

**Valuation Risk.** Independent market quotations for certain investments held by the Fund may not be readily available, and such investments may be fair valued or valued by a pricing service at an evaluated price. These valuations involve subjectivity and different market participants may assign different prices to the same investment. As a result, there is a risk that the Fund may not be able to sell an investment at the price assigned to the investment by the Fund. In addition, the securities in which the Fund invests may trade on days that the Fund does not price its shares; as a result, the value of Fund shares may change on days when investors cannot purchase or sell their Fund holdings.

**Tax Risk.** In order to qualify for the favorable tax treatment available to regulated investment companies, the Fund must satisfy certain income, asset diversification and distribution requirements each year. The Fund's investments in issuers whose control persons are not certain creates a risk that tax authorities may retrospectively deem the Fund to have failed the asset diversification requirements. If the Fund were to fail the favorable tax treatment requirements, it would be taxed in the same manner as an ordinary corporation, which would adversely affect its performance.

**Depository Receipts Risk.** The Fund may hold the securities of foreign companies in the form of depository receipts, including American Depositary Receipts and Global Depositary Receipts. Investing in depository receipts entails the risks associated with foreign investments, such as fluctuations in foreign currency exchange rates and political and economic risks distinct from those associated with investing in the securities of U.S. issuers. In addition, the value of the securities underlying the depository receipts may change materially when the U.S. markets are not open for trading, which will affect the value of the depository receipts.

**Derivatives Risk.** The use of derivatives (including swaps, futures, forwards, structured notes and options) may involve leverage, which includes risks that are different from, and greater than, the risks associated with investing directly in a reference asset, because a small investment in a derivative can result in a large impact on the Fund and may cause the Fund to be more volatile. Derivatives may at times be highly illiquid, and the Fund may not be able to close out or sell a derivative at a particular time or at an anticipated price. Derivatives can be difficult to value and valuation may be more difficult in times of market turmoil. There may be imperfect correlation between the derivative and that of the reference asset, resulting in unexpected returns that could materially adversely affect the Fund. Certain derivatives (such as swaps and options) are bi-lateral agreements that expose the Fund to counterparty risk, which is the risk of loss in the event that the counterparty to an agreement fails to make required payments or otherwise comply with the terms of derivative. In that case, the Fund may suffer losses potentially equal to, or greater than, the full value of the derivative if the counterparty fails to perform its obligations. That risk is generally thought to be greater with over-the-counter (OTC) derivatives than with derivatives that are exchange traded or centrally cleared. Counterparty risks are compounded by the fact that there are only a limited number of ways available to invest in certain reference assets and, therefore, there may be few counterparties to swaps or options based on those reference assets. Many derivatives are subject to segregation requirements that require the Fund to segregate the market or notional value of the derivatives, which could impede the portfolio management of the Fund.

## Fund Summary

### KraneShares Boserá MSCI China A Share ETF

**IPO Risk.** Securities issued in IPOs have no trading history, and information about the companies may be available for very limited periods. In addition, the prices of securities sold in IPOs may be highly volatile. At any particular time or from time to time, the Fund may not be able to invest in securities issued in IPOs, or invest to the extent desired, because, for example, only a small portion (if any) of the securities being offered in an IPO may be available to the Fund. In addition, as the Fund increases in size, the impact of IPOs on the Fund's performance will generally decrease.

**Investments in Investment Companies Risk.** The Fund may invest in other investment companies, including those that are advised, sponsored or otherwise serviced by Krane, Boserá and/or their affiliates. The Fund will indirectly be exposed to the risks of investments by such funds and will incur its pro rata share of the underlying fund's expenses. Additionally, investments in ETFs are subject to ETF Risk. Krane and Boserá are subject to conflicts of interest in allocating Fund assets to investment companies that are advised, sponsored or otherwise serviced by Krane, Boserá and/or their affiliates. To the extent that the Fund invests in investment companies or other pooled investment vehicles that are not registered pursuant to the 1940 Act, including foreign investment companies, it will not enjoy the protections of the U.S. law.

**Securities Lending Risk.** To the extent the Fund lends its securities, it may be subject to the following risks: (1) the securities in which the collateral is invested may not perform sufficiently to cover the applicable rebate rates paid to borrowers and related administrative costs; (2) delays may occur in the recovery of securities from borrowers, which could interfere with the Fund's ability to vote proxies or to settle transactions; and (3) although borrowers of the Fund's securities typically provide collateral in the form of cash that is reinvested in securities, there is the risk of possible loss of rights in the collateral should the borrower fail financially.

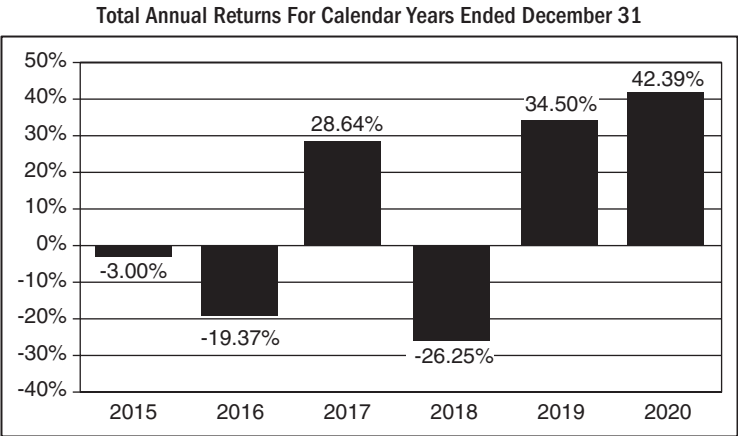
**Cash and Cash Equivalents Risk.** The Fund may hold cash or cash equivalents. Generally, such positions offer less potential for gain than other investments. This is particularly true when the market for other investments in which the Fund may invest is rapidly rising. If the Fund holds cash uninvested it will be subject to the credit risk of the depositing institution holding the cash.

Fund Summary

KraneShares Bosera MSCI China A Share ETF

Performance Information

The following bar chart and table illustrate the variability of the Fund's returns and indicate the risks of investing in the Fund by showing how the Fund's average annual total returns compare with those of a broad measure of market performance. All returns include the reinvestment of dividends and distributions. As always, please note that the Fund's past performance (before and after taxes) is not necessarily an indication of how it will perform in the future. In addition, the Fund previously changed the indexes whose performance it sought to track, before fees and expenses, as detailed in the footnote to the Average Annual Total Returns table. Updated performance information is available at no cost by visiting [www.kraneshares.com](http://www.kraneshares.com).



As of June 30, 2021, the Fund's calendar year-to-date total return was 4.39%.

Best and Worst Quarter Returns (for the period reflected in the bar chart above)

	Return	Quarter Ended/Year
Highest Return . . . . .	14.57%	3/31/2015
Lowest Return . . . . .	-29.82%	9/30/2015

## Fund Summary

### KraneShares Bosera MSCI China A Share ETF

#### Average Annual Total Returns for the periods ended December 31, 2020

KraneShares Bosera MSCI China A Share ETF	1 year	5 years	Since Inception (3-4-2014)
Return Before Taxes . . . . .	42.39%	7.94%	12.37%
Return After Taxes on Distributions . . . . .	42.31%	7.44%	10.91%
Return After Taxes on Distributions and Sale of Fund Shares . . . . .	25.39%	6.10%	9.54%
S&P 500 Index (Reflects no deduction for fees, expenses or taxes) . . . . .	18.40%	15.22%	12.96%
Hybrid KBA Index (Net) (Reflects reinvested dividends net of withholding taxes, but reflects no deduction for fees, expenses or other taxes)* . . . . .	43.20%	7.54%	13.48%

\* The Hybrid KBA Index (net) consists of the MSCI China A Onshore Index (net) from the inception of the Fund through October 23, 2014, the MSCI China A International Index (net) from October 23, 2014 through December 26, 2017, the MSCI China A Inclusion Index (net) from December 26, 2017 until May 29, 2019, and the MSCI China A Index (USD) (net) after May 29, 2019. After May 29, 2019, the Fund sought investment results that, before fees and expenses, corresponded to the price and yield performance of the MSCI China A Index (USD). From December 26, 2017 through May 29, 2019, the Fund sought investment results that, before fees and expenses, corresponded to the price and yield performance of the MSCI China A International Index. Prior to October 23, 2014, the Fund sought investment results that, before fees and expenses, corresponded to the price and yield performance of the MSCI China A Onshore Index. The Hybrid KBA Index reflects the reinvestment of any cash distributions after deduction of any withholding tax, using the maximum rate applicable to non-resident institutional investors who do not benefit from double taxation treaties.

Average annual total returns are shown on a before- and after-tax basis for the Fund. After-tax returns for the Fund are calculated using the historical highest individual federal marginal income tax rates and do not reflect the impact of state and local taxes. Actual after-tax returns depend on an investor's tax situation and may differ from those shown. After-tax returns shown are not relevant to investors who hold shares through tax-deferred arrangements, such as 401(k) plans or individual retirement plans.

## Management

### Investment Manager and Sub-Adviser

Krane Funds Advisors, LLC serves as the investment manager to the Fund.

Bosera Asset Management (International) Co., Ltd. serves as the sub-adviser to the Fund.

### Portfolio Manager

Mrs. Qiong Wan, Fund Manager at Bosera, has been the Fund's portfolio manager since 2016.

### Purchase and Sale of Fund Shares

Shares may be purchased and redeemed from the Fund only in "Creation Units" of 50,000 shares, or multiples thereof. As a practical matter, only institutions and large investors, such as market makers or other large broker-dealers, purchase or redeem Creation Units. Most investors will buy and sell shares of the Fund on the Exchange. Individual shares can be bought and sold throughout the trading day like other publicly traded securities through a broker-dealer on the Exchange. These transactions do not involve the Fund. The price of an individual Fund share is based on market prices, which may

## Fund Summary

### KraneShares Bosera MSCI China A Share ETF

be different from its NAV. As a result, the Fund's shares may trade at a price greater than the NAV (at a premium) or less than the NAV (at a discount). An investor may incur costs attributable to the difference between the highest price a buyer is willing to pay to purchase shares of the Fund (bid) and the lowest price a seller is willing to accept for shares of the Fund (ask) when buying or selling shares in the secondary market (the "bid-ask spread"). Most investors will incur customary brokerage commissions and charges when buying or selling shares of the Fund through a broker-dealer.

Recent information regarding the Fund, including its NAV, market price, premiums and discounts, and bid ask spreads, are available on the Fund's website at [www.kraneshares.com](http://www.kraneshares.com).

### Tax Information

Fund distributions are generally taxable as ordinary income or capital gains (or a combination), unless your investment is in an IRA or other tax-advantaged retirement account, which may be taxable upon withdrawal.

### Payments to Broker-Dealers and Other Financial Intermediaries

If you purchase Fund shares through a broker-dealer or other financial intermediary (such as a bank), the Fund and its related companies may pay the intermediary for the sale of Fund shares and related services. These payments may create a conflict of interest by influencing the broker-dealer or other intermediary and your sales person to recommend the Fund over another investment. Ask your sales person or visit your financial intermediary's website for more information.

Fund Summary

KraneShares Asia Pacific High Yield Bond ETF  
(formerly, KraneShares CCBS China Corporate High Yield Bond USD Index ETF)

Investment Objective

The KraneShares Asia Pacific High Yield Bond ETF (the “Fund”) seeks to achieve income and capital appreciation over the mid to long term.

Fees and Expenses of the Fund

The following table describes the fees and expenses you may pay if you buy, hold and sell shares of the Fund. You may pay other fees, such as brokerage commissions and other fees to financial intermediaries, which are not reflected in the tables and examples below.

Shareholder Fees (fees paid directly from your investment) . . . . .	None
Annual Fund Operating Expenses	
(expenses that you pay each year as a percentage of the value of your investment)	
Management Fees . . . . .	0.68%
Distribution and/or Service (12b-1) Fees* . . . . .	0.00%
Other Expenses . . . . .	0.01%
Total Annual Fund Operating Expenses. . . . .	0.69%

\* Pursuant to a Distribution Plan, the Fund may bear a Rule 12b-1 fee not to exceed 0.25% per year of the Fund's average daily net assets. However, no such fee is currently paid by the Fund, and the Board of Trustees has not currently approved the commencement of any payments under the Distribution Plan.

Example

This Example is intended to help you compare the cost of investing in the Fund with the cost of investing in other funds. The Example assumes that you invest \$10,000 in the Fund for the time periods indicated. The Example also assumes that your investment has a 5% return each year and that the Fund's operating expenses remain the same. Although your actual costs may be higher or lower, based on these assumptions, whether you do or do not sell your shares, your costs would be:

1 Year	3 Years	5 Years	10 Years
\$70	\$221	\$384	\$859

Portfolio Turnover

The Fund pays transaction costs, such as commissions, when it buys and sells securities (or “turns over” its portfolio). A higher portfolio turnover rate may indicate higher transaction costs and may result in higher taxes when Fund shares are held in a taxable account. These costs, which are not reflected in the Annual Fund Operating Expenses or in the Example, affect the Fund's performance. During the most recent fiscal year, the Fund's portfolio turnover rate was 53% of the average value of its portfolio. This rate excludes the value of portfolio securities received or delivered as a result of in-kind creations or redemptions of the Fund's shares.

Principal Investment Strategies

Under normal circumstances, the Fund seeks to achieve its objective by investing at least 80% of its net assets (plus borrowings for investment purposes) in high yield fixed income securities (also known as “junk bonds”), of any duration or maturity, issued by corporate, quasi-sovereign (including government-linked agencies, supranational organizations, etc.) and sovereign issuers located in the Asia-Pacific region.

## Fund Summary

### KraneShares Asia Pacific High Yield Bond ETF

(formerly, KraneShares CCBS China Corporate High Yield Bond USD Index ETF)

For purposes of this Fund, high yield fixed income securities are generally defined as those fixed income securities that, at the time of investment, are rated below the four highest categories (i.e., rated Ba1/BB+ or lower) by at least one independent credit rating agency or, if unrated, are determined by Nikko Asset Management Americas Inc. or its affiliates (“Nikko, or the “Sub-Adviser”) to be of comparable quality.

The Asia-Pacific region is defined to encompass countries represented in the J.P. Morgan Asia Credit Index or countries classified in Bloomberg’s country of risk from the Asia-Pacific or Central Asia regions, including developed and emerging market countries.

An issuer is considered to be “located” in a country or a region, and a security or instrument is deemed to be an Asia-Pacific (or specific country) security or instrument, if it has substantial ties to that country or region. The Sub-Adviser currently makes that determination based primarily on one or more of the following criteria: (A) with respect to a company or issuer, whether (i) it is organized under the laws of that country or any country in that region; (ii) it derives at least 50% of its revenues or profits from goods produced or sold, investments made, or services performed, or has at least 50% of its assets located, within that country or region; (iii) it has the primary trading markets for its securities in that country or region; (iv) it has its principal place of business in or is otherwise headquartered in that country or region; or (v) it is a governmental entity or an agency, instrumentality or a political subdivision of that country or any country in that region; and (B) with respect to an instrument or issue, whether (i) its issuer is headquartered or organized in that country or region; (ii) it is issued to finance a project with significant assets or operations in that country or region; (iii) it is principally secured or backed by assets located in that country or region; (iv) it is a component of or its issuer is included in a recognized securities index for the country or region; or (v) it is denominated in the currency of an Asia-Pacific country and addresses at least one of the other above criteria. The term “located” and the associated criteria listed above have been defined in such a way that Nikko has latitude in determining whether an issuer should be included within a region or country.

Nikko uses top-down macro research and bottom-up credit research to construct the Fund’s portfolio using a proprietary process that involves, among other factors, a combination of quantitative and qualitative factors to assess an issuer’s credit profile, and Nikko’s assessment of a security’s value and relative value compared to other similar securities. Nikko monitors the Fund’s portfolio securities to ensure that the investment thesis remains valid and will exit a position if its assessment of a security has changed.

The Fund is non-diversified and therefore may invest a larger percentage of its assets in the securities of a single issuer or smaller number of issuers than diversified funds. The Fund also may invest a large percentage of its net assets in issuers in a single region or country within the Asia-Pacific region and may invest in issuers of any market capitalization. The Fund may invest in other investment companies, including exchange-traded funds (“ETFs”), if the investment companies invest principally in the types of investments in which the Fund may invest directly.

The Fund may also invest in derivative instruments (including swaps, futures, forwards, structured notes and options) as a means of hedging risk and/or for investment purposes, which may include altering the Fund’s exposure to currencies, interest rates, sectors and individual issuers.

The Fund may engage in securities lending.



## Fund Summary

### KraneShares Asia Pacific High Yield Bond ETF

(formerly, KraneShares CCBS China Corporate High Yield Bond USD Index ETF)

#### Principal Risks

As with all ETFs, a shareholder of the Fund is subject to the risk that his or her investment could lose money. The Fund may not achieve its investment objective and an investment in the Fund is not by itself a complete or balanced investment program. An investment in the Fund is not a deposit with a bank and is not insured or guaranteed by the Federal Deposit Insurance Corporation or any other government agency. An investment in the Fund involves the risk of total loss. In addition to these risks, the Fund is subject to a number of additional principal risks that may affect the value of its shares, including:

**Asia-Pacific Risk.** Investments in securities of issuers in Asia-Pacific countries involve risks that are specific to the Asia-Pacific region, including certain legal, regulatory, political and economic risks. Certain Asia-Pacific countries have experienced expropriation and/or nationalization of assets, confiscatory taxation, political instability, armed conflict and social instability as a result of religious, ethnic, socio-economic and/or political unrest. Some economies in this region are dependent on a range of commodities, and are strongly affected by international commodity prices and particularly vulnerable to price changes for these products. The market for securities in this region may also be directly influenced by the flow of international capital, and by the economic and market conditions of neighbouring countries. Many Asia-Pacific economies have experienced rapid growth and industrialization, and there is no assurance that this growth rate will be maintained. Some Asia-Pacific economies are highly dependent on trade and economic conditions in other countries can impact these economies.

**High Yield and Unrated Securities Risk.** Securities that are unrated or rated below investment grade (or “junk bonds”) are subject to greater risk of loss of income and principal than highly rated securities because their issuers may be more likely to default. Junk bonds are inherently speculative. The prices of unrated and high yield securities are likely to be more volatile than those of highly rated securities, and the secondary market for them is generally less liquid than that for highly rated securities.

**Fixed Income Securities Risk.** Fixed income securities are subject to credit risk and interest rate risk. Credit risk refers to the possibility that the issuer of a security will not make timely interest payments or repay the principal of the debt issued (i.e., default on its obligations). A downgrade or default on securities held by the Fund could adversely affect the Fund’s performance. Generally, the longer the maturity and the lower the credit quality of a security, the more sensitive it is to credit risk. Interest rate risk refers to fluctuations in the value of a debt resulting from changes in the level of interest rates. When interest rates go up, the prices of most debt instruments generally go down; and when interest rates go down, the prices of most debt instruments generally go up. Debt instruments with longer durations tend to be more sensitive to interest rate changes, typically making them more volatile. Interest rates have recently increased and may continue increasing, thereby heightening the risks associated with rising interest rates

**Emerging Markets Risk.** The Fund’s investments in emerging markets are subject to greater risk of loss than investments in developed markets. This is due to, among other things, greater market volatility, greater risk of asset seizures and capital controls, lower trading volume, political and economic instability, greater risk of market shutdown, and more governmental limitations on foreign investments than typically found in developed markets. The economies of emerging markets, and China in particular, may be heavily reliant upon international trade and may suffer disproportionately if international trading declines or is disrupted.

## Fund Summary

### KraneShares Asia Pacific High Yield Bond ETF

(formerly, KraneShares CCBS China Corporate High Yield Bond USD Index ETF)

**Foreign Securities Risk.** Investments in securities of non-U.S. issuers may be less liquid than investments in U.S. issuers, may have less governmental regulation and oversight, and are typically subject to different investor protection standards than U.S. issuers. Investments in non-U.S. securities entail the risk of loss due to foreign currency fluctuations and political or economic instability. Foreign market trading hours, clearance and settlement procedures, and holiday schedules may limit the Fund's ability to buy and sell securities. These factors could result in a loss to the Fund.

**Geographic Focus Risk.** The Fund's investments will be focused in a particular country, countries, or region and therefore the Fund may be susceptible to adverse market, political, regulatory, and geographic events affecting that country, countries or region. Such geographic focus also may subject the Fund to a higher degree of volatility than a more geographically diversified fund.

**Currency Risk.** The Fund's net asset value ("NAV") is determined on the basis of the U.S. dollar, therefore, the Fund may lose value if the local currency of a foreign market depreciates against the U.S. dollar, even if the local currency value of the Fund's holdings goes up. Currency exchange rates can be very volatile and can change quickly and unpredictably, which may adversely affect the Fund. The Fund may also be subject to delays in converting or transferring U.S. dollars to foreign currencies for the purpose of purchasing portfolio investments. This may hinder the Fund's performance, including because any delay could result in the Fund missing an investment opportunity and purchasing securities at a higher price than originally intended, or incurring cash drag.

**Non-Diversified Fund Risk.** Because the Fund is non-diversified and may invest a greater portion of its assets in fewer issuers than a diversified fund, changes in the market value of a single portfolio holding could cause greater fluctuations in the Fund's share price than would occur in a diversified fund. This may increase the Fund's volatility and cause the performance of a single portfolio holding or a relatively small number of portfolio holdings to have a greater impact on the Fund's performance.

**Sovereign and Quasi-Sovereign Debt Risk.** The governmental authority that controls the repayment of sovereign and quasi-sovereign debt may be unwilling or unable to repay the principal and/or interest when due including due to the extent of its foreign reserves, the availability of sufficient foreign exchange, the relative size of the debt service burden to the economy as a whole, the debtor's policy towards the International Monetary Fund, and the political constraints to which the debtor is subject. If an issuer of government or quasi-government debt defaults on payments of principal and/or interest, the Fund may have limited legal recourse against the issuer and/or guarantor. During periods of economic uncertainty, the market prices of sovereign and quasi-sovereign bonds may be more volatile and result in losses. In the past, certain governments of emerging market countries have declared themselves unable to meet their financial obligations on a timely basis, which has resulted in losses for investors

**ETF Risk.** As an ETF, the Fund is subject to the following risks:

**Authorized Participants Concentration Risk.** The Fund has a limited number of financial institutions that may act as Authorized Participants. To the extent they exit the business or are otherwise unable to proceed in creation and redemption transactions with the Fund and no other Authorized Participant is able to step forward to create or redeem, shares of the Fund may be more likely to trade at a premium or discount to NAV and possibly face trading halts or delisting. Authorized Participant concentration risk may be heightened for exchange-traded funds ("ETFs"), such as the Fund, that invest in securities issued by non-U.S. issuers or other securities or instruments that have lower trading volumes.

## Fund Summary

### KraneShares Asia Pacific High Yield Bond ETF

(formerly, KraneShares CCBS China Corporate High Yield Bond USD Index ETF)

**Cash Transactions Risk.** Like other ETFs, the Fund sells and redeems its shares only in large blocks called Creation Units and only to “Authorized Participants.” Unlike many other ETFs, however, the Fund expects to effect its creations and redemptions at least partially or fully for cash, rather than in-kind securities. Thus, an investment in the Fund may be less tax-efficient than an investment in other ETFs as the Fund may recognize a capital gain that it could have avoided by making redemptions in-kind. As a result, the Fund may pay out higher capital gains distributions than ETFs that redeem in-kind. Further, paying redemption proceeds in cash rather than through in-kind delivery of portfolio securities may require the Fund to dispose of or sell portfolio investments to obtain the cash needed to distribute redemption proceeds at an inopportune time.

**International Closed Market Trading Risk.** To the extent the Fund’s investments trade in markets that are closed when the Fund and Exchange are open, there are likely to be deviations between current pricing of an underlying security and the prices at which the underlying securities are valued for purposes of the Fund’s NAV. As a result, Shares may appear to trade at a significant discount or premium to NAV greater than those incurred by other ETFs. In addition, shareholders may not be able to purchase or redeem their shares of the Fund, or purchase or sell shares of the Fund on the Exchange, on days when the NAV of the Fund could be significantly affected by events in the relevant non-U.S. markets.

**Premium/Discount Risk.** There may be times when the market price of the Fund’s shares is more than the NAV intra-day (at a premium) or less than the NAV intra-day (at a discount). As a result, shareholders of the Fund may pay more than NAV when purchasing shares and receive less than NAV when selling Fund shares. This risk is heightened in times of market volatility or periods of steep market declines. In such market conditions, market or stop loss orders to sell Fund shares may be executed at prices well below NAV.

**Secondary Market Trading Risk.** Investors buying or selling shares in the secondary market will normally pay brokerage commissions, which are often a fixed amount and may be a significant proportional cost for investors buying or selling relatively small amounts of shares. Secondary market trading is subject to bid-ask spreads and trading in Fund shares may be halted by the Exchange because of market conditions or other reasons. If a trading halt occurs, a shareholder may temporarily be unable to purchase or sell shares of the Fund. In addition, although the Fund’s shares are listed on the Exchange, there can be no assurance that an active trading market for shares will develop or be maintained or that the Fund’s shares will continue to be listed.

**Small Fund Risk.** The Fund is small and does not yet have a significant number of shares outstanding. Small funds are at greater risk than larger funds of wider bid-ask spreads for its shares, trading at a greater premium or discount to NAV, liquidation and/or a stop to trading.

**Liquidity Risk.** The Fund’s investments are subject to liquidity risk, which exists when an investment is or becomes difficult or impossible to purchase or sell at an advantageous time and price. If a transaction is particularly large or if the relevant market is or becomes illiquid, it may not be possible to initiate a transaction or liquidate a position, which may cause the Fund to suffer significant losses and difficulties in meeting redemptions. Liquidity risk may be the result of, among other things, market turmoil, the reduced number and capacity of traditional market participants, or the lack of an active trading market. Markets for securities or financial instruments could be disrupted by a number of events, including, but not limited to, an economic crisis, natural disasters, new legislation or regulatory changes inside or outside the U.S. Liquid investments may become less liquid after

## Fund Summary

### KraneShares Asia Pacific High Yield Bond ETF

(formerly, KraneShares CCBS China Corporate High Yield Bond USD Index ETF)

being purchased by the Fund, particularly during periods of market stress. In addition, if a number of securities held by the Fund stop trading, it may have a cascading effect and cause the Fund to halt trading. Volatility in market prices will increase the risk of the Fund being subject to a trading halt. Certain countries in which the Fund may invest may be subject to extended settlement delays and/or foreign holidays, during which the Fund will unlikely be able to convert holdings to cash.

**Small- and Mid-Capitalization Company Risk.** Investing in the securities of small and medium capitalization companies involves greater risk and the possibility of greater price volatility than investing in larger capitalization companies. Since small and medium-sized companies may have limited operating histories, product lines and financial resources, the securities of these companies may be less liquid and more volatile. They may also be sensitive to (expected) changes in interest rates and earnings.

**Large Capitalization Company Risk.** Large capitalization companies may be unable to respond quickly to new competitive challenges and attain the high growth rate of successful smaller companies, especially during extended periods of economic expansion. As such, returns on investments in stocks of large capitalization companies could trail the returns on investments in stocks of small and mid-capitalization companies.

**Management Risk.** The Fund is actively-managed and may not meet its investment objective based on the Sub-Adviser's success or failure to implement investment strategies for the Fund. The Sub-Adviser's evaluations and assumptions regarding investments, interest rates, inflation, and other factors may not successfully achieve the Fund's investment objective given actual market conditions.

**High Portfolio Turnover Risk.** The Fund may incur high portfolio turnover rates, which may increase the Fund's brokerage commission costs and negatively impact the Fund's performance. Such portfolio turnover also may generate net short-term capital gains.

**Market Risk.** The values of the Fund's holdings could decline generally or could underperform other investments. In addition, there is a risk that policy changes by the U.S. Government, Federal Reserve, and/or other government actors could cause volatility in global financial markets and negative sentiment, which could have a negative impact on the Fund and could result in losses. Geopolitical and other risks, including environmental and public health risks may add to instability in world economies and markets generally. Changes in value may be temporary or may last for extended periods. Further, the Fund is susceptible to the risk that certain investments may be difficult or impossible to sell at a favorable time or price. Market developments may also cause the Fund's investments to become less liquid and subject to erratic price movements.

**Valuation Risk.** Independent market quotations for certain investments held by the Fund may not be readily available, and such investments may be fair valued or valued by a pricing service at an evaluated price. These valuations involve subjectivity and different market participants may assign different prices to the same investment. As a result, there is a risk that the Fund may not be able to sell an investment at the price assigned to the investment by the Fund. In addition, the securities in which the Fund invests may trade on days that the Fund does not price its shares; as a result, the value of Fund shares may change on days when investors cannot purchase or sell their Fund holdings.

**Derivatives Risk.** The use of derivatives (including swaps, futures, forwards, structured notes and options) may involve leverage, which includes risks that are different from, and greater than, the risks associated with investing directly in a reference asset, because a small investment in a derivative

## Fund Summary

### KraneShares Asia Pacific High Yield Bond ETF

(formerly, KraneShares CCBS China Corporate High Yield Bond USD Index ETF)

can result in a large impact on the Fund and may cause the Fund to be more volatile. Derivatives may at times be highly illiquid, and the Fund may not be able to close out or sell a derivative at a particular time or at an anticipated price. Derivatives can be difficult to value and valuation may be more difficult in times of market turmoil. There may be imperfect correlation between the derivative and that of the reference asset, resulting in unexpected returns that could materially adversely affect the Fund. Certain derivatives (such as swaps and options) are bi-lateral agreements that expose the Fund to counterparty risk, which is the risk of loss in the event that the counterparty to an agreement fails to make required payments or otherwise comply with the terms of derivative. In that case, the Fund may suffer losses potentially equal to, or greater than, the full value of the derivative if the counterparty fails to perform its obligations. That risk is generally thought to be greater with over-the-counter (OTC) derivatives than with derivatives that are exchange traded or centrally cleared. Counterparty risks are compounded by the fact that there are only a limited number of ways available to invest in certain reference assets and, therefore, there may be few counterparties to swaps or options based on those reference assets. Many derivatives are subject to segregation requirements that require the Fund to segregate the market or notional value of the derivatives, which could impede the portfolio management of the Fund.

**Tax Risk.** In order to qualify for the favorable tax treatment available to regulated investment companies, the Fund must satisfy certain income, asset diversification and distribution requirements each year. The Fund's investments in issuers whose control persons are not certain creates a risk that tax authorities may retrospectively deem the Fund to have failed the asset diversification requirements. If the Fund were to fail the favorable tax treatment requirements, it would be taxed in the same manner as an ordinary corporation, which would adversely affect its performance.

**Investments in Investment Companies Risk.** The Fund may invest in other investment companies, including those advised, sponsored or otherwise serviced by Krane, Nikko, and/or their affiliates. The Fund will indirectly be exposed to the risks of investments by such funds and will incur its pro rata share of the underlying fund's expenses. Additionally, investments in ETFs are subject to ETF Risk. Krane and Nikko are subject to conflicts of interest in allocating Fund assets to investment companies that are advised, sponsored or otherwise serviced by Krane, Nikko and/or their affiliates. To the extent that the Fund invests in investment companies or other pooled investment vehicles that are not registered pursuant to the 1940 Act, including foreign investment companies, it will not enjoy the protections of the U.S. law.

**Securities Lending Risk.** To the extent the Fund lends its securities, it may be subject to the following risks: (1) the securities in which the collateral is invested may not perform sufficiently to cover the applicable rebate rates paid to borrowers and related administrative costs; (2) delays may occur in the recovery of securities from borrowers, which could interfere with the Fund's ability to vote proxies or to settle transactions; and (3) although borrowers of the Fund's securities typically provide collateral in the form of cash that is reinvested in securities, there is the risk of possible loss of rights in the collateral should the borrower fail financially.

**Cash and Cash Equivalents Risk.** The Fund may hold cash or cash equivalents. Generally, such positions offer less potential for gain than other investments. This is particularly true when the market for other investments in which the Fund may invest is rapidly rising. If the Fund holds cash uninvested it will be subject to the credit risk of the depositing institution holding the cash.

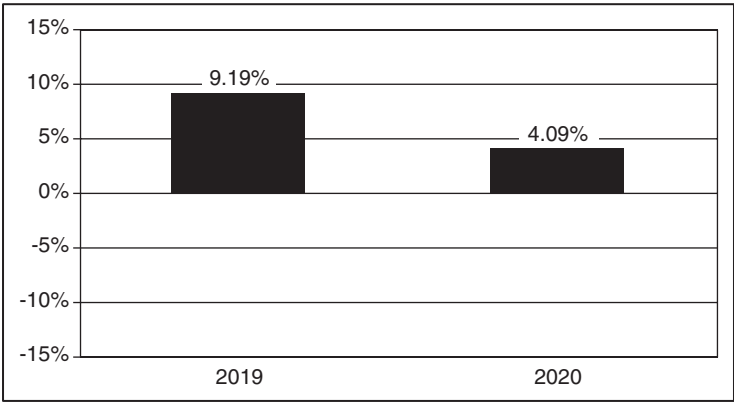
Fund Summary

KraneShares Asia Pacific High Yield Bond ETF  
(formerly, KraneShares CCBS China Corporate High Yield Bond USD Index ETF)

Performance Information

The following bar chart and table illustrate the variability of the Fund's returns and indicate the risks of investing in the Fund by showing how the Fund's average annual total returns compare with those of a broad measure of market performance. All returns include the reinvestment of dividends and distributions. As always, please note that the Fund's past performance (before and after taxes) is not necessarily an indication of how it will perform in the future. Updated performance information is available at no cost by visiting [www.kraneshares.com](http://www.kraneshares.com). In addition, prior to August 1, 2021, CCB Securities Ltd. was responsible for day-to-day portfolio management of the Fund and the Fund previously sought to track the performance of the Solactive USD China Corporate High Yield Bond Index, before fees and expenses. Its performance prior to that date would have been different if the current goal and principal investment strategies had been in effect.

Total Annual Returns For Calendar Years Ended December 31



As of June 30, 2021, the Fund's calendar year-to-date total return was 0.41%.

Best and Worst Quarter Returns (for the period reflected in the bar chart above)

	Return	Quarter Ended/Year
Highest Return. . . . .	7.15%	6/30/2020
Lowest Return . . . . .	-7.13%	3/31/2020

Fund Summary

KraneShares Asia Pacific High Yield Bond ETF  
(formerly, KraneShares CCBS China Corporate High Yield Bond USD Index ETF)

Average Annual Total Returns for the periods ended December 31, 2020

KraneShares Asia Pacific High Yield Bond ETF (formerly, KraneShares CCBS China Corporate High Yield Bond USD Index ETF)	1 year	Since Inception (6/26/2018)
Return Before Taxes . . . . .	4.09%	5.39%
Return After Taxes on Distributions . . . . .	1.23%	3.05%
Return After Taxes on Distributions and Sale of Fund Shares . . . . .	2.37%	3.13%
JP Morgan Asia Credit Index (JACI) Non-Investment Grade Corporate Index (Reflects no deduction for fees, expenses or taxes)* . . . . .	7.00%	7.85%
Solactive USD China Corporate High Yield Bond Index (Reflects no deduction for fees, expenses or taxes). . . . .	4.53%	7.06%

\* On August 1, 2021, the Fund began comparing its performance to the JP Morgan Asia Credit Index (JACI) Non-Investment Grade Corporate Index rather than the Solactive USD China Corporate High Yield Bond Index since the Fund changed its investment strategy as of that date.

Average annual total returns are shown on a before- and after-tax basis for the Fund. After-tax returns for the Fund are calculated using the historical highest individual federal marginal income tax rates and do not reflect the impact of state and local taxes. Actual after-tax returns depend on an investor's tax situation and may differ from those shown. After-tax returns shown are not relevant to investors who hold shares through tax-deferred arrangements, such as 401(k) plans or individual retirement plans.

Management

Investment Adviser and Sub-Adviser

Krane Funds Advisors, LLC serves as the investment adviser to the Fund.  
Nikko Asset Management Americas, Inc. serves as the sub-adviser to the Fund.

Portfolio Manager

Wai Hoong Leong, CFA, Senior Portfolio Manager, and Mark Youda Chin, CFA, Portfolio Manager, at Nikko serve as portfolio managers for the Fund since August 2021.

Purchase and Sale of Fund Shares

Shares may be purchased and redeemed from the Fund only in "Creation Units" of 50,000 shares, or multiples thereof. As a practical matter, only institutions and large investors, such as market makers or other large broker-dealers, purchase or redeem Creation Units. Most investors will buy and sell shares of the Fund on the Exchange. Individual shares can be bought and sold throughout the trading day like other publicly traded securities through a broker-dealer on the Exchange. These transactions do not involve the Fund. The price of an individual Fund share is based on market prices, which may be different from its NAV. As a result, the Fund's shares may trade at a price greater than the NAV (at a premium) or less than the NAV (at a discount). An investor may incur costs attributable to the difference between the highest price a buyer is willing to pay to purchase shares of the Fund (bid) and the lowest price a seller is willing to accept for shares of the Fund (ask) when buying or selling shares in the secondary market (the "bid-ask spread"). Most investors will incur customary brokerage commissions and charges when buying or selling shares of the Fund through a broker-dealer.

## **Fund Summary**

### **KraneShares Asia Pacific High Yield Bond ETF**

**(formerly, KraneShares CCBS China Corporate High Yield Bond USD Index ETF)**

Recent information regarding the Fund, including its NAV, market price, premiums and discounts, and bid ask spreads, are available on the Fund's website at [www.kraneshares.com](http://www.kraneshares.com).

### **Tax Information**

Fund distributions are generally taxable as ordinary income or capital gains (or a combination), unless your investment is in an IRA or other tax-advantaged retirement account, which may be taxable upon withdrawal.

### **Payments to Broker-Dealers and Other Financial Intermediaries**

If you purchase Fund shares through a broker-dealer or other financial intermediary (such as a bank), the Fund and its related companies may pay the intermediary for the sale of Fund shares and related services. These payments may create a conflict of interest by influencing the broker-dealer or other intermediary and your sales person to recommend the Fund over another investment. Ask your sales person or visit your financial intermediary's website for more information.



Fund Summary

KraneShares CICC China 5G & Semiconductor Index ETF  
(formerly, KraneShares CICC China 5G and Technology Leaders Index ETF)

Investment Objective

The KraneShares CICC China 5G & Semiconductor Index ETF (the “Fund”) seeks to provide investment results that, before fees and expenses, correspond generally to the price and yield performance of a specific equity securities index. The Fund’s current index is the CICC China 5G and Semiconductor Leaders Index (the “Underlying Index”).

Fees and Expenses of the Fund

The following table describes the fees and expenses you may pay if you buy, hold and sell shares of the Fund. You may pay other fees, such as brokerage commissions and other fees to financial intermediaries, which are not reflected in the tables and examples below.

Shareholder Fees (fees paid directly from your investment) . . . . .	None
<b>Annual Fund Operating Expenses</b>	
(expenses that you pay each year as a percentage of the value of your investment)	
Management Fees . . . . .	0.78%
Distribution and/or Service (12b-1) Fees* . . . . .	0.00%
Other Expenses** . . . . .	0.00%
<b>Total Annual Fund Operating Expenses.</b> . . . .	<b>0.78%</b>
Fee Waiver*** . . . . .	-0.14%
<b>Total Annual Fund Operating Expenses After Fee Waiver</b> . . . . .	<b>0.64%</b>

\* Pursuant to a Distribution Plan, the Fund may bear a Rule 12b-1 fee not to exceed 0.25% per year of the Fund’s average daily net assets. However, no such fee is currently paid by the Fund, and the Board of Trustees has not currently approved the commencement of any payments under the Distribution Plan.

\*\* Based on estimated amounts for the current fiscal year.

\*\*\* The Fund’s investment adviser, Krane Funds Advisors, LLC (“Krane” or “Adviser”), has contractually agreed to waive its management fee by 0.14% of the Fund’s average daily net assets (“Fee Waiver”). The Fee Waiver will continue until August 1, 2022, and may only be terminated prior thereto by the Board.

Example

This Example is intended to help you compare the cost of investing in the Fund with the cost of investing in other funds. The Example assumes that you invest \$10,000 in the Fund for the time periods indicated. The Example also assumes that your investment has a 5% return each year and that the Fund’s operating expenses remain the same. Although your actual costs may be higher or lower, based on these assumptions, whether you do or do not sell your shares, your costs would be:

1 Year	3 Years
\$65	\$235

Portfolio Turnover

The Fund pays transaction costs, such as commissions, when it buys and sells securities (or “turns over” its portfolio). A higher portfolio turnover rate may indicate higher transaction costs and may result in higher taxes when Fund shares are held in a taxable account. These costs, which are not reflected in the Annual Fund Operating Expenses or in the Example, affect the Fund’s performance. For the period from November 23, 2020 to March 31, 2021, the Fund’s portfolio turnover rate was 59% of the average of its portfolio.

## Fund Summary

### KraneShares CICC China 5G & Semiconductor Index ETF

(formerly, KraneShares CICC China 5G and Technology Leaders Index ETF)

#### Principal Investment Strategies

Under normal circumstances, the Fund will invest at least 80% of its total assets in components of the Underlying Index, depositary receipts, including American depositary receipts, representing such components and securities underlying depositary receipts in the Underlying Index. The Underlying Index includes securities issued (or depositary receipts sponsored) by 30 Chinese companies classified by Fuzzy Logix, Inc. (doing business as “FastINDX”) (“Index Provider”) under the Fuzzy Logic Classification System as being in one of the following industries (collectively, “5G and Semiconductor-Related Industries”): Semiconductor Manufacturing, Semiconductor Equipment and Services, Manufacturing Equipment and Services, Internet and Data Services, Electronic Equipment Manufacturing, Electronic Components, Consumer Electronics, Computer Hardware and Storage, Communications Equipment and Commercial Electronics. The securities included in the Underlying Index include China A-Shares available for investment through the Shanghai-Hong Kong Stock Connect or Shenzhen-Hong Kong Stock Connect Programs and all securities listed in Hong Kong or the United States with China as the country of domicile. Securities must have an average daily traded value of over \$1 million.

The top 30 securities by free-float market capitalization are included in the Underlying Index, subject to a 10% cap on each constituent. The Underlying Index is reconstituted quarterly. At each quarterly reconstitution, (a) a single constituent cannot exceed 10% of the Underlying Index and (b) if 45% of the Underlying Index consists of companies that are more than 5% of the Underlying Index, the individual weights of companies that are above 5% will be adjusted until 45% of the Underlying Index consists of companies that are less than 5%. During this process, the weighting of companies below 5% of the Underlying Index also will be adjusted. In addition, to minimize turnover in the Underlying Index, new companies will not be added to the Underlying Index until they are ranked 25 or higher and existing constituent of the Underlying Index will not be removed until they are ranked below 35. A newly listed initial public offering (“IPO”) may be added to the Underlying Index prior to the quarterly reconstitution if the three-day average market capitalization is greater than \$10 billion after the IPO starts trading on an exchange.

The following China-related securities may be included in the Underlying Index and/or represent investments of the Fund:

- *China A-Shares*, which are shares of companies incorporated in mainland China that are traded on the Chinese exchanges and denominated in domestic renminbi. China A-Shares are primarily purchased and sold in the domestic Chinese market. To the extent the Fund invests in China A-Shares, it expects to do so through the trading and clearing facilities of a participating exchange located outside of mainland China (“Stock Connect Programs”). A Renminbi Qualified Foreign Institutional Investor (“RQFII”) or Qualified Foreign Institutional Investor (“QFII”) license may also be acquired to invest directly in China A-Shares.
- *China B-Shares*, which are shares of companies listed on the Shanghai or Shenzhen Stock Exchange but quoted and traded in foreign currencies (such as Hong Kong Dollars or U.S. Dollars), which were primarily created for trading by foreign investors.
- *China H-Shares*, which are shares of companies incorporated in mainland China and listed on the Hong Kong Stock Exchange (“H-Shares”), where they are traded in Hong Kong dollars and may be traded by foreign investors.

## Fund Summary

### KraneShares CICC China 5G & Semiconductor Index ETF

(formerly, KraneShares CICC China 5G and Technology Leaders Index ETF)

- *China N-Shares*, which are shares of companies with business operations in mainland China and listed on an American stock exchange, such as NYSE or NASDAQ (“N-Shares”).
- *P-Chips*, which are shares of private sector companies with a majority of their business operations in mainland China and controlling private Chinese shareholders, which are incorporated outside of mainland China and traded on the Hong Kong Stock Exchange in Hong Kong dollars.
- *Red Chips*, which are shares of companies with a majority of their business operations in mainland China and controlled by the central, provincial or municipal governments of the PRC, whose shares are traded on the Hong Kong Stock Exchange in Hong Kong dollars.

The Fund may invest up to 20% of its assets in instruments that are not included in the Underlying Index, but that the Fund’s investment adviser, Krane Funds Advisors, LLC (“Krane” or “Adviser”), believes will help the Fund track the Underlying Index. These investments may include equity securities and depositary receipts of issuers whose securities are not constituents of the Underlying Index, derivative instruments (including swaps, futures, forwards, structured notes and options), other investment companies (including exchange traded funds or “ETFs”) and cash or cash equivalents (including money market funds). The other investment companies in which the Fund may invest may be advised, sponsored or otherwise serviced by Krane and/or its affiliates.

In addition to the China-related securities, which are described above, the following China-related securities may be included in this 20% basket:

- *S-Chips*, which are shares of companies with business operations in mainland China and listed on the Singapore Exchange. S-Chip shares are issued by companies incorporated anywhere, but many are registered in Singapore, the British Virgin Islands, the Cayman Islands, or Bermuda.

Although the Fund reserves the right to replicate (or hold all constituents of) the Underlying Index, the Fund expects to use representative sampling to track the Underlying Index. “Representative sampling” is a strategy that involves investing in a representative sample of securities that collectively have an investment profile similar to the Underlying Index.

As of May 31, 2021, the Underlying Index included 30 securities of companies with a market capitalization range of approximately \$2.06 billion to \$66.26 billion and had an average market capitalization of approximately \$17.47 billion. The Underlying Index is reconstituted quarterly.

The Fund is non-diversified. To the extent the Underlying Index is concentrated in a particular industry, the Fund is expected to be concentrated in that industry. As of May 31, 2021, issuers in the information technology sector represented a significant portion (100%) of the Underlying Index.

The Fund may engage in securities lending.

## Principal Risks

As with all ETFs, a shareholder of the Fund is subject to the risk that his or her investment could lose money. The Fund may not achieve its investment objective and an investment in the Fund is not by itself a complete or balanced investment program. An investment in the Fund is not a deposit with a bank and is not insured or guaranteed by the Federal Deposit Insurance Corporation or any other government agency. An investment in the Fund involves the risk of total loss. In addition to these risks, the Fund is subject to a number of additional principal risks that may affect the value of its shares, including:

## Fund Summary

### KraneShares CICC China 5G & Semiconductor Index ETF

(formerly, KraneShares CICC China 5G and Technology Leaders Index ETF)

**China Risk – General.** The Chinese economy is generally considered an emerging market and can be significantly affected by economic and political conditions in China and surrounding Asian countries. China may be subject to considerable degrees of economic, political and social instability. In addition, the Chinese economy is export-driven and highly reliant on trading with key partners. A downturn in the economies of China's primary trading partners could slow or eliminate the growth of the Chinese economy and adversely impact the Fund's investments. The Chinese government strictly regulates the payment of foreign currency denominated obligations and sets monetary policy. The Chinese government may introduce new laws and regulations that could have an adverse effect on the Fund. Although China has begun the process of privatizing certain sectors of its economy, privatized entities may lose money and/or be re-nationalized.

In the Chinese securities markets, a small number of issuers may represent a large portion of the entire market. The Chinese securities markets are subject to more frequent trading halts, low trading volume and price volatility. Recent developments in relations between the United States and China have heightened concerns of increased tariffs and restrictions on trade between the two countries. An increase in tariffs or trade restrictions, or even the threat of such developments, could lead to a significant reduction in international trade, which could have a negative impact on China's export industry and a commensurately negative impact on the Fund.

In recent years, Chinese entities have incurred significant levels of debt and Chinese financial institutions currently hold relatively large amounts of non-performing debt. Thus, there exists a possibility that widespread defaults could occur, which could trigger a financial crisis, freeze Chinese debt and finance markets and make Chinese securities illiquid.

In addition, trade relations between the U.S. and China have recently been strained. Worsening trade relations between the two countries could adversely impact the Fund, particularly to the extent that the Chinese government restricts foreign investments in on-shore Chinese companies or the U.S. government restricts investments by U.S. investors in China. Worsening trade relations may also result in market volatility and volatility in the price of Fund shares.

Disclosure and regulatory standards in emerging market countries, such as China, are in many respects less stringent than U.S. standards. There is substantially less publicly available information about Chinese issuers than there is about U.S. issuers.

**Tax Risk.** Per a circular (Caishui [2014] 79), the Fund is temporarily exempt from the Chinese tax on capital gains on trading in A-Shares as a QFII or RQFII or the Shanghai Stock Exchange through the Shanghai-Hong Kong Stock Connect as of November 17, 2014, and the Shenzhen Stock Exchange through the Shenzhen-Hong Kong Stock Connect as of December 5, 2016. There is no indication as to how long the temporary exemption will remain in effect. Accordingly, the Fund may be subject to such taxes in the future. In addition, there is uncertainty as to the application and implementation of China's value added tax to the Fund's activities. The Fund reserves the right to establish a reserve for taxes which present uncertainty as to whether they will be assessed, although it currently does not do so. If the Fund establishes such a reserve but is not ultimately subject to these taxes, shareholders who redeemed or sold their shares while the reserve was in place will effectively bear the tax and may not benefit from the later release, if any, of the reserve. Conversely, if the Fund does not establish such a reserve but ultimately is subject to the tax, shareholders who redeemed or sold their shares prior to the tax being withheld, reserved or paid will have effectively avoided the tax. Investors should note that such provision, if any, may be excessive or inadequate to

## Fund Summary

### KraneShares CICC China 5G & Semiconductor Index ETF

#### (formerly, KraneShares CICC China 5G and Technology Leaders Index ETF)

meet actual tax liabilities (which could include interest and penalties) on the Fund's investments. Any taxes imposed in connection with the Fund's activities will be borne by the Fund. As a result, investors may be advantaged or disadvantaged depending on the final rules of the relevant tax authorities.

**Hong Kong Risk.** The economy of Hong Kong has few natural resources and any fluctuation or shortage in the commodity markets could have a significant adverse effect on the Hong Kong economy. Hong Kong is also heavily dependent on international trade and finance. Additionally, the continuation and success of the current political, economic, legal and social policies of Hong Kong is dependent on and subject to the control of the Chinese government. China may change its policies regarding Hong Kong at any time. Any such change may adversely affect market conditions and the performance of Chinese and Hong Kong issuers and, thus, the value of securities in the Fund's portfolio.

#### China Equity Investing Risks.

**A-Shares Risk.** A-Shares are issued by companies incorporated in mainland China and are traded on Chinese exchanges. Investments in A-Shares are made available to domestic Chinese investors and certain foreign investors, including those who have been approved as a QFII or a RQFII and through the Stock Connect Programs, which currently include the Shanghai-Hong Kong Stock Connect, Shenzhen-Hong Kong Stock Connect, Shanghai-London Stock Connect, and China-Japan Stock Connect. Investments by foreign investors in A-Shares are subject to various restrictions, regulations and limits. The Fund currently intends to gain exposure to A-Shares through the Stock Connect Programs. The Fund may also gain exposure to A-Shares by investing in investments that provide exposure to A-Shares, such as other investment companies, or Krane may acquire a QFII or RQFII license to invest in A-Shares for the Fund. Investments in A-Shares are heavily regulated and the recoupment and repatriation of assets invested in A-Shares is subject to restrictions by the Chinese government. A-Shares may be subject to frequent and widespread trading halts and may become illiquid. This could cause volatility in the Fund's share price and subject the Fund to a greater risk of trading halts.

**Stock Connect Program Risk.** The Stock Connect Programs are subject to daily and aggregate quota limitations, and an investor cannot purchase and sell the same security on the same trading day, which may restrict the Fund's ability to invest in A-Shares through the Programs and to enter into or exit trades on a timely basis. The Shanghai and Shenzhen markets may be open at a time when the participating exchanges located outside of mainland China are not active, with the result that prices of A-Shares may fluctuate at times when the Fund is unable to add to or exit its positions. Only certain China A-Shares are eligible to be accessed through the Stock Connect Programs. Such securities may lose their eligibility at any time, in which case they could be sold but could no longer be purchased through the Stock Connect Programs. Because the Stock Connect Programs are still evolving, the actual effect on the market for trading A-Shares with the introduction of large numbers of foreign investors is still relatively unknown. Further, regulations or restrictions, such as limitations on redemptions or suspension of trading, may adversely impact the program. There is no guarantee that the participating exchanges will continue to support the Stock Connect Programs in the future.

Investments in China A-Shares may not be covered by the securities investor protection programs of either exchange and, without the protection of such programs, will be subject to the risk of default by the broker. Because of the way in which China A-Shares are held in the Stock Connect Programs, the Fund may not be able to exercise the rights of a shareholder and may be limited in

## Fund Summary

### KraneShares CICC China 5G & Semiconductor Index ETF

#### (formerly, KraneShares CICC China 5G and Technology Leaders Index ETF)

its ability to pursue claims against the issuer of a security, and may suffer losses in the event the depository of the Chinese exchange becomes insolvent.

**B-Shares Risk.** The China B-Share market is generally smaller, less liquid and has a smaller issuer base than the China A-Share market. The issuers that compose the B-Share market include a broad range of companies, including companies with large, medium and small capitalizations. Further, the B-Shares market may behave very differently from other portions of the Chinese equity markets, and there may be little to no correlation between the performance of the two.

**H-Shares Risk.** H-Shares are foreign securities which, in addition to the risks described herein, are subject to the risk that the Hong Kong stock market may behave very differently from the mainland Chinese stock market. There may be little to no correlation between the performance of the Hong Kong stock market and the mainland Chinese stock market.

**N-Shares Risk.** N-Shares are securities of companies with business operations in mainland China and listed on an American stock exchange, such as the NYSE or NASDAQ. Because companies issuing N-Shares have business operations in China, they are subject to certain political and economic risks in China. The American stock market may behave very differently from the mainland Chinese stock market, and there may be little to no correlation between the performance of the two.

**P-Chip Companies Risk.** P-Chip companies are often run by the private sector and have a majority of their business operations in mainland China. P-Chip shares are traded in Hong Kong dollars on the Hong Kong Stock Exchange, and may also be traded by foreigners. Because they are traded on the Hong Kong Stock Exchange, P-Chips are also subject to risks similar to those associated with investments in H Shares. They are also subject to risks affecting their jurisdiction of incorporation, including any legal or tax changes.

**Red Chip Companies Risk.** Red Chip companies are controlled, either directly or indirectly, by the central, provincial or municipal governments of the PRC. Red Chip shares are traded in Hong Kong dollars on the Hong Kong Stock Exchange and may also be traded by foreigners. Because Red Chip companies are controlled by various PRC governmental authorities, investing in Red Chips involves risks that political changes, social instability, regulatory uncertainty, adverse diplomatic developments, asset expropriation or nationalization, or confiscatory taxation could adversely affect the performance of Red Chip companies. Red Chip companies may be less efficiently run and less profitable than other companies.

**S-Chip Companies Risk.** The Fund may invest in shares of companies with business operations in mainland China and listed on the Singapore Exchange ("S-Chips"). S-Chip shares are issued by companies incorporated anywhere, but many are registered in Singapore, the British Virgin Islands, the Cayman Islands, or Bermuda. They are subject to risks affecting their jurisdiction of incorporation, including any legal or tax changes. S-Chip companies may or may not be owned at least in part by a Chinese central, provincial or municipal government and be subject to the types of risks that come with such ownership described herein. There may be little or no correlation between the performance of the Singapore stock market and the mainland Chinese stock market.

#### China Risk – Onshore Investing Risks.

**Custody Risks.** In accordance with Chinese regulations and the terms of a QFII or RQFII license, as applicable, and insofar as Krane acquires a QFII or RQFII license, A-Shares will be held in the joint names of the Fund and Krane. While Krane may not use such an account for any purpose

## Fund Summary

### KraneShares CICC China 5G & Semiconductor Index ETF

(formerly, KraneShares CICC China 5G and Technology Leaders Index ETF)

other than for maintaining the Fund's assets, the Fund's assets may not be as well protected as they would be if it were possible for them to be registered and held solely in the name of the Fund. There is a risk that creditors of Krane may assert that the securities are owned by Krane and that regulatory actions taken against Krane may affect the Fund. The risk is particularly acute in the case of cash deposited with a People's Republic of China ("PRC") sub-custodian ("PRC Custodian") because it may not be segregated, and it may be treated as a debt owing from the PRC Custodian to the Fund as a depositor. Thus, in the event of a PRC Custodian bankruptcy, liquidation, or similar event, the Fund may face difficulties and/or encounter delays in recovering its cash.

**Capital Controls Risk.** Economic conditions, such as volatile currency exchange rates and interest rates, political events and other conditions may, without prior warning, lead to intervention by government actors and the imposition of "capital controls." Capital controls include the prohibition of, or restrictions on, the ability to transfer currency, securities or other assets. Levies may be placed on profits repatriated by foreign entities (such as the Fund). Although the RMB is not presently freely convertible, rather it is subject to the approval of the State Administration of Foreign Exchange ("SAFE") and other relevant authorities, repatriations by RQFIs or through the Stock Connect Programs are currently permitted daily and Chinese authorities have indicated their plans to move to a fully freely convertible RMB. There is no assurance, however, that repatriation restrictions will not be (re-)imposed in the future.

**Concentration Risk.** The Fund's assets are expected to be concentrated in an industry or group of industries to the extent that the Underlying Index concentrates in a particular industry or group of industries. The securities of companies in an industry or group of industries could react similarly to market developments. Thus, the Fund is subject to loss due to adverse occurrences that affect one industry or group of industries or sector. While the Fund's sector and industry exposure is expected to vary over time based on the composition of the Underlying Index, the Fund is currently subject to the principal risks described below.

**Information Technology Sector Risk.** The Fund invests a significant portion of its assets in securities issued by companies in the information technology sector in order to track the Underlying Index's allocation to that sector. Market or economic factors impacting information technology companies and companies that rely heavily on technology advances could have a major effect on the value of stocks in the information technology sector. The value of stocks of technology companies and companies that rely heavily on technology is particularly vulnerable to rapid changes in technology product cycles, rapid product obsolescence, government regulation and competition, both domestically and internationally, including competition from competitors with lower production costs. Information technology companies and companies that rely heavily on technology, especially those of smaller, less-seasoned companies, tend to be more volatile than the overall market. Information technology companies are heavily dependent on patent and intellectual property rights, the loss or impairment of which may adversely affect profitability. Additionally, companies in the information technology sector may face dramatic and often unpredictable changes in growth rates and competition for the services of qualified personnel.

**Equity Securities Risk.** The values of equity securities are subject to factors such as market fluctuations, changes in interest rates and perceived trends in stock prices. Equity securities may be more volatile than other asset classes and are generally subordinate in rank to debt and other securities of the same issuer.

## Fund Summary

### KraneShares CICC China 5G & Semiconductor Index ETF

(formerly, KraneShares CICC China 5G and Technology Leaders Index ETF)

**Emerging Markets Risk.** The Fund's investments in emerging markets are subject to greater risk of loss than investments in developed markets. This is due to, among other things, greater market volatility, greater risk of asset seizures and capital controls, lower trading volume, political and economic instability, greater risk of market shutdown, and more governmental limitations on foreign investments than typically found in developed markets. The economies of emerging markets, and China in particular, may be heavily reliant upon international trade and may suffer disproportionately if international trading declines or is disrupted.

**Foreign Securities Risk.** Investments in securities of non-U.S. issuers may be less liquid than investments in U.S. issuers, may have less governmental regulation and oversight, and are typically subject to different investor protection standards than U.S. issuers. Investments in non-U.S. securities entail the risk of loss due to foreign currency fluctuations and political or economic instability. Foreign market trading hours, clearance and settlement procedures, and holiday schedules may limit the Fund's ability to buy and sell securities. These factors could result in a loss to the Fund.

**Geographic Focus Risk.** The Fund's investments are expected to be focused in a particular country, countries, or region to the same extent as the Underlying Index and therefore the Fund may be susceptible to adverse market, political, regulatory, and geographic events affecting that country, countries or region. Such geographic focus also may subject the Fund to a higher degree of volatility than a more geographically diversified fund.

**Currency Risk.** The Fund's net asset value ("NAV") is determined on the basis of the U.S. dollar, therefore, the Fund may lose value if the local currency of a foreign market depreciates against the U.S. dollar, even if the local currency value of the Fund's holdings goes up. Currency exchange rates can be very volatile and can change quickly and unpredictably, which may adversely affect the Fund. The Fund may also be subject to delays in converting or transferring U.S. dollars to foreign currencies for the purpose of purchasing portfolio investments. This may hinder the Fund's performance, including because any delay could result in the Fund missing an investment opportunity and purchasing securities at a higher price than originally intended, or incurring cash drag.

**Non-Diversified Fund Risk.** Because the Fund is non-diversified and may invest a greater portion of its assets in fewer issuers than a diversified fund, changes in the market value of a single portfolio holding could cause greater fluctuations in the Fund's share price than would occur in a diversified fund. This may increase the Fund's volatility and cause the performance of a single portfolio holding or a relatively small number of portfolio holdings to have a greater impact on the Fund's performance.

**ETF Risk.** As an ETF, the Fund is subject to the following risks:

**Authorized Participants Concentration Risk.** The Fund has a limited number of financial institutions that may act as Authorized Participants. To the extent they exit the business or are otherwise unable to proceed in creation and redemption transactions with the Fund and no other Authorized Participant is able to step forward to create or redeem, shares of the Fund may be more likely to trade at a premium or discount to NAV and possibly face trading halts or delisting. Authorized Participant concentration risk may be heightened for exchange-traded funds ("ETFs"), such as the Fund, that invest in securities issued by non-U.S. issuers or other securities or instruments that have lower trading volumes.



## Fund Summary

### KraneShares CICC China 5G & Semiconductor Index ETF

(formerly, KraneShares CICC China 5G and Technology Leaders Index ETF)

**Cash Transactions Risk.** Like other ETFs, the Fund sells and redeems its shares only in large blocks called Creation Units and only to “Authorized Participants.” Unlike many other ETFs, however, the Fund expects to effect its creations and redemptions at least partially or fully for cash, rather than in-kind securities. Thus, an investment in the Fund may be less tax-efficient than an investment in other ETFs as the Fund may recognize a capital gain that it could have avoided by making redemptions in-kind. As a result, the Fund may pay out higher capital gains distributions than ETFs that redeem in-kind. Further, paying redemption proceeds in cash rather than through in-kind delivery of portfolio securities may require the Fund to dispose of or sell portfolio investments to obtain the cash needed to distribute redemption proceeds at an inopportune time.

**International Closed Market Trading Risk.** To the extent the Fund's investments trade in markets that are closed when the Fund and Exchange are open, there are likely to be deviations between current pricing of an underlying security and the prices at which the underlying securities are valued for purposes of the Fund's NAV. As a result, Shares may appear to trade at a significant discount or premium to NAV greater than those incurred by other ETFs. In addition, shareholders may not be able to purchase or redeem their shares of the Fund, or purchase or sell shares of the Fund on the Exchange, on days when the NAV of the Fund could be significantly affected by events in the relevant non-U.S. markets.

**Premium/Discount Risk.** There may be times when the market price of the Fund's shares is more than the NAV intra-day (at a premium) or less than the NAV intra-day (at a discount). As a result, shareholders of the Fund may pay more than NAV when purchasing shares and receive less than NAV when selling Fund shares. This risk is heightened in times of market volatility or periods of steep market declines. In such market conditions, market or stop loss orders to sell Fund shares may be executed at prices well below NAV.

**Secondary Market Trading Risk.** Investors buying or selling shares in the secondary market will normally pay brokerage commissions, which are often a fixed amount and may be a significant proportional cost for investors buying or selling relatively small amounts of shares. Secondary market trading is subject to bid-ask spreads and trading in Fund shares may be halted by the Exchange because of market conditions or other reasons. If a trading halt occurs, a shareholder may temporarily be unable to purchase or sell shares of the Fund. In addition, although the Fund's shares are listed on the Exchange, there can be no assurance that an active trading market for shares will develop or be maintained or that the Fund's shares will continue to be listed.

**New Fund Risk.** If the Fund does not grow in size, it will be at greater risk than larger funds of wider bid-ask spreads for its shares, trading at a greater premium or discount to NAV, liquidation and/or a stop to trading.

**Liquidity Risk.** The Fund's investments are subject to liquidity risk, which exists when an investment is or becomes difficult or impossible to purchase or sell at an advantageous time and price. If a transaction is particularly large or if the relevant market is or becomes illiquid, it may not be possible to initiate a transaction or liquidate a position, which may cause the Fund to suffer significant losses and difficulties in meeting redemptions. Liquidity risk may be the result of, among other things, market turmoil, the reduced number and capacity of traditional market participants, or the lack of an active trading market. Markets for securities or financial instruments could be disrupted by a number of events, including, but not limited to, an economic crisis, natural disasters, new legislation or regulatory changes inside or outside the U.S. Liquid investments may become less liquid after

## Fund Summary

### KraneShares CICC China 5G & Semiconductor Index ETF

(formerly, KraneShares CICC China 5G and Technology Leaders Index ETF)

being purchased by the Fund, particularly during periods of market stress. In addition, if a number of securities held by the Fund stop trading, it may have a cascading effect and cause the Fund to halt trading. Volatility in market prices will increase the risk of the Fund being subject to a trading halt. Certain countries in which the Fund may invest may be subject to extended settlement delays and/or foreign holidays, during which the Fund will unlikely be able to convert holdings to cash.

**Mid-Capitalization Company Risk.** Investing in the securities of medium capitalization companies involves greater risk and the possibility of greater price volatility than investing in larger capitalization companies. Since medium-sized companies may have limited operating histories, product lines and financial resources, the securities of these companies may be less liquid and more volatile. They may also be sensitive to (expected) changes in interest rates and earnings.

**Large Capitalization Company Risk.** Large capitalization companies may be unable to respond quickly to new competitive challenges and attain the high growth rate of successful smaller companies, especially during extended periods of economic expansion. As such, returns on investments in stocks of large capitalization companies could trail the returns on investments in stocks of small and mid capitalization companies.

**IPO Risk.** Securities issued in IPOs have no trading history, and information about the companies may be available for very limited periods. In addition, the prices of securities sold in IPOs may be highly volatile. At any particular time or from time to time, the Fund may not be able to invest in securities issued in IPOs, or invest to the extent desired, because, for example, only a small portion (if any) of the securities being offered in an IPO may be available to the Fund. In addition, as the Fund increases in size, the impact of IPOs on the Fund's performance will generally decrease.

**Passive Investment Risk.** There is no guarantee that the Underlying Index will create the desired exposure and the Fund is not actively managed. It does not seek to "beat" the Underlying Index or take temporary defensive positions when markets decline. Therefore, the Fund may purchase or hold securities with current or projected underperformance.

**Management Risk.** The Fund may not fully replicate the Underlying Index and may hold less than the total number of securities in the Underlying Index. Therefore, the Fund is subject to the risk that Krane's security selection process may not produce the intended results.

**Tracking Error Risk.** The Fund's return may not match or achieve a high degree of correlation with the return of the Underlying Index. This may be due to, among other factors, the Fund holding cash under certain circumstances in lieu of Underlying Index securities, such as when the Fund is subject to delays converting U.S. dollars into a foreign currency to purchase foreign securities and unable to invest in certain constituents of the Underlying Index due to regulatory constraints, trading suspensions, and legal restrictions imposed by foreign governments. To the extent that the Fund employs a representative sampling strategy or calculates its NAV based on fair value prices and the value of the Underlying Index is based on securities' closing prices on local foreign markets, the Fund's ability to track the Underlying Index may be adversely affected.

**Market Risk.** The values of the Fund's holdings could decline generally or could underperform other investments. In addition, there is a risk that policy changes by the U.S. Government, Federal Reserve, and/or other government actors could cause volatility in global financial markets and negative sentiment, which could have a negative impact on the Fund and could result in losses. Geopolitical and other risks, including environmental and public health risks may add to instability in world

## Fund Summary

### KraneShares CICC China 5G & Semiconductor Index ETF

(formerly, KraneShares CICC China 5G and Technology Leaders Index ETF)

economies and markets generally. Changes in value may be temporary or may last for extended periods. Further, the Fund is susceptible to the risk that certain investments may be difficult or impossible to sell at a favorable time or price. Market developments may also cause the Fund's investments to become less liquid and subject to erratic price movements.

**High Portfolio Turnover Risk.** The Fund may incur high portfolio turnover rates, which may increase the Fund's brokerage commission costs and negatively impact the Fund's performance. Such portfolio turnover also may generate net short-term capital gains.

**Valuation Risk.** Independent market quotations for certain investments held by the Fund may not be readily available, and such investments may be fair valued or valued by a pricing service at an evaluated price. These valuations involve subjectivity and different market participants may assign different prices to the same investment. As a result, there is a risk that the Fund may not be able to sell an investment at the price assigned to the investment by the Fund. In addition, the securities in which the Fund invests may trade on days that the Fund does not price its shares; as a result, the value of Fund shares may change on days when investors cannot purchase or sell their Fund holdings.

**Tax Risk.** In order to qualify for the favorable tax treatment available to regulated investment companies, the Fund must satisfy certain income, asset diversification and distribution requirements each year. The Fund's investments in issuers whose control persons are not certain creates a risk that tax authorities may retrospectively deem the Fund to have failed the asset diversification requirements. If the Fund were to fail the favorable tax treatment requirements, it would be taxed in the same manner as an ordinary corporation, which would adversely affect its performance.

**Depository Receipts Risk.** The Fund may hold the securities of foreign companies in the form of depository receipts, including American Depositary Receipts and Global Depositary Receipts. Investing in depository receipts entails the risks associated with foreign investments, such as fluctuations in foreign currency exchange rates and political and economic risks distinct from those associated with investing in the securities of U.S. issuers. In addition, the value of the securities underlying the depository receipts may change materially when the U.S. markets are not open for trading, which will affect the value of the depository receipts.

**Derivatives Risk.** The use of derivatives (including swaps, futures, forwards, structured notes and options) may involve leverage, which includes risks that are different from, and greater than, the risks associated with investing directly in a reference asset, because a small investment in a derivative can result in a large impact on the Fund and may cause the Fund to be more volatile. Derivatives may at times be highly illiquid, and the Fund may not be able to close out or sell a derivative at a particular time or at an anticipated price. Derivatives can be difficult to value and valuation may be more difficult in times of market turmoil. There may be imperfect correlation between the derivative and that of the reference asset, resulting in unexpected returns that could materially adversely affect the Fund. Certain derivatives (such as swaps and options) are bi-lateral agreements that expose the Fund to counterparty risk, which is the risk of loss in the event that the counterparty to an agreement fails to make required payments or otherwise comply with the terms of derivative. In that case, the Fund may suffer losses potentially equal to, or greater than, the full value of the derivative if the counterparty fails to perform its obligations. That risk is generally thought to be greater with over-the-counter (OTC) derivatives than with derivatives that are exchange traded or centrally cleared. Counterparty risks are compounded by the fact that there are only a limited number of ways available to invest in certain reference assets and, therefore, there may be few counterparties to swaps or

## Fund Summary

### KraneShares CICC China 5G & Semiconductor Index ETF

(formerly, KraneShares CICC China 5G and Technology Leaders Index ETF)

options based on those reference assets. Many derivatives are subject to segregation requirements that require the Fund to segregate the market or notional value of the derivatives, which could impede the portfolio management of the Fund.

**Investments in Investment Companies Risk.** The Fund may invest in other investment companies, including those that are advised, sponsored or otherwise serviced by Krane and/or its affiliates. The Fund will indirectly be exposed to the risks of investments by such funds and will incur its pro rata share of the underlying fund's expenses. Additionally, investments in ETFs are subject to ETF Risk. Krane is subject to conflicts of interest in allocating Fund assets to investment companies that are advised, sponsored or otherwise serviced by Krane and/or its affiliates. To the extent that the Fund invests in investment companies or other pooled investment vehicles that are not registered pursuant to the 1940 Act, including foreign investment companies, it will not enjoy the protections of the U.S. law.

**Securities Lending Risk.** To the extent the Fund lends its securities, it may be subject to the following risks: (1) the securities in which the collateral is invested may not perform sufficiently to cover the applicable rebate rates paid to borrowers and related administrative costs; (2) delays may occur in the recovery of securities from borrowers, which could interfere with the Fund's ability to vote proxies or to settle transactions; and (3) although borrowers of the Fund's securities typically provide collateral in the form of cash that is reinvested in securities, there is the risk of possible loss of rights in the collateral should the borrower fail financially.

**Cash and Cash Equivalents Risk.** The Fund may hold cash or cash equivalents. Generally, such positions offer less potential for gain than other investments. This is particularly true when the market for other investments in which the Fund may invest is rapidly rising. If the Fund holds cash uninvested it will be subject to the credit risk of the depositing institution holding the cash.

## Performance Information

Once the Fund has completed a full calendar year of operations, a bar chart and table will be included in this Prospectus that will provide some indication of the risks of investing in the Fund by showing the variability of the Fund's return based on net assets and comparing the variability of the Fund's return to a broad measure of market performance. Once available, the Fund's current performance information will be available at [www.kraneshares.com](http://www.kraneshares.com). Past performance does not necessarily indicate how the Fund will perform in the future.

## Management

### Investment Adviser

Krane Funds Advisors, LLC serves as the investment adviser to the Fund.

### Portfolio Manager

James Maund, Head of Capital Markets at the Adviser, has served as the lead portfolio manager of the Fund since the Fund's inception. Jonathan Shelon, Chief Operating Officer of the Adviser, also serves as a portfolio manager of the Fund. Mr. Shelon supports Mr. Maund and Krane's investment team for the Fund and has been a portfolio manager of the Fund since its inception.

## Fund Summary

### KraneShares CICC China 5G & Semiconductor Index ETF

(formerly, KraneShares CICC China 5G and Technology Leaders Index ETF)

#### Purchase and Sale of Fund Shares

Shares may be purchased and redeemed from the Fund only in “Creation Units” of 50,000 shares, or multiples thereof. As a practical matter, only institutions and large investors, such as market makers or other large broker-dealers, purchase or redeem Creation Units. Most investors will buy and sell shares of the Fund on the Exchange. Individual shares can be bought and sold throughout the trading day like other publicly traded securities through a broker-dealer on the Exchange. These transactions do not involve the Fund. The price of an individual Fund share is based on market prices, which may be different from its NAV. As a result, the Fund’s shares may trade at a price greater than the NAV (at a premium) or less than the NAV (at a discount). An investor may incur costs attributable to the difference between the highest price a buyer is willing to pay to purchase shares of the Fund (bid) and the lowest price a seller is willing to accept for shares of the Fund (ask) when buying or selling shares in the secondary market (the “bid-ask spread”). Most investors will incur customary brokerage commissions and charges when buying or selling shares of the Fund through a broker-dealer.

Recent information regarding the Fund, including its NAV, market price, premiums and discounts, and bid ask spreads, are available on the Fund’s website at [www.kraneshares.com](http://www.kraneshares.com).

#### Tax Information

Fund distributions are generally taxable as ordinary income, qualified dividend income or capital gains (or a combination), unless your investment is in an IRA or other tax-advantaged retirement account, which may be taxable upon withdrawal.

#### Payments to Broker-Dealers and Other Financial Intermediaries

If you purchase Fund shares through a broker-dealer or other financial intermediary (such as a bank), the Fund and its related companies may pay the intermediary for the sale of Fund shares and related services. These payments may create a conflict of interest by influencing the broker-dealer or other intermediary and your sales person to recommend the Fund over another investment. Ask your sales person or visit your financial intermediary’s website for more information.

Fund Summary

KraneShares CICC China Consumer Leaders Index ETF

Investment Objective

The KraneShares CICC China Consumer Leaders Index ETF (the “Fund”) seeks to provide investment results that, before fees and expenses, correspond generally to the price and yield performance of a specific equity securities index. The Fund’s current index is the CICC China Consumer Leaders Index (the “Underlying Index”).

Fees and Expenses of the Fund

The following table describes the fees and expenses you may pay if you buy, hold and sell shares of the Fund. You may pay other fees, such as brokerage commissions and other fees to financial intermediaries, which are not reflected in the tables and examples below.

Shareholder Fees (fees paid directly from your investment) . . . . .	None
<b>Annual Fund Operating Expenses</b> (expenses that you pay each year as a percentage of the value of your investment)	
Management Fees . . . . .	0.68%
Distribution and/or Service (12b-1) Fees* . . . . .	0.00%
Other Expenses** . . . . .	0.00%
<b>Total Annual Fund Operating Expenses.</b> . . . .	<b>0.68%</b>

\* Pursuant to a Distribution Plan, the Fund may bear a Rule 12b-1 fee not to exceed 0.25% per year of the Fund’s average daily net assets. However, no such fee is currently paid by the Fund, and the Board of Trustees has not currently approved the commencement of any payments under the Distribution Plan.

\*\* Based on estimated amounts for the current fiscal year.

Example

This Example is intended to help you compare the cost of investing in the Fund with the cost of investing in other funds. The Example assumes that you invest \$10,000 in the Fund for the time periods indicated. The Example also assumes that your investment has a 5% return each year and that the Fund’s operating expenses remain the same. Although your actual costs may be higher or lower, based on these assumptions, whether you do or do not sell your shares, your costs would be:

1 Year	3 Years
\$69	\$218

Portfolio Turnover

The Fund pays transaction costs, such as commissions, when it buys and sells securities (or “turns over” its portfolio). A higher portfolio turnover rate may indicate higher transaction costs and may result in higher taxes when Fund shares are held in a taxable account. These costs, which are not reflected in the Annual Fund Operating Expenses or in the Example, affect the Fund’s performance. For the period from December 8, 2020 to March 31, 2021, the Fund’s portfolio turnover rate was 50% of the average of its portfolio.

Principal Investment Strategies

Under normal circumstances, the Fund will invest at least 80% of its total assets in components of the Underlying Index, depositary receipts, including American depositary receipts (“ADRs”), representing such components and securities underlying depositary receipts in the Underlying

## Fund Summary

### KraneShares CICC China Consumer Leaders Index ETF

Index. The Underlying Index is a free float adjusted market capitalization weighted index (subject to the modifications described below) designed to measure the equity market performance of Chinese companies engaged in “Consumer-Related Industries” — namely, Consumer Electronics; Home decorations; Household appliances; Household appliances and special consumer goods; Leisure Products; Clothing, apparel and luxury; Footwear; Textile; Hotels, resorts and luxury cruises; restaurant; Computer and Electronics Retail; Beer; Liquor and wine; Soft drink; Food processing and meat; Household items; Personal items; Food retail; and Leisure facilities. The securities that are eligible for inclusion in the Underlying Index at each semi-annual reconstitution include all types of publicly issued shares of companies that are domiciled in China and have majority of revenues from China, such as A-Shares, B-Shares, H-Shares, P-Chips and Red Chips, which are described below, provided that they have an average daily traded value of over \$10 million Chinese renminbi (“RMB”). ADRs and the companies listed under the Stock Connect Programs in Hong Kong and China are also considered for inclusion in the Underlying Index.

For the Underlying Index, Fuzzy Logix, Inc. (doing business as “FastINDEX”) (“Index Provider”) ranks eligible companies by long term operating income, long term operating cash flow, market capitalization, long term return on equity and long-term gross profit. The top 30 stocks with the highest ranking are then included in the Underlying Index, weighted according to free-float market capitalizations with a cap to limit stocks of individual companies to no more than 15% of the Underlying Index. The Underlying Index is rebalanced quarterly. At each quarterly rebalance, if 50% of the Underlying Index consists of companies that are more than 5% of the Underlying Index, companies that are above 5% will be adjusted downward to 4.5% until 50% of the Underlying Index consists of companies that are less than 5%. During this process, the weighting of companies below 5% of the Underlying Index will be adjusted upward but will not exceed 5%.

The Fund may invest up to 20% of its assets in instruments that are not included in the Underlying Index, but that the Fund’s investment adviser, Krane Funds Advisors, LLC (“Krane” or “Adviser”), believes will help the Fund track the Underlying Index. These investments may include equity securities and depositary receipts of issuers whose securities are not constituents of the Underlying Index, derivative instruments (including swaps, futures, forwards, structured notes and options), other investment companies (including exchange traded funds or “ETFs”) and cash or cash equivalents (including money market funds). The other investment companies in which the Fund may invest may be advised, sponsored or otherwise serviced by Krane and/or its affiliates.

The following China-related securities may be included in the Underlying Index and/or represent investments of the Fund:

- *China A-Shares*, which are shares of companies incorporated in mainland China that are traded on the Chinese exchanges and denominated in domestic renminbi. China A-Shares are primarily purchased and sold in the domestic Chinese market. To the extent the Fund invests in China A-Shares, it expects to do so through the trading and clearing facilities of a participating exchange located outside of mainland China (“Stock Connect Programs”). A Renminbi Qualified Foreign Institutional Investor (“RQFII”) or Qualified Foreign Institutional Investor (“QFII”) license may also be acquired to invest directly in China A-Shares.
- *China B-Shares*, which are shares of companies listed on the Shanghai or Shenzhen Stock Exchange but quoted and traded in foreign currencies (such as Hong Kong Dollars or U.S. Dollars), which were primarily created for trading by foreign investors.

## Fund Summary

### KraneShares CICC China Consumer Leaders Index ETF

- *China H-Shares*, which are shares of companies incorporated in mainland China and listed on the Hong Kong Stock Exchange (“H-Shares”), where they are traded in Hong Kong dollars and may be traded by foreign investors.
- *China N-Shares*, which are shares of companies with business operations in mainland China and listed on an American stock exchange, such as NYSE or NASDAQ (“N-Shares”).
- *P-Chips*, which are shares of private sector companies with a majority of their business operations in mainland China and controlling private Chinese shareholders, which are incorporated outside of mainland China and traded on the Hong Kong Stock Exchange in Hong Kong dollars.
- *Red Chips*, which are shares of companies with a majority of their business operations in mainland China and controlled by the central, provincial or municipal governments of the PRC, whose shares are traded on the Hong Kong Stock Exchange in Hong Kong dollars.
- *S-Chips*, which are shares of companies with business operations in mainland China and listed on the Singapore Exchange. S-Chip shares are issued by companies incorporated anywhere, but many are registered in Singapore, the British Virgin Islands, the Cayman Islands, or Bermuda.

Although the Fund reserves the right to replicate (or hold all constituents of) the Underlying Index, the Fund expects to use representative sampling to track the Underlying Index. “Representative sampling” is a strategy that involves investing in a representative sample of securities that collectively have an investment profile similar to the Underlying Index.

As of May 31, 2021, the Underlying Index included securities of companies with a market capitalization range of approximately \$4.90 billion to \$437.48 billion and had an average market capitalization of approximately \$51.43 billion. The Underlying Index is rebalanced quarterly and reconstituted semi-annually.

The Fund is non-diversified. To the extent the Underlying Index is concentrated in a particular industry, the Fund is expected to be concentrated in that industry. As of May 31, 2021, issuers in the consumer discretionary sector (38.28%) and consumer staples sector (61.72%) each represented a significant portion of the Underlying Index.

The Fund may engage in securities lending.

### Principal Risks

As with all ETFs, a shareholder of the Fund is subject to the risk that his or her investment could lose money. The Fund may not achieve its investment objective and an investment in the Fund is not by itself a complete or balanced investment program. An investment in the Fund is not a deposit with a bank and is not insured or guaranteed by the Federal Deposit Insurance Corporation or any other government agency. An investment in the Fund involves the risk of total loss. In addition to these risks, the Fund is subject to a number of additional principal risks that may affect the value of its shares, including:

**China Risk.** The Chinese economy is generally considered an emerging market and can be significantly affected by economic and political conditions in China and surrounding Asian countries. China may be subject to considerable degrees of economic, political and social instability. In addition, the Chinese economy is export-driven and highly reliant on trading with key partners. A downturn in the economies of China’s primary trading partners could slow or eliminate the growth of the Chinese economy and adversely impact the Fund’s investments. The Chinese government strictly regulates



## Fund Summary

### KraneShares CICC China Consumer Leaders Index ETF

the payment of foreign currency denominated obligations and sets monetary policy. The Chinese government may introduce new laws and regulations that could have an adverse effect on the Fund. Although China has begun the process of privatizing certain sectors of its economy, privatized entities may lose money and/or be re-nationalized.

In the Chinese securities markets, a small number of issuers may represent a large portion of the entire market. The Chinese securities markets are subject to more frequent trading halts, low trading volume and price volatility. Recent developments in relations between the United States and China have heightened concerns of increased tariffs and restrictions on trade between the two countries. An increase in tariffs or trade restrictions, or even the threat of such developments, could lead to a significant reduction in international trade, which could have a negative impact on China's export industry and a commensurately negative impact on the Fund.

In recent years, Chinese entities have incurred significant levels of debt and Chinese financial institutions currently hold relatively large amounts of non-performing debt. Thus, there exists a possibility that widespread defaults could occur, which could trigger a financial crisis, freeze Chinese debt and finance markets and make Chinese securities illiquid.

In addition, trade relations between the U.S. and China have recently been strained. Worsening trade relations between the two countries could adversely impact the Fund, particularly to the extent that the Chinese government restricts foreign investments in on-shore Chinese companies or the U.S. government restricts investments by U.S. investors in China. Worsening trade relations may also result in market volatility and volatility in the price of Fund shares.

Disclosure and regulatory standards in emerging market countries, such as China, are in many respects less stringent than U.S. standards. There is substantially less publicly available information about Chinese issuers than there is about U.S. issuers.

**A-Shares Risk.** A-Shares are issued by companies incorporated in mainland China and are traded on Chinese exchanges. Investments in A-Shares are made available to domestic Chinese investors and certain foreign investors, including those who have been approved as a QFII or a RQFII and through the Stock Connect Programs, which currently include the Shanghai-Hong Kong Stock Connect, Shenzhen-Hong Kong Stock Connect, Shanghai-London Stock Connect, and China-Japan Stock Connect. Investments by foreign investors in A-Shares are subject to various restrictions, regulations and limits. The Fund currently intends to gain exposure to A-Shares through the Stock Connect Programs. The Fund may also gain exposure to A-Shares by investing in investments that provide exposure to A-Shares, such as other investment companies, or Krane may acquire a QFII or RQFII license to invest in A-Shares for the Fund. Investments in A-Shares are heavily regulated and the recoupment and repatriation of assets invested in A-Shares is subject to restrictions by the Chinese government. A-Shares may be subject to frequent and widespread trading halts and may become illiquid. This could cause volatility in the Fund's share price and subject the Fund to a greater risk of trading halts.

**Custody Risks.** In accordance with Chinese regulations and the terms of a QFII or RQFII license, as applicable, and insofar as Krane acquires a QFII or RQFII license, A-Shares will be held in the joint names of the Fund and Krane. While Krane may not use such an account for any purpose other than for maintaining the Fund's assets, the Fund's assets may not be as well protected as they would be if it were possible for them to be registered and held solely in the name of the Fund. There is a risk that creditors of Krane may assert that the securities are owned by Krane and that regulatory actions taken against Krane may affect the Fund. The risk is particularly acute in the case of cash

## Fund Summary

### KraneShares CICC China Consumer Leaders Index ETF

deposited with a People's Republic of China ("PRC") sub-custodian ("PRC Custodian") because it may not be segregated, and it may be treated as a debt owing from the PRC Custodian to the Fund as a depositor. Thus, in the event of a PRC Custodian bankruptcy, liquidation, or similar event, the Fund may face difficulties and/or encounter delays in recovering its cash.

**Tax Risk.** Per a circular (Caishui [2014] 79), the Fund is temporarily exempt from the Chinese tax on capital gains on trading in A-Shares as a QFII or RQFII or the Shanghai Stock Exchange through the Shanghai-Hong Kong Stock Connect as of November 17, 2014, and the Shenzhen Stock Exchange through the Shenzhen-Hong Kong Stock Connect as of December 5, 2016. There is no indication as to how long the temporary exemption will remain in effect. Accordingly, the Fund may be subject to such taxes in the future. In addition, there is uncertainty as to the application and implementation of China's value added tax to the Fund's activities. The Fund reserves the right to establish a reserve for taxes which present uncertainty as to whether they will be assessed, although it currently does not do so. If the Fund establishes such a reserve but is not ultimately subject to these taxes, shareholders who redeemed or sold their shares while the reserve was in place will effectively bear the tax and may not benefit from the later release, if any, of the reserve. Conversely, if the Fund does not establish such a reserve but ultimately is subject to the tax, shareholders who redeemed or sold their shares prior to the tax being withheld, reserved or paid will have effectively avoided the tax. Investors should note that such provision, if any, may be excessive or inadequate to meet actual tax liabilities (which could include interest and penalties) on the Fund's investments. Any taxes imposed in connection with the Fund's activities will be borne by the Fund. As a result, investors may be advantaged or disadvantaged depending on the final rules of the relevant tax authorities.

**Capital Controls Risk.** Economic conditions, such as volatile currency exchange rates and interest rates, political events and other conditions may, without prior warning, lead to intervention by government actors and the imposition of "capital controls." Capital controls include the prohibition of, or restrictions on, the ability to transfer currency, securities or other assets. Levies may be placed on profits repatriated by foreign entities (such as the Fund). Although the RMB is not presently freely convertible, rather it is subject to the approval of the State Administration of Foreign Exchange ("SAFE") and other relevant authorities, repatriations by RQFIIs or through the Stock Connect Programs are currently permitted daily and Chinese authorities have indicated their plans to move to a fully freely convertible RMB. There is no assurance, however, that repatriation restrictions will not be (re-)imposed in the future.

**Hong Kong Risk.** The economy of Hong Kong has few natural resources and any fluctuation or shortage in the commodity markets could have a significant adverse effect on the Hong Kong economy. Hong Kong is also heavily dependent on international trade and finance. Additionally, the continuation and success of the current political, economic, legal and social policies of Hong Kong is dependent on and subject to the control of the Chinese government. China may change its policies regarding Hong Kong at any time. Any such change may adversely affect market conditions and the performance of Chinese and Hong Kong issuers and, thus, the value of securities in the Fund's portfolio.

**Stock Connect Program Risk.** The Stock Connect Programs are subject to daily and aggregate quota limitations, and an investor cannot purchase and sell the same security on the same trading day, which may restrict the Fund's ability to invest in A-Shares through the Programs and to enter into or exit trades on a timely basis. The Shanghai and Shenzhen markets may be open at a time when the participating exchanges located outside of mainland China are not active, with the result that prices of A-Shares may fluctuate at times when the Fund is unable to add to or exit its positions.

### KraneShares CICC China Consumer Leaders Index ETF

Only certain China A-Shares are eligible to be accessed through the Stock Connect Programs. Such securities may lose their eligibility at any time, in which case they could be sold but could no longer be purchased through the Stock Connect Programs. Because the Stock Connect Programs are still evolving, the actual effect on the market for trading A-Shares with the introduction of large numbers of foreign investors is still relatively unknown. Further, regulations or restrictions, such as limitations on redemptions or suspension of trading, may adversely impact the program. There is no guarantee that the participating exchanges will continue to support the Stock Connect Programs in the future.

Investments in China A-Shares may not be covered by the securities investor protection programs of either exchange and, without the protection of such programs, will be subject to the risk of default by the broker. Because of the way in which China A-Shares are held in the Stock Connect Programs, the Fund may not be able to exercise the rights of a shareholder and may be limited in its ability to pursue claims against the issuer of a security, and may suffer losses in the event the depository of the Chinese exchange becomes insolvent.

**B-Shares Risk.** The China B-Share market is generally smaller, less liquid and has a smaller issuer base than the China A-Share market. The issuers that compose the B-Share market include a broad range of companies, including companies with large, medium and small capitalizations. Further, the B-Shares market may behave very differently from other portions of the Chinese equity markets, and there may be little to no correlation between the performance of the two.

**H-Shares Risk.** H-Shares are foreign securities which, in addition to the risks described herein, are subject to the risk that the Hong Kong stock market may behave very differently from the mainland Chinese stock market. There may be little to no correlation between the performance of the Hong Kong stock market and the mainland Chinese stock market.

**N-Shares Risk.** N-Shares are securities of companies with business operations in mainland China and listed on an American stock exchange, such as the NYSE or NASDAQ. Because companies issuing N-Shares have business operations in China, they are subject to certain political and economic risks in China. The American stock market may behave very differently from the mainland Chinese stock market, and there may be little to no correlation between the performance of the two.

**P-Chip Companies Risk.** P-Chip companies are often run by the private sector and have a majority of their business operations in mainland China. P-Chip shares are traded in Hong Kong dollars on the Hong Kong Stock Exchange, and may also be traded by foreigners. Because they are traded on the Hong Kong Stock Exchange, P-Chips are also subject to risks similar to those associated with investments in H Shares. They are also subject to risks affecting their jurisdiction of incorporation, including any legal or tax changes.

**Red Chip Companies Risk.** Red Chip companies are controlled, either directly or indirectly, by the central, provincial or municipal governments of the PRC. Red Chip shares are traded in Hong Kong dollars on the Hong Kong Stock Exchange and may also be traded by foreigners. Because Red Chip companies are controlled by various PRC governmental authorities, investing in Red Chips involves risks that political changes, social instability, regulatory uncertainty, adverse diplomatic developments, asset expropriation or nationalization, or confiscatory taxation could adversely affect the performance of Red Chip companies. Red Chip companies may be less efficiently run and less profitable than other companies.

**S-Chip Companies Risk.** The Fund may invest in shares of companies with business operations in mainland China and listed on the Singapore Exchange ("S-Chips"). S-Chip shares

## Fund Summary

### KraneShares CICC China Consumer Leaders Index ETF

are issued by companies incorporated anywhere, but many are registered in Singapore, the British Virgin Islands, the Cayman Islands, or Bermuda. They are subject to risks affecting their jurisdiction of incorporation, including any legal or tax changes. S-Chip companies may or may not be owned at least in part by a Chinese central, provincial or municipal government and be subject to the types of risks that come with such ownership described herein. There may be little or no correlation between the performance of the Singapore stock market and the mainland Chinese stock market.

**Concentration Risk.** The Fund's assets are expected to be concentrated in an industry or group of industries to the extent that the Underlying Index concentrates in a particular industry or group of industries. The securities of companies in an industry or group of industries could react similarly to market developments. Thus, the Fund is subject to loss due to adverse occurrences that affect one industry or group of industries or sector. While the Fund's sector and industry exposure is expected to vary over time based on the composition of the Underlying Index, the Fund is currently subject to the principal risks described below.

**Consumer Discretionary Sector Risk.** The success of consumer product manufacturers and retailers is tied closely to the performance of the overall domestic and international economy, interest rates, competition and consumer confidence. Success depends heavily on disposable household income and consumer spending. Changes in demographics and consumer tastes can also affect the demand for, and success of, consumer products in the marketplace.

**Consumer Staples Sector Risk.** Companies in the consumer staples sector may be affected by general economic conditions, commodity production and pricing, consumer confidence and spending, consumer preferences, interest rates, and product cycles. They are subject to government regulation affecting their products which may negatively impact such companies' performance. For instance, for food and beverage companies, government regulations may affect the permissibility of using various food additives and production methods, which could affect company profitability. In particular, tobacco companies may be adversely affected by the adoption of proposed legislation and/or by litigation. Food and beverage companies risk further loss of market share and revenue due to contamination and resulting product recalls. Also, the success of food, beverage, household and personal products may be strongly affected by fads, marketing campaigns, changes in commodity prices and other factors affecting supply and demand.

**Equity Securities Risk.** The values of equity securities are subject to factors such as market fluctuations, changes in interest rates and perceived trends in stock prices. Equity securities may be more volatile than other asset classes and are generally subordinate in rank to debt and other securities of the same issuer.

**Emerging Markets Risk.** The Fund's investments in emerging markets are subject to greater risk of loss than investments in developed markets. This is due to, among other things, greater market volatility, greater risk of asset seizures and capital controls, lower trading volume, political and economic instability, greater risk of market shutdown, and more governmental limitations on foreign investments than typically found in developed markets. The economies of emerging markets, and China in particular, may be heavily reliant upon international trade and may suffer disproportionately if international trading declines or is disrupted.

**Foreign Securities Risk.** Investments in securities of non-U.S. issuers may be less liquid than investments in U.S. issuers, may have less governmental regulation and oversight, and are typically subject to different investor protection standards than U.S. issuers. Investments in non-U.S. securities entail the risk of loss due to foreign currency fluctuations and political or economic instability. Foreign

## Fund Summary

### KraneShares CICC China Consumer Leaders Index ETF

market trading hours, clearance and settlement procedures, and holiday schedules may limit the Fund's ability to buy and sell securities. These factors could result in a loss to the Fund.

**Geographic Focus Risk.** The Fund's investments are expected to be focused in a particular country, countries, or region to the same extent as the Underlying Index and therefore the Fund may be susceptible to adverse market, political, regulatory, and geographic events affecting that country, countries or region. Such geographic focus also may subject the Fund to a higher degree of volatility than a more geographically diversified fund.

**Currency Risk.** The Fund's net asset value ("NAV") is determined on the basis of the U.S. dollar, therefore, the Fund may lose value if the local currency of a foreign market depreciates against the U.S. dollar, even if the local currency value of the Fund's holdings goes up. Currency exchange rates can be very volatile and can change quickly and unpredictably, which may adversely affect the Fund. The Fund may also be subject to delays in converting or transferring U.S. dollars to foreign currencies for the purpose of purchasing portfolio investments. This may hinder the Fund's performance, including because any delay could result in the Fund missing an investment opportunity and purchasing securities at a higher price than originally intended, or incurring cash drag.

**Non-Diversified Fund Risk.** Because the Fund is non-diversified and may invest a greater portion of its assets in fewer issuers than a diversified fund, changes in the market value of a single portfolio holding could cause greater fluctuations in the Fund's share price than would occur in a diversified fund. This may increase the Fund's volatility and cause the performance of a single portfolio holding or a relatively small number of portfolio holdings to have a greater impact on the Fund's performance.

**ETF Risk.** As an ETF, the Fund is subject to the following risks:

**Authorized Participants Concentration Risk.** The Fund has a limited number of financial institutions that may act as Authorized Participants. To the extent they exit the business or are otherwise unable to proceed in creation and redemption transactions with the Fund and no other Authorized Participant is able to step forward to create or redeem, shares of the Fund may be more likely to trade at a premium or discount to NAV and possibly face trading halts or delisting. Authorized Participant concentration risk may be heightened for exchange-traded funds ("ETFs"), such as the Fund, that invest in securities issued by non-U.S. issuers or other securities or instruments that have lower trading volumes.

**Cash Transactions Risk.** Like other ETFs, the Fund sells and redeems its shares only in large blocks called Creation Units and only to "Authorized Participants." Unlike many other ETFs, however, the Fund expects to effect its creations and redemptions at least partially or fully for cash, rather than in-kind securities. Thus, an investment in the Fund may be less tax-efficient than an investment in other ETFs as the Fund may recognize a capital gain that it could have avoided by making redemptions in-kind. As a result, the Fund may pay out higher capital gains distributions than ETFs that redeem in-kind. Further, paying redemption proceeds in cash rather than through in-kind delivery of portfolio securities may require the Fund to dispose of or sell portfolio investments to obtain the cash needed to distribute redemption proceeds at an inopportune time.

**International Closed Market Trading Risk.** To the extent the Fund's investments trade in markets that are closed when the Fund and Exchange are open, there are likely to be deviations between current pricing of an underlying security and the prices at which the underlying securities are valued for purposes of the Fund's NAV. As a result, Shares may appear to trade at a significant discount or premium to NAV greater than those incurred by other ETFs. In addition, shareholders may

## Fund Summary

### KraneShares CICC China Consumer Leaders Index ETF

not be able to purchase or redeem their shares of the Fund, or purchase or sell shares of the Fund on the Exchange, on days when the NAV of the Fund could be significantly affected by events in the relevant non-U.S. markets.

**Premium/Discount Risk.** There may be times when the market price of the Fund's shares is more than the NAV intra-day (at a premium) or less than the NAV intra-day (at a discount). As a result, shareholders of the Fund may pay more than NAV when purchasing shares and receive less than NAV when selling Fund shares. This risk is heightened in times of market volatility or periods of steep market declines. In such market conditions, market or stop loss orders to sell Fund shares may be executed at prices well below NAV.

**Secondary Market Trading Risk.** Investors buying or selling shares in the secondary market will normally pay brokerage commissions, which are often a fixed amount and may be a significant proportional cost for investors buying or selling relatively small amounts of shares. Secondary market trading is subject to bid-ask spreads and trading in Fund shares may be halted by the Exchange because of market conditions or other reasons. If a trading halt occurs, a shareholder may temporarily be unable to purchase or sell shares of the Fund. In addition, although the Fund's shares are listed on the Exchange, there can be no assurance that an active trading market for shares will develop or be maintained or that the Fund's shares will continue to be listed.

**New Fund Risk.** If the Fund does not grow in size, it will be at greater risk than larger funds of wider bid-ask spreads for its shares, trading at a greater premium or discount to NAV, liquidation and/or a stop to trading.

**Liquidity Risk.** The Fund's investments are subject to liquidity risk, which exists when an investment is or becomes difficult or impossible to purchase or sell at an advantageous time and price. If a transaction is particularly large or if the relevant market is or becomes illiquid, it may not be possible to initiate a transaction or liquidate a position, which may cause the Fund to suffer significant losses and difficulties in meeting redemptions. Liquidity risk may be the result of, among other things, market turmoil, the reduced number and capacity of traditional market participants, or the lack of an active trading market. Markets for securities or financial instruments could be disrupted by a number of events, including, but not limited to, an economic crisis, natural disasters, new legislation or regulatory changes inside or outside the U.S. Liquid investments may become less liquid after being purchased by the Fund, particularly during periods of market stress. In addition, if a number of securities held by the Fund stop trading, it may have a cascading effect and cause the Fund to halt trading. Volatility in market prices will increase the risk of the Fund being subject to a trading halt. Certain countries in which the Fund may invest may be subject to extended settlement delays and/or foreign holidays, during which the Fund will unlikely be able to convert holdings to cash.

**Small- and Mid-Capitalization Company Risk.** Investing in the securities of small and medium capitalization companies involves greater risk and the possibility of greater price volatility than investing in larger capitalization companies. Since small and medium-sized companies may have limited operating histories, product lines and financial resources, the securities of these companies may be less liquid and more volatile. They may also be sensitive to (expected) changes in interest rates and earnings.

**Large Capitalization Company Risk.** Large capitalization companies may be unable to respond quickly to new competitive challenges and attain the high growth rate of successful smaller companies, especially during extended periods of economic expansion. As such, returns on investments in stocks of large capitalization companies could trail the returns on investments in stocks of small and mid capitalization companies.

## Fund Summary

### KraneShares CICC China Consumer Leaders Index ETF

**Passive Investment Risk.** There is no guarantee that the Underlying Index will create the desired exposure and the Fund is not actively managed. It does not seek to “beat” the Underlying Index or take temporary defensive positions when markets decline. Therefore, the Fund may purchase or hold securities with current or projected underperformance.

**Management Risk.** The Fund may not fully replicate the Underlying Index and may hold less than the total number of securities in the Underlying Index. Therefore, the Fund is subject to the risk that Krane’s security selection process may not produce the intended results.

**Tracking Error Risk.** The Fund’s return may not match or achieve a high degree of correlation with the return of the Underlying Index. This may be due to, among other factors, the Fund holding cash under certain circumstances in lieu of Underlying Index securities, such as when the Fund is subject to delays converting U.S. dollars into a foreign currency to purchase foreign securities and unable to invest in certain constituents of the Underlying Index due to regulatory constraints, trading suspensions, and legal restrictions imposed by foreign governments. To the extent that the Fund employs a representative sampling strategy or calculates its NAV based on fair value prices and the value of the Underlying Index is based on securities’ closing prices on local foreign markets, the Fund’s ability to track the Underlying Index may be adversely affected.

**Market Risk.** The values of the Fund’s holdings could decline generally or could underperform other investments. In addition, there is a risk that policy changes by the U.S. Government, Federal Reserve, and/or other government actors could cause volatility in global financial markets and negative sentiment, which could have a negative impact on the Fund and could result in losses. Geopolitical and other risks, including environmental and public health risks may add to instability in world economies and markets generally. Changes in value may be temporary or may last for extended periods. Further, the Fund is susceptible to the risk that certain investments may be difficult or impossible to sell at a favorable time or price. Market developments may also cause the Fund’s investments to become less liquid and subject to erratic price movements.

**High Portfolio Turnover Risk.** The Fund may incur high portfolio turnover rates, which may increase the Fund’s brokerage commission costs and negatively impact the Fund’s performance. Such portfolio turnover also may generate net short-term capital gains.

**Valuation Risk.** Independent market quotations for certain investments held by the Fund may not be readily available, and such investments may be fair valued or valued by a pricing service at an evaluated price. These valuations involve subjectivity and different market participants may assign different prices to the same investment. As a result, there is a risk that the Fund may not be able to sell an investment at the price assigned to the investment by the Fund. In addition, the securities in which the Fund invests may trade on days that the Fund does not price its shares; as a result, the value of Fund shares may change on days when investors cannot purchase or sell their Fund holdings.

**Tax Risk.** In order to qualify for the favorable tax treatment available to regulated investment companies, the Fund must satisfy certain income, asset diversification and distribution requirements each year. The Fund’s investments in issuers whose control persons are not certain creates a risk that tax authorities may retrospectively deem the Fund to have failed the asset diversification requirements. If the Fund were to fail the favorable tax treatment requirements, it would be taxed in the same manner as an ordinary corporation, which would adversely affect its performance.



## Fund Summary

### KraneShares CICC China Consumer Leaders Index ETF

**Depository Receipts Risk.** The Fund may hold the securities of foreign companies in the form of depository receipts, including American Depository Receipts and Global Depository Receipts. Investing in depository receipts entails the risks associated with foreign investments, such as fluctuations in foreign currency exchange rates and political and economic risks distinct from those associated with investing in the securities of U.S. issuers. In addition, the value of the securities underlying the depository receipts may change materially when the U.S. markets are not open for trading, which will affect the value of the depository receipts.

**Derivatives Risk.** The use of derivatives (including swaps, futures, forwards, structured notes and options) may involve leverage, which includes risks that are different from, and greater than, the risks associated with investing directly in a reference asset, because a small investment in a derivative can result in a large impact on the Fund and may cause the Fund to be more volatile. Derivatives may at times be highly illiquid, and the Fund may not be able to close out or sell a derivative at a particular time or at an anticipated price. Derivatives can be difficult to value and valuation may be more difficult in times of market turmoil. There may be imperfect correlation between the derivative and that of the reference asset, resulting in unexpected returns that could materially adversely affect the Fund. Certain derivatives (such as swaps and options) are bi-lateral agreements that expose the Fund to counterparty risk, which is the risk of loss in the event that the counterparty to an agreement fails to make required payments or otherwise comply with the terms of derivative. In that case, the Fund may suffer losses potentially equal to, or greater than, the full value of the derivative if the counterparty fails to perform its obligations. That risk is generally thought to be greater with over-the-counter (OTC) derivatives than with derivatives that are exchange traded or centrally cleared. Counterparty risks are compounded by the fact that there are only a limited number of ways available to invest in certain reference assets and, therefore, there may be few counterparties to swaps or options based on those reference assets. Many derivatives are subject to segregation requirements that require the Fund to segregate the market or notional value of the derivatives, which could impede the portfolio management of the Fund.

**Investments in Investment Companies Risk.** The Fund may invest in other investment companies, including those that are advised, sponsored or otherwise serviced by Krane and/or its affiliates. The Fund will indirectly be exposed to the risks of investments by such funds and will incur its pro rata share of the underlying fund's expenses. Additionally, investments in ETFs are subject to ETF Risk. Krane is subject to conflicts of interest in allocating Fund assets to investment companies that are advised, sponsored or otherwise serviced by Krane and/or its affiliates. To the extent that the Fund invests in investment companies or other pooled investment vehicles that are not registered pursuant to the 1940 Act, including foreign investment companies, it will not enjoy the protections of the U.S. law.

**Securities Lending Risk.** To the extent the Fund lends its securities, it may be subject to the following risks: (1) the securities in which the collateral is invested may not perform sufficiently to cover the applicable rebate rates paid to borrowers and related administrative costs; (2) delays may occur in the recovery of securities from borrowers, which could interfere with the Fund's ability to vote proxies or to settle transactions; and (3) although borrowers of the Fund's securities typically provide collateral in the form of cash that is reinvested in securities, there is the risk of possible loss of rights in the collateral should the borrower fail financially.

**Cash and Cash Equivalents Risk.** The Fund may hold cash or cash equivalents. Generally, such positions offer less potential for gain than other investments. This is particularly true when the market for other investments in which the Fund may invest is rapidly rising. If the Fund holds cash uninvested it will be subject to the credit risk of the depositing institution holding the cash.



## Fund Summary

### KraneShares CICC China Consumer Leaders Index ETF

#### Performance Information

Once the Fund has completed a full calendar year of operations, a bar chart and table will be included in this Prospectus that will provide some indication of the risks of investing in the Fund by showing the variability of the Fund's return based on net assets and comparing the variability of the Fund's return to a broad measure of market performance. Once available, the Fund's current performance information will be available at [www.kraneshares.com](http://www.kraneshares.com). Past performance does not necessarily indicate how the Fund will perform in the future.

#### Management

##### Investment Adviser

Krane Funds Advisors, LLC serves as the investment adviser to the Fund.

##### Portfolio Manager

James Maund, Head of Capital Markets at the Adviser, has served as the lead portfolio manager of the Fund since the Fund's inception. Jonathan Shelon, Chief Operating Officer of the Adviser, also serves as a portfolio manager of the Fund. Mr. Shelon supports Mr. Maund and Krane's investment team for the Fund and has been a portfolio manager of the Fund since its inception.

#### Purchase and Sale of Fund Shares

Shares may be purchased and redeemed from the Fund only in "Creation Units" of 50,000 shares, or multiples thereof. As a practical matter, only institutions and large investors, such as market makers or other large broker-dealers, purchase or redeem Creation Units. Most investors will buy and sell shares of the Fund on the Exchange. Individual shares can be bought and sold throughout the trading day like other publicly traded securities through a broker-dealer on the Exchange. These transactions do not involve the Fund. The price of an individual Fund share is based on market prices, which may be different from its NAV. As a result, the Fund's shares may trade at a price greater than the NAV (at a premium) or less than the NAV (at a discount). An investor may incur costs attributable to the difference between the highest price a buyer is willing to pay to purchase shares of the Fund (bid) and the lowest price a seller is willing to accept for shares of the Fund (ask) when buying or selling shares in the secondary market (the "bid-ask spread"). Most investors will incur customary brokerage commissions and charges when buying or selling shares of the Fund through a broker-dealer.

Recent information regarding the Fund, including its NAV, market price, premiums and discounts, and bid ask spreads, are available on the Fund's website at [www.kraneshares.com](http://www.kraneshares.com).

#### Tax Information

Fund distributions are generally taxable as ordinary income, qualified dividend income or capital gains (or a combination), unless your investment is in an IRA or other tax-advantaged retirement account, which may be taxable upon withdrawal.

#### Payments to Broker-Dealers and Other Financial Intermediaries

If you purchase Fund shares through a broker-dealer or other financial intermediary (such as a bank), the Fund and its related companies may pay the intermediary for the sale of Fund shares and related services. These payments may create a conflict of interest by influencing the broker-dealer or other intermediary and your sales person to recommend the Fund over another investment. Ask your sales person or visit your financial intermediary's website for more information.

Fund Summary

KraneShares CICC China Leaders 100 Index ETF

Investment Objective

The KraneShares CICC China Leaders 100 Index ETF (the “Fund”) seeks to provide investment results that, before fees and expenses, correspond generally to the price and yield performance of a specific equity securities index. The Fund’s current index is the CSI CICC Select 100 Index (the “Underlying Index”).

Fees and Expenses of the Fund

The following table describes the fees and expenses you may pay if you buy, hold and sell shares of the Fund. You may pay other fees, such as brokerage commissions and other fees to financial intermediaries, which are not reflected in the tables and examples below.

Shareholder Fees (fees paid directly from your investment) . . . . .	None
Annual Fund Operating Expenses	
(expenses that you pay each year as a percentage of the value of your investment)	
Management Fees . . . . .	0.68%
Distribution and/or Service (12b-1) Fees* . . . . .	0.00%
Other Expenses . . . . .	0.01%
Total Annual Fund Operating Expenses. . . . .	0.69%

\* Pursuant to a Distribution Plan, the Fund may bear a Rule 12b-1 fee not to exceed 0.25% per year of the Fund’s average daily net assets. However, no such fee is currently paid by the Fund, and the Board of Trustees has not currently approved the commencement of any payments under the Distribution Plan.

Example

This Example is intended to help you compare the cost of investing in the Fund with the cost of investing in other funds. The Example assumes that you invest \$10,000 in the Fund for the time periods indicated. The Example also assumes that your investment has a 5% return each year and that the Fund’s operating expenses remain the same. Although your actual costs may be higher or lower, based on these assumptions, whether you do or do not sell your shares, your costs would be:

1 Year	3 Years	5 Years	10 Years
\$70	\$221	\$384	\$859

Portfolio Turnover

The Fund pays transaction costs, such as commissions, when it buys and sells securities (or “turns over” its portfolio). A higher portfolio turnover rate may indicate higher transaction costs and may result in higher taxes when Fund shares are held in a taxable account. These costs, which are not reflected in the Annual Fund Operating Expenses or in the Example, affect the Fund’s performance. During the most recent fiscal year, the Fund’s portfolio turnover rate was 143% of the average value of its portfolio. This rate excludes the value of portfolio securities received or delivered as a result of in-kind creations or redemptions of the Fund’s shares.

Principal Investment Strategies

Under normal circumstances, the Fund will invest at least 80% of its total assets in components of the Underlying Index and depositary receipts, including American depositary receipts (“ADRs”), representing such components. The Underlying Index includes the China A-Shares of 100 Chinese companies with high historical returns on equity, dividend yields and growth in net profits that have

## Fund Summary

### KraneShares CICC China Leaders 100 Index ETF

listed China A-Shares, as determined by the index provider, China Securities Index Co., Ltd (“CSI”). China A-Shares are Chinese renminbi (“RMB”)-denominated equity securities issued by companies incorporated in mainland China and listed on the Shenzhen or Shanghai Stock Exchanges.

As of each annual reconstitution of the Underlying Index: the “Index Universe” is comprised of all Chinese companies that offer China A-Shares, except those that have been listed for less than 500 trading days or are subject to trading suspensions. CSI first screens the Index Universe to exclude stocks of companies whose total liabilities exceed their total assets. CSI next excludes the bottom 70% of each industry group, as classified by CSI’s industry classification system, based on operating revenue, average daily float and average daily trading value during the prior year. CSI then calculates the average return on equity (“ROE”) of each remaining stock during the prior five years, adjusts for variability, and removes the stocks in the bottom 50%. The 100 stocks with the highest average dividend yield and growth rate of net profits over the last five years are then included in the Underlying Index, weighted according to free-float market capitalization, subject to a 5% cap.

Direct investments in China A-Shares are possible only through the trading and clearing facilities of a participating exchange located outside of mainland China (“Stock Connect Programs”) or Renminbi Qualified Foreign Institutional Investor (“RQFII”) or Qualified Foreign Institutional Investor (“QFII”) license. Exposure to A-Shares can also be obtained indirectly by investing in funds that invest in A-Shares. Currently, the Fund plans to achieve its investment objective principally by investing in China A-Shares through the Stock Connect Programs.

The Fund may invest up to 20% of its assets in instruments that are not included in the Underlying Index, but that the Fund’s investment adviser, Krane Funds Advisors, LLC (“Krane” or “Adviser”), believes will help the Fund track the Underlying Index. These investments may include equity securities and depositary receipts of issuers whose securities are not constituents of the Underlying Index, derivative instruments (including swaps, futures, forwards, structured notes and options), other investment companies (including exchange traded funds or “ETFs”) and cash or cash equivalents (including money market funds). The other investment companies in which the Fund may invest may be advised, sponsored or otherwise serviced by Krane and/or its affiliates.

In addition to China A-Shares, which are described above, the following China-related securities may be included in this 20% basket:

- *China B-Shares*, which are shares of companies listed on the Shanghai or Shenzhen Stock Exchange but quoted and traded in foreign currencies (such as Hong Kong Dollars or U.S. Dollars), which were primarily created for trading by foreign investors.
- *China H-Shares*, which are shares of companies incorporated in mainland China and listed on the Hong Kong Stock Exchange (“H-Shares”), where they are traded in Hong Kong dollars and may be traded by foreign investors.
- *China N-Shares*, which are shares of companies with business operations in mainland China and listed on an American stock exchange, such as NYSE or NASDAQ (“N-Shares”).
- *P-Chips*, which are shares of private sector companies with a majority of their business operations in mainland China and controlling private Chinese shareholders, which are incorporated outside of mainland China and traded on the Hong Kong Stock Exchange in Hong Kong dollars.

## Fund Summary

### KraneShares CICC China Leaders 100 Index ETF

- *Red Chips*, which are shares of companies with a majority of their business operations in mainland China and controlled by the central, provincial or municipal governments of the PRC, whose shares are traded on the Hong Kong Stock Exchange in Hong Kong dollars.
- *S-Chips*, which are shares of companies with business operations in mainland China and listed on the Singapore Exchange. S-Chip shares are issued by companies incorporated anywhere, but many are registered in Singapore, the British Virgin Islands, the Cayman Islands, or Bermuda.

Although the Fund reserves the right to replicate (or hold all constituents of) the Underlying Index, the Fund expects to use representative sampling to track the Underlying Index. "Representative sampling" is a strategy that involves investing in a representative sample of securities that collectively have an investment profile similar to the Underlying Index.

As of May 31, 2021, the Underlying Index included 100 securities of companies with a market capitalization range of approximately \$580.8 million to \$119 billion and had an average market capitalization of approximately \$8.59 billion. The Underlying Index is rebalanced and reconstituted semi-annually.

The Fund is non-diversified. To the extent the Underlying Index is concentrated in a particular industry, the Fund is expected to be concentrated in that industry. As of May 31, 2021, issuers in the Consumer Discretionary sector (33.7%), Industrials sector (21.9%) and Materials sector (13.9%) each represented a significant portion of the Underlying Index.

The Fund may engage in securities lending.

#### Principal Risks

As with all ETFs, a shareholder of the Fund is subject to the risk that his or her investment could lose money. The Fund may not achieve its investment objective and an investment in the Fund is not by itself a complete or balanced investment program. An investment in the Fund is not a deposit with a bank and is not insured or guaranteed by the Federal Deposit Insurance Corporation or any other government agency. An investment in the Fund involves the risk of total loss. In addition to these risks, the Fund is subject to a number of additional principal risks that may affect the value of its shares, including:

**China Risk.** The Chinese economy is generally considered an emerging market and can be significantly affected by economic and political conditions in China and surrounding Asian countries. China may be subject to considerable degrees of economic, political and social instability. In addition, the Chinese economy is export-driven and highly reliant on trading with key partners. A downturn in the economies of China's primary trading partners could slow or eliminate the growth of the Chinese economy and adversely impact the Fund's investments. The Chinese government strictly regulates the payment of foreign currency denominated obligations and sets monetary policy. The Chinese government may introduce new laws and regulations that could have an adverse effect on the Fund. Although China has begun the process of privatizing certain sectors of its economy, privatized entities may lose money and/or be re-nationalized.

In the Chinese securities markets, a small number of issuers may represent a large portion of the entire market. The Chinese securities markets are subject to more frequent trading halts, low trading volume and price volatility. Recent developments in relations between the United States and China have heightened concerns of increased tariffs and restrictions on trade between the two countries.

## Fund Summary

### KraneShares CICC China Leaders 100 Index ETF

An increase in tariffs or trade restrictions, or even the threat of such developments, could lead to a significant reduction in international trade, which could have a negative impact on China's export industry and a commensurately negative impact on the Fund.

In recent years, Chinese entities have incurred significant levels of debt and Chinese financial institutions currently hold relatively large amounts of non-performing debt. Thus, there exists a possibility that widespread defaults could occur, which could trigger a financial crisis, freeze Chinese debt and finance markets and make Chinese securities illiquid.

In addition, trade relations between the U.S. and China have recently been strained. Worsening trade relations between the two countries could adversely impact the Fund, particularly to the extent that the Chinese government restricts foreign investments in on-shore Chinese companies or the U.S. government restricts investments by U.S. investors in China. Worsening trade relations may also result in market volatility and volatility in the price of Fund shares.

Disclosure and regulatory standards in emerging market countries, such as China, are in many respects less stringent than U.S. standards. There is substantially less publicly available information about Chinese issuers than there is about U.S. issuers.

**A-Shares Risk.** A-Shares are issued by companies incorporated in mainland China and are traded on Chinese exchanges. Investments in A-Shares are made available to domestic Chinese investors and certain foreign investors, including those who have been approved as a QFII or a RQFII and through the Stock Connect Programs, which currently include the Shanghai-Hong Kong Stock Connect, Shenzhen-Hong Kong Stock Connect, Shanghai-London Stock Connect, and China-Japan Stock Connect. Investments by foreign investors in A-Shares are subject to various restrictions, regulations and limits. The Fund currently intends to gain exposure to A-Shares through the Stock Connect Programs. The Fund may also gain exposure to A-Shares by investing in investments that provide exposure to A-Shares, such as other investment companies, or Krane may acquire a QFII or RQFII license to invest in A-Shares for the Fund. Investments in A-Shares are heavily regulated and the recoupment and repatriation of assets invested in A-Shares is subject to restrictions by the Chinese government. A-Shares may be subject to frequent and widespread trading halts and may become illiquid. This could cause volatility in the Fund's share price and subject the Fund to a greater risk of trading halts.

**Custody Risks.** In accordance with Chinese regulations and the terms of a QFII or RQFII license, as applicable, and insofar as Krane acquires a QFII or RQFII license, A-Shares will be held in the joint names of the Fund and Krane. While Krane may not use such an account for any purpose other than for maintaining the Fund's assets, the Fund's assets may not be as well protected as they would be if it were possible for them to be registered and held solely in the name of the Fund. There is a risk that creditors of Krane may assert that the securities are owned by Krane and that regulatory actions taken against Krane may affect the Fund. The risk is particularly acute in the case of cash deposited with a People's Republic of China ("PRC") sub-custodian ("PRC Custodian") because it may not be segregated, and it may be treated as a debt owing from the PRC Custodian to the Fund as a depositor. Thus, in the event of a PRC Custodian bankruptcy, liquidation, or similar event, the Fund may face difficulties and/or encounter delays in recovering its cash.

**Tax Risk.** Per a circular (Caishui [2014] 79), the Fund is temporarily exempt from the Chinese tax on capital gains on trading in A-Shares as a QFII or RQFII or the Shanghai Stock Exchange through the Shanghai-Hong Kong Stock Connect as of November 17, 2014, and the Shenzhen Stock Exchange through the Shenzhen-Hong Kong Stock Connect as of December 5, 2016. There

## Fund Summary

### KraneShares CICC China Leaders 100 Index ETF

is no indication as to how long the temporary exemption will remain in effect. Accordingly, the Fund may be subject to such taxes in the future. In addition, there is uncertainty as to the application and implementation of China's value added tax to the Fund's activities. The Fund reserves the right to establish a reserve for taxes which present uncertainty as to whether they will be assessed, although it currently does not do so. If the Fund establishes such a reserve but is not ultimately subject to these taxes, shareholders who redeemed or sold their shares while the reserve was in place will effectively bear the tax and may not benefit from the later release, if any, of the reserve. Conversely, if the Fund does not establish such a reserve but ultimately is subject to the tax, shareholders who redeemed or sold their shares prior to the tax being withheld, reserved or paid will have effectively avoided the tax. Investors should note that such provision, if any, may be excessive or inadequate to meet actual tax liabilities (which could include interest and penalties) on the Fund's investments. Any taxes imposed in connection with the Fund's activities will be borne by the Fund. As a result, investors may be advantaged or disadvantaged depending on the final rules of the relevant tax authorities.

**Capital Controls Risk.** Economic conditions, such as volatile currency exchange rates and interest rates, political events and other conditions may, without prior warning, lead to intervention by government actors and the imposition of "capital controls." Capital controls include the prohibition of, or restrictions on, the ability to transfer currency, securities or other assets. Levies may be placed on profits repatriated by foreign entities (such as the Fund). Although the RMB is not presently freely convertible, rather it is subject to the approval of the State Administration of Foreign Exchange ("SAFE") and other relevant authorities, repatriations by RQFIs or through the Stock Connect Programs are currently permitted daily and Chinese authorities have indicated their plans to move to a fully freely convertible RMB. There is no assurance, however, that repatriation restrictions will not be (re-)imposed in the future.

**Hong Kong Risk.** The economy of Hong Kong has few natural resources and any fluctuation or shortage in the commodity markets could have a significant adverse effect on the Hong Kong economy. Hong Kong is also heavily dependent on international trade and finance. Additionally, the continuation and success of the current political, economic, legal and social policies of Hong Kong is dependent on and subject to the control of the Chinese government. China may change its policies regarding Hong Kong at any time. Any such change may adversely affect market conditions and the performance of Chinese and Hong Kong issuers and, thus, the value of securities in the Fund's portfolio.

**Stock Connect Program Risk.** The Stock Connect Programs are subject to daily and aggregate quota limitations, and an investor cannot purchase and sell the same security on the same trading day, which may restrict the Fund's ability to invest in A-Shares through the Programs and to enter into or exit trades on a timely basis. The Shanghai and Shenzhen markets may be open at a time when the participating exchanges located outside of mainland China are not active, with the result that prices of A-Shares may fluctuate at times when the Fund is unable to add to or exit its positions. Only certain China A-Shares are eligible to be accessed through the Stock Connect Programs. Such securities may lose their eligibility at any time, in which case they could be sold but could no longer be purchased through the Stock Connect Programs. Because the Stock Connect Programs are still evolving, the actual effect on the market for trading A-Shares with the introduction of large numbers of foreign investors is still relatively unknown. Further, regulations or restrictions, such as limitations on redemptions or suspension of trading, may adversely impact the program. There is no guarantee that the participating exchanges will continue to support the Stock Connect Programs in the future.

## Fund Summary

### KraneShares CICC China Leaders 100 Index ETF

Investments in China A-Shares may not be covered by the securities investor protection programs of either exchange and, without the protection of such programs, will be subject to the risk of default by the broker. Because of the way in which China A-Shares are held in the Stock Connect Programs, the Fund may not be able to exercise the rights of a shareholder and may be limited in its ability to pursue claims against the issuer of a security, and may suffer losses in the event the depository of the Chinese exchange becomes insolvent.

**B-Shares Risk.** The China B-Share market is generally smaller, less liquid and has a smaller issuer base than the China A-Share market. The issuers that compose the B-Share market include a broad range of companies, including companies with large, medium and small capitalizations. Further, the B-Shares market may behave very differently from other portions of the Chinese equity markets, and there may be little to no correlation between the performance of the two.

**H-Shares Risk.** H-Shares are foreign securities which, in addition to the risks described herein, are subject to the risk that the Hong Kong stock market may behave very differently from the mainland Chinese stock market. There may be little to no correlation between the performance of the Hong Kong stock market and the mainland Chinese stock market.

**N-Shares Risk.** N-Shares are securities of companies with business operations in mainland China and listed on an American stock exchange, such as the NYSE or NASDAQ. Because companies issuing N-Shares have business operations in China, they are subject to certain political and economic risks in China. The American stock market may behave very differently from the mainland Chinese stock market, and there may be little to no correlation between the performance of the two.

**P-Chip Companies Risk.** P-Chip companies are often run by the private sector and have a majority of their business operations in mainland China. P-Chip shares are traded in Hong Kong dollars on the Hong Kong Stock Exchange, and may also be traded by foreigners. Because they are traded on the Hong Kong Stock Exchange, P-Chips are also subject to risks similar to those associated with investments in H Shares. They are also subject to risks affecting their jurisdiction of incorporation, including any legal or tax changes.

**Red Chip Companies Risk.** Red Chip companies are controlled, either directly or indirectly, by the central, provincial or municipal governments of the PRC. Red Chip shares are traded in Hong Kong dollars on the Hong Kong Stock Exchange and may also be traded by foreigners. Because Red Chip companies are controlled by various PRC governmental authorities, investing in Red Chips involves risks that political changes, social instability, regulatory uncertainty, adverse diplomatic developments, asset expropriation or nationalization, or confiscatory taxation could adversely affect the performance of Red Chip companies. Red Chip companies may be less efficiently run and less profitable than other companies.

**S-Chip Companies Risk.** The Fund may invest in shares of companies with business operations in mainland China and listed on the Singapore Exchange ("S-Chips"). S-Chip shares are issued by companies incorporated anywhere, but many are registered in Singapore, the British Virgin Islands, the Cayman Islands, or Bermuda. They are subject to risks affecting their jurisdiction of incorporation, including any legal or tax changes. S-Chip companies may or may not be owned at least in part by a Chinese central, provincial or municipal government and be subject to the types of risks that come with such ownership described herein. There may be little or no correlation between the performance of the Singapore stock market and the mainland Chinese stock market.

## Fund Summary

### KraneShares CICC China Leaders 100 Index ETF

**Equity Securities Risk.** The values of equity securities are subject to factors such as market fluctuations, changes in interest rates and perceived trends in stock prices. Equity securities may be more volatile than other asset classes and are generally subordinate in rank to debt and other securities of the same issuer.

**Emerging Markets Risk.** The Fund's investments in emerging markets are subject to greater risk of loss than investments in developed markets. This is due to, among other things, greater market volatility, greater risk of asset seizures and capital controls, lower trading volume, political and economic instability, greater risk of market shutdown, and more governmental limitations on foreign investments than typically found in developed markets. The economies of emerging markets, and China in particular, may be heavily reliant upon international trade and may suffer disproportionately if international trading declines or is disrupted.

**Foreign Securities Risk.** Investments in securities of non-U.S. issuers may be less liquid than investments in U.S. issuers, may have less governmental regulation and oversight, and are typically subject to different investor protection standards than U.S. issuers. Investments in non-U.S. securities entail the risk of loss due to foreign currency fluctuations and political or economic instability. Foreign market trading hours, clearance and settlement procedures, and holiday schedules may limit the Fund's ability to buy and sell securities. These factors could result in a loss to the Fund.

**Geographic Focus Risk.** The Fund's investments are expected to be focused in a particular country, countries, or region to the same extent as the Underlying Index and therefore the Fund may be susceptible to adverse market, political, regulatory, and geographic events affecting that country, countries or region. Such geographic focus also may subject the Fund to a higher degree of volatility than a more geographically diversified fund.

**Currency Risk.** The Fund's net asset value ("NAV") is determined on the basis of the U.S. dollar, therefore, the Fund may lose value if the local currency of a foreign market depreciates against the U.S. dollar, even if the local currency value of the Fund's holdings goes up. Currency exchange rates can be very volatile and can change quickly and unpredictably, which may adversely affect the Fund. The Fund may also be subject to delays in converting or transferring U.S. dollars to foreign currencies for the purpose of purchasing portfolio investments. This may hinder the Fund's performance, including because any delay could result in the Fund missing an investment opportunity and purchasing securities at a higher price than originally intended, or incurring cash drag.

**Non-Diversified Fund Risk.** Because the Fund is non-diversified and may invest a greater portion of its assets in fewer issuers than a diversified fund, changes in the market value of a single portfolio holding could cause greater fluctuations in the Fund's share price than would occur in a diversified fund. This may increase the Fund's volatility and cause the performance of a single portfolio holding or a relatively small number of portfolio holdings to have a greater impact on the Fund's performance.

**Concentration Risk.** The Fund's assets are expected to be concentrated in an industry or group of industries to the extent that the Underlying Index concentrates in a particular industry or group of industries. The securities of companies in an industry or group of industries could react similarly to market developments. Thus, the Fund is subject to loss due to adverse occurrences that affect one industry or group of industries or sector. While the Fund's sector and industry exposure is expected to vary over time based on the composition of the Underlying Index, the Fund is currently subject to the principal risks described below.



## Fund Summary

### KraneShares CICC China Leaders 100 Index ETF

**Consumer Discretionary Sector Risk.** The success of consumer product manufacturers and retailers is tied closely to the performance of the overall domestic and international economy, interest rates, competition and consumer confidence. Success depends heavily on disposable household income and consumer spending. Changes in demographics and consumer tastes can also affect the demand for, and success of, consumer products in the marketplace.

**Industrials Sector Risk.** The industrials sector may be affected by changes in the supply and demand for products and services, product obsolescence, claims for environmental damage or product liability and general economic conditions, among other factors. Government regulation will also affect the performance of investments in such industrials sector issuers, particularly aerospace and defense companies, which rely to a significant extent on government demand for their products and services. Transportation companies, another component of the industrials sector, are subject to sharp price movements resulting from changes in the economy, fuel prices, labor agreements and insurance costs.

**Materials Sector Risk.** The materials sector may be adversely impacted by the volatility of commodity prices, exchange rates, depletion of resources, over-production, litigation and government regulations, among other factors.

**ETF Risk.** As an ETF, the Fund is subject to the following risks:

**Authorized Participants Concentration Risk.** The Fund has a limited number of financial institutions that may act as Authorized Participants. To the extent they exit the business or are otherwise unable to proceed in creation and redemption transactions with the Fund and no other Authorized Participant is able to step forward to create or redeem, shares of the Fund may be more likely to trade at a premium or discount to NAV and possibly face trading halts or delisting. Authorized Participant concentration risk may be heightened for exchange-traded funds ("ETFs"), such as the Fund, that invest in securities issued by non-U.S. issuers or other securities or instruments that have lower trading volumes.

**Cash Transactions Risk.** Like other ETFs, the Fund sells and redeems its shares only in large blocks called Creation Units and only to "Authorized Participants." Unlike many other ETFs, however, the Fund expects to effect its creations and redemptions at least partially or fully for cash, rather than in-kind securities. Thus, an investment in the Fund may be less tax-efficient than an investment in other ETFs as the Fund may recognize a capital gain that it could have avoided by making redemptions in-kind. As a result, the Fund may pay out higher capital gains distributions than ETFs that redeem in-kind. Further, paying redemption proceeds in cash rather than through in-kind delivery of portfolio securities may require the Fund to dispose of or sell portfolio investments to obtain the cash needed to distribute redemption proceeds at an inopportune time.

**International Closed Market Trading Risk.** To the extent the Fund's investments trade in markets that are closed when the Fund and Exchange are open, there are likely to be deviations between current pricing of an underlying security and the prices at which the underlying securities are valued for purposes of the Fund's NAV. As a result, Shares may appear to trade at a significant discount or premium to NAV greater than those incurred by other ETFs. In addition, shareholders may not be able to purchase or redeem their shares of the Fund, or purchase or sell shares of the Fund on the Exchange, on days when the NAV of the Fund could be significantly affected by events in the relevant non-U.S. markets.

## Fund Summary

### KraneShares CICC China Leaders 100 Index ETF

**Premium/Discount Risk.** There may be times when the market price of the Fund's shares is more than the NAV intra-day (at a premium) or less than the NAV intra-day (at a discount). As a result, shareholders of the Fund may pay more than NAV when purchasing shares and receive less than NAV when selling Fund shares. This risk is heightened in times of market volatility or periods of steep market declines. In such market conditions, market or stop loss orders to sell Fund shares may be executed at prices well below NAV.

**Secondary Market Trading Risk.** Investors buying or selling shares in the secondary market will normally pay brokerage commissions, which are often a fixed amount and may be a significant proportional cost for investors buying or selling relatively small amounts of shares. Secondary market trading is subject to bid-ask spreads and trading in Fund shares may be halted by the Exchange because of market conditions or other reasons. If a trading halt occurs, a shareholder may temporarily be unable to purchase or sell shares of the Fund. In addition, although the Fund's shares are listed on the Exchange, there can be no assurance that an active trading market for shares will develop or be maintained or that the Fund's shares will continue to be listed.

**Small Fund Risk.** The Fund is small and does not yet have a significant number of shares outstanding. Small funds are at greater risk than larger funds of wider bid-ask spreads for its shares, trading at a greater premium or discount to NAV, liquidation and/or a stop to trading.

**Liquidity Risk.** The Fund's investments are subject to liquidity risk, which exists when an investment is or becomes difficult or impossible to purchase or sell at an advantageous time and price. If a transaction is particularly large or if the relevant market is or becomes illiquid, it may not be possible to initiate a transaction or liquidate a position, which may cause the Fund to suffer significant losses and difficulties in meeting redemptions. Liquidity risk may be the result of, among other things, market turmoil, the reduced number and capacity of traditional market participants, or the lack of an active trading market. Markets for securities or financial instruments could be disrupted by a number of events, including, but not limited to, an economic crisis, natural disasters, new legislation or regulatory changes inside or outside the U.S. Liquid investments may become less liquid after being purchased by the Fund, particularly during periods of market stress. In addition, if a number of securities held by the Fund stop trading, it may have a cascading effect and cause the Fund to halt trading. Volatility in market prices will increase the risk of the Fund being subject to a trading halt. Certain countries in which the Fund may invest may be subject to extended settlement delays and/or foreign holidays, during which the Fund will unlikely be able to convert holdings to cash.

**Small- and Mid-Capitalization Company Risk.** Investing in the securities of small and medium capitalization companies involves greater risk and the possibility of greater price volatility than investing in larger capitalization companies. Since small and medium-sized companies may have limited operating histories, product lines and financial resources, the securities of these companies may be less liquid and more volatile. They may also be sensitive to (expected) changes in interest rates and earnings.

**Large Capitalization Company Risk.** Large capitalization companies may be unable to respond quickly to new competitive challenges and attain the high growth rate of successful smaller companies, especially during extended periods of economic expansion. As such, returns on investments in stocks of large capitalization companies could trail the returns on investments in stocks of small and mid capitalization companies.

## Fund Summary

### KraneShares CICC China Leaders 100 Index ETF

**Passive Investment Risk.** There is no guarantee that the Underlying Index will create the desired exposure and the Fund is not actively managed. It does not seek to “beat” the Underlying Index or take temporary defensive positions when markets decline. Therefore, the Fund may purchase or hold securities with current or projected underperformance.

**Management Risk.** The Fund may not fully replicate the Underlying Index and may hold less than the total number of securities in the Underlying Index. Therefore, the Fund is subject to the risk that Krane’s security selection process may not produce the intended results.

**Tracking Error Risk.** The Fund’s return may not match or achieve a high degree of correlation with the return of the Underlying Index. This may be due to, among other factors, the Fund holding cash under certain circumstances in lieu of Underlying Index securities, such as when the Fund is subject to delays converting U.S. dollars into a foreign currency to purchase foreign securities and unable to invest in certain constituents of the Underlying Index due to regulatory constraints, trading suspensions, and legal restrictions imposed by foreign governments. To the extent that the Fund employs a representative sampling strategy or calculates its NAV based on fair value prices and the value of the Underlying Index is based on securities’ closing prices on local foreign markets, the Fund’s ability to track the Underlying Index may be adversely affected.

**Market Risk.** The values of the Fund’s holdings could decline generally or could underperform other investments. In addition, there is a risk that policy changes by the U.S. Government, Federal Reserve, and/or other government actors could cause volatility in global financial markets and negative sentiment, which could have a negative impact on the Fund and could result in losses. Geopolitical and other risks, including environmental and public health risks may add to instability in world economies and markets generally. Changes in value may be temporary or may last for extended periods. Further, the Fund is susceptible to the risk that certain investments may be difficult or impossible to sell at a favorable time or price. Market developments may also cause the Fund’s investments to become less liquid and subject to erratic price movements.

**High Portfolio Turnover Risk.** The Fund may incur high portfolio turnover rates, which may increase the Fund’s brokerage commission costs and negatively impact the Fund’s performance. Such portfolio turnover also may generate net short-term capital gains.

**Valuation Risk.** Independent market quotations for certain investments held by the Fund may not be readily available, and such investments may be fair valued or valued by a pricing service at an evaluated price. These valuations involve subjectivity and different market participants may assign different prices to the same investment. As a result, there is a risk that the Fund may not be able to sell an investment at the price assigned to the investment by the Fund. In addition, the securities in which the Fund invests may trade on days that the Fund does not price its shares; as a result, the value of Fund shares may change on days when investors cannot purchase or sell their Fund holdings.

**Tax Risk.** In order to qualify for the favorable tax treatment available to regulated investment companies, the Fund must satisfy certain income, asset diversification and distribution requirements each year. The Fund’s investments in issuers whose control persons are not certain creates a risk that tax authorities may retrospectively deem the Fund to have failed the asset diversification requirements. If the Fund were to fail the favorable tax treatment requirements, it would be taxed in the same manner as an ordinary corporation, which would adversely affect its performance.

**Depository Receipts Risk.** The Fund may hold the securities of foreign companies in the form of depository receipts, including American Depositary Receipts and Global Depositary Receipts.

## Fund Summary

### KraneShares CICC China Leaders 100 Index ETF

Investing in depositary receipts entails the risks associated with foreign investments, such as fluctuations in foreign currency exchange rates and political and economic risks distinct from those associated with investing in the securities of U.S. issuers. In addition, the value of the securities underlying the depositary receipts may change materially when the U.S. markets are not open for trading, which will affect the value of the depositary receipts.

**Derivatives Risk.** The use of derivatives (including swaps, futures, forwards, structured notes and options) may involve leverage, which includes risks that are different from, and greater than, the risks associated with investing directly in a reference asset, because a small investment in a derivative can result in a large impact on the Fund and may cause the Fund to be more volatile. Derivatives may at times be highly illiquid, and the Fund may not be able to close out or sell a derivative at a particular time or at an anticipated price. Derivatives can be difficult to value and valuation may be more difficult in times of market turmoil. There may be imperfect correlation between the derivative and that of the reference asset, resulting in unexpected returns that could materially adversely affect the Fund. Certain derivatives (such as swaps and options) are bi-lateral agreements that expose the Fund to counterparty risk, which is the risk of loss in the event that the counterparty to an agreement fails to make required payments or otherwise comply with the terms of derivative. In that case, the Fund may suffer losses potentially equal to, or greater than, the full value of the derivative if the counterparty fails to perform its obligations. That risk is generally thought to be greater with over-the-counter (OTC) derivatives than with derivatives that are exchange traded or centrally cleared. Counterparty risks are compounded by the fact that there are only a limited number of ways available to invest in certain reference assets and, therefore, there may be few counterparties to swaps or options based on those reference assets. Many derivatives are subject to segregation requirements that require the Fund to segregate the market or notional value of the derivatives, which could impede the portfolio management of the Fund.

**Investments in Investment Companies Risk.** The Fund may invest in other investment companies, including those that are advised, sponsored or otherwise serviced by Krane and/or its affiliates. The Fund will indirectly be exposed to the risks of investments by such funds and will incur its pro rata share of the underlying fund's expenses. Additionally, investments in ETFs are subject to ETF Risk. Krane is subject to conflicts of interest in allocating Fund assets to investment companies that are advised, sponsored or otherwise serviced by Krane and/or its affiliates. To the extent that the Fund invests in investment companies or other pooled investment vehicles that are not registered pursuant to the 1940 Act, including foreign investment companies, it will not enjoy the protections of the U.S. law.

**Securities Lending Risk.** To the extent the Fund lends its securities, it may be subject to the following risks: (1) the securities in which the collateral is invested may not perform sufficiently to cover the applicable rebate rates paid to borrowers and related administrative costs; (2) delays may occur in the recovery of securities from borrowers, which could interfere with the Fund's ability to vote proxies or to settle transactions; and (3) although borrowers of the Fund's securities typically provide collateral in the form of cash that is reinvested in securities, there is the risk of possible loss of rights in the collateral should the borrower fail financially.

**Cash and Cash Equivalents Risk.** The Fund may hold cash or cash equivalents. Generally, such positions offer less potential for gain than other investments. This is particularly true when the market for other investments in which the Fund may invest is rapidly rising. If the Fund holds cash uninvested it will be subject to the credit risk of the depositing institution holding the cash.

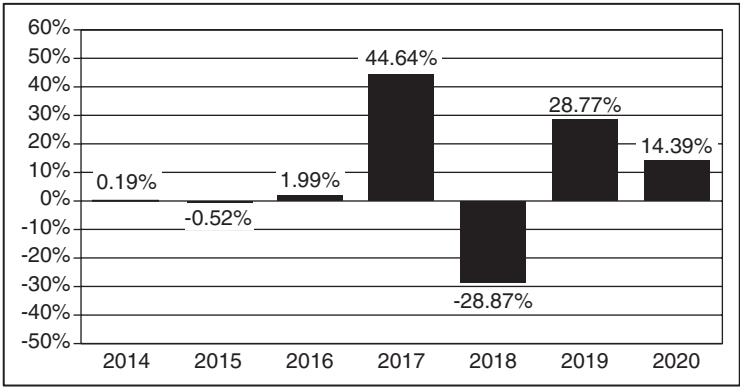
Fund Summary

KraneShares CICC China Leaders 100 Index ETF

Performance Information

The following bar chart and table illustrate the variability of the Fund's returns and indicate the risks of investing in the Fund by showing how the Fund's average annual total returns compare with those of a broad measure of market performance. All returns include the reinvestment of dividends and distributions. As always, please note that the Fund's past performance (before and after taxes) is not necessarily an indication of how it will perform in the future. In addition: (a) prior to December 1, 2015, a sub-adviser was responsible for day-to-day portfolio management of the Fund; and (b) the Fund previously changed the indexes whose performance it sought to track, before fees and expenses as detailed in the footnote to the Average Annual Total Returns table. Updated performance information is available at no cost by visiting [www.kraneshares.com](http://www.kraneshares.com).

Total Annual Returns For Calendar Years Ended December 31



As of June 30, 2021, the Fund's calendar year-to-date total return was -0.44%.

Best and Worst Quarter Returns (for the period reflected in the bar chart above)

	Return	Quarter Ended/Year
Highest Return. . . . .	26.64%	3/31/2019
Lowest Return . . . . .	-22.26%	9/30/2015

## Fund Summary

### KraneShares CICC China Leaders 100 Index ETF

#### Average Annual Total Returns for the periods ended December 31, 2020

KraneShares CICC China Leaders 100 Index ETF (previously known as the KraneShares Zacks New China ETF)	1 year	5 years	Since Inception (7-22-2013)
Return Before Taxes . . . . .	14.39%	11.16%	11.19%
Return After Taxes on Distributions . . . . .	13.73%	8.80%	9.21%
Return After Taxes on Distributions and Sale of Fund Shares . . . . .	9.06%	8.28%	8.56%
S&P 500 Index (Reflects no deduction for fees, expenses or taxes) . . . . .	18.40%	15.22%	13.54%
Hybrid KFYP Index (Net)* (Reflects reinvested dividends net of withholding taxes, but reflects no deduction for fees, expenses or other taxes) . . . . .	15.94%	10.62%	11.10%

\* The Hybrid KFYP Index (Net) consists of the CSI China Overseas Five-Year Plan Index from the inception of the Fund through June 1, 2016, the Zacks New China Index from June 1, 2016 through November 1, 2018, and the CSI CICC Select 100 Total Return Index going forward. From June 1, 2016 to November 1, 2018, the Fund was known as the KraneShares Zacks New China ETF and sought to provide investment results that, before fees and expenses, corresponded generally to the price and yield performance of the Zacks New China Index. Prior to June 1, 2016, the Fund was known as the KraneShares CSI New China ETF and sought to provide investment results that, before fees and expenses, corresponded generally to the price and yield performance of the CSI Overseas China Five-Year Plan Index. The Hybrid KFYP Index (Net) reflects the reinvestment of any cash distributions after deduction of any withholding tax, using the maximum rate applicable to non-resident institutional investors who do not benefit from double taxation treaties.

Average annual total returns are shown on a before- and after-tax basis for the Fund. After-tax returns for the Fund are calculated using the historical highest individual federal marginal income tax rates and do not reflect the impact of state and local taxes. Actual after-tax returns depend on an investor's tax situation and may differ from those shown. After-tax returns shown are not relevant to investors who hold shares through tax-deferred arrangements, such as 401(k) plans or individual retirement plans.

## Management

### Investment Adviser

Krane Funds Advisors, LLC serves as the investment adviser to the Fund.

### Portfolio Managers

James Maund, Head of Capital Markets at the Adviser, has served as the lead portfolio manager of the Fund since January 2020. Jonathan Shelon, Chief Operating Officer of the Adviser, also serves as a portfolio manager of the Fund. Mr. Shelon supports Mr. Maund and Krane's investment team for the Fund and has been a portfolio manager of the Fund since 2018.

## Purchase and Sale of Fund Shares

Shares may be purchased and redeemed from the Fund only in "Creation Units" of 50,000 shares, or multiples thereof. As a practical matter, only institutions and large investors, such as market makers or other large broker-dealers, purchase or redeem Creation Units. Most investors will buy and sell shares of the Fund on the Exchange. Individual shares can be bought and sold throughout the trading day like other publicly traded securities through a broker-dealer on the Exchange. These transactions do not involve the Fund. The price of an individual Fund share is based on market prices, which may

## Fund Summary

### KraneShares CICC China Leaders 100 Index ETF

be different from its NAV. As a result, the Fund's shares may trade at a price greater than the NAV (at a premium) or less than the NAV (at a discount). An investor may incur costs attributable to the difference between the highest price a buyer is willing to pay to purchase shares of the Fund (bid) and the lowest price a seller is willing to accept for shares of the Fund (ask) when buying or selling shares in the secondary market (the "bid-ask spread"). Most investors will incur customary brokerage commissions and charges when buying or selling shares of the Fund through a broker-dealer.

Recent information regarding the Fund, including its NAV, market price, premiums and discounts, and bid ask spreads, are available on the Fund's website at [www.kraneshares.com](http://www.kraneshares.com).

### Tax Information

Fund distributions are generally taxable as ordinary income, qualified dividend income or capital gains (or a combination), unless your investment is in an IRA or other tax-advantaged retirement account, which may be taxable upon withdrawal.

### Payments to Broker-Dealers and Other Financial Intermediaries

If you purchase Fund shares through a broker-dealer or other financial intermediary (such as a bank), the Fund and its related companies may pay the intermediary for the sale of Fund shares and related services. These payments may create a conflict of interest by influencing the broker-dealer or other intermediary and your sales person to recommend the Fund over another investment. Ask your sales person or visit your financial intermediary's website for more information.

Fund Summary

KraneShares CSI China Internet ETF

Investment Objective

The KraneShares CSI China Internet ETF (the “Fund”) seeks to provide investment results that, before fees and expenses, correspond generally to the price and yield performance of a specific foreign equity securities index. The Fund’s current index is the CSI Overseas China Internet Index (the “Underlying Index”).

Fees and Expenses of the Fund

The following table describes the fees and expenses you may pay if you buy, hold and sell shares of the Fund. You may pay other fees, such as brokerage commissions and other fees to financial intermediaries, which are not reflected in the tables and examples below.

Shareholder Fees (fees paid directly from your investment) . . . . .	None
Annual Fund Operating Expenses	
(expenses that you pay each year as a percentage of the value of your investment)	
Management Fees . . . . .	0.68%
Distribution and/or Service (12b-1) Fees* . . . . .	0.00%
Other Expenses** . . . . .	0.02%
Total Annual Fund Operating Expenses. . . . .	0.70%

\* Pursuant to a Distribution Plan, the Fund may bear a Rule 12b-1 fee not to exceed 0.25% per year of the Fund’s average daily net assets. However, no such fee is currently paid by the Fund, and the Board of Trustees has not currently approved the commencement of any payments under the Distribution Plan.

\*\* Although the Fund’s investment adviser, Krane Funds Advisors, LLC (“Krane” or “Adviser”) receives 10% of the net revenue generated by the Fund’s securities lending activities and such amount is included in “Other Expenses,” the Fund receives 90% of such net revenues. Please see the “Management” section of the Prospectus for more information.

Example

This Example is intended to help you compare the cost of investing in the Fund with the cost of investing in other funds. The Example assumes that you invest \$10,000 in the Fund for the time periods indicated. The Example also assumes that your investment has a 5% return each year and that the Fund’s operating expenses remain the same. Although your actual costs may be higher or lower, based on these assumptions, whether you do or do not sell your shares, your costs would be:

1 Year	3 Years	5 Years	10 Years
\$72	\$224	\$390	\$871

Portfolio Turnover

The Fund pays transaction costs, such as commissions, when it buys and sells securities (or “turns over” its portfolio). A higher portfolio turnover rate may indicate higher transaction costs and may result in higher taxes when Fund shares are held in a taxable account. These costs, which are not reflected in the Annual Fund Operating Expenses or in the Example, affect the Fund’s performance. During the most recent fiscal year, the Fund’s portfolio turnover rate was 89% of the average value of its portfolio. This rate excludes the value of portfolio securities received or delivered as a result of in-kind creations or redemptions of the Fund’s shares.



## Fund Summary

### KraneShares CSI China Internet ETF

#### Principal Investment Strategies

Under normal circumstances, the Fund invests at least 80% of its total assets in equity securities of the Underlying Index and in depositary receipts representing such securities. The Underlying Index is designed to measure the equity market performance of investable publicly traded “China-based companies” whose primary business or businesses are in the Internet and Internet-related sectors (“China Internet Companies”) (as defined below), and are listed outside of mainland China, as determined by the index provider, China Securities Index Co., Ltd. (“Index Provider”).

- The Index Provider defines China-based companies as those that: (i) are incorporated in mainland China; (ii) have their headquarters in mainland China; or (iii) derive at least 50% of its revenue from goods produced or sold, or services performed, in mainland China.
- China Internet Companies include, but are not limited to, companies that develop and market Internet software and/or provide Internet services; manufacture home entertainment software and educational software for home use; provide retail or commercial services primarily through the Internet; and develop and market mobile Internet software and/or provide mobile Internet services.

The Underlying Index excludes securities that during the past year had a daily average trading value of less than \$3 million or a daily average market cap of less than \$2 billion. Constituents of the Underlying Index are ranked by free-float market capitalization in U.S. Dollars and then weighted so that no constituent exceeds 10% at each rebalance. Under normal circumstances, the Fund invests at least 80% of its net assets, plus the amount of any borrowings for investment purposes, in securities of China Internet Companies.

The Fund may invest up to 20% of its assets in instruments that are not included in the Underlying Index, but that Krane believes will help the Fund track the Underlying Index. These investments may include equity securities and depositary receipts of issuers whose securities are not constituents of the Underlying Index, derivative instruments (including swaps, futures, forwards, structured notes and options), other investment companies (including exchange traded funds or “ETFs”) and cash or cash equivalents (including money market funds). The other investment companies in which the Fund may invest may be advised, sponsored or otherwise serviced by Krane and/or its affiliates.

The following China-related securities may be included in the Underlying Index and/or represent investments of the Fund:

- *China A-Shares*, which are shares of companies incorporated in mainland China that are traded on the Chinese exchanges and denominated in domestic renminbi. China A-Shares are primarily purchased and sold in the domestic Chinese market. To the extent the Fund invests in China A-Shares, it expects to do so through the trading and clearing facilities of a participating exchange located outside of mainland China (“Stock Connect Programs”). A Renminbi Qualified Foreign Institutional Investor (“RQFII”) or Qualified Foreign Institutional Investor (“QFII”) license may also be acquired to invest directly in China A-Shares.
- *China B-Shares*, which are shares of companies listed on the Shanghai or Shenzhen Stock Exchange but quoted and traded in foreign currencies (such as Hong Kong Dollars or U.S. Dollars), which were primarily created for trading by foreign investors.
- *China H-Shares*, which are shares of companies incorporated in mainland China and listed on the Hong Kong Stock Exchange (“H-Shares”), where they are traded in Hong Kong dollars and may be traded by foreign investors.

## Fund Summary

### KraneShares CSI China Internet ETF

- *China N-Shares*, which are shares of companies with business operations in mainland China and listed on an American stock exchange, such as NYSE or NASDAQ (“N-Shares”).
- *P-Chips*, which are shares of private sector companies with a majority of their business operations in mainland China and controlling private Chinese shareholders, which are incorporated outside of mainland China and traded on the Hong Kong Stock Exchange in Hong Kong dollars.
- *Red Chips*, which are shares of companies with a majority of their business operations in mainland China and controlled by the central, provincial or municipal governments of the PRC, whose shares are traded on the Hong Kong Stock Exchange in Hong Kong dollars.
- *S-Chips*, which are shares of companies with business operations in mainland China and listed on the Singapore Exchange. S-Chip shares are issued by companies incorporated anywhere, but many are registered in Singapore, the British Virgin Islands, the Cayman Islands, or Bermuda.

Although the Fund reserves the right to replicate (or hold all constituents of) the Underlying Index, the Fund expects to use representative sampling to track the Underlying Index. “Representative sampling” is a strategy that involves investing in a representative sample of securities that collectively have an investment profile similar to the Underlying Index.

As of May 31, 2021, the Underlying Index was comprised of 42 securities of companies with a market capitalization range of approximately \$1,507 million to \$764.2 billion and an average market capitalization of approximately \$60.4 billion. The Underlying Index is rebalanced and reconstituted semi-annually.

The Fund is non-diversified. To the extent the Underlying Index is concentrated in a particular industry, the Fund is expected to be concentrated in that industry. As of May 31, 2021, issuers in the Information Technology sector (53.6%) and Consumer Discretionary sector (30.8%) represented significant portions of the Underlying Index.

The Fund may engage in securities lending.

### Principal Risks

As with all ETFs, a shareholder of the Fund is subject to the risk that his or her investment could lose money. The Fund may not achieve its investment objective and an investment in the Fund is not by itself a complete or balanced investment program. An investment in the Fund is not a deposit with a bank and is not insured or guaranteed by the Federal Deposit Insurance Corporation or any other government agency. An investment in the Fund involves the risk of total loss. In addition to these risks, the Fund is subject to a number of additional principal risks that may affect the value of its shares, including:

**China Risk.** The Chinese economy is generally considered an emerging market and can be significantly affected by economic and political conditions in China and surrounding Asian countries. China may be subject to considerable degrees of economic, political and social instability. In addition, the Chinese economy is export-driven and highly reliant on trading with key partners. A downturn in the economies of China’s primary trading partners could slow or eliminate the growth of the Chinese economy and adversely impact the Fund’s investments. The Chinese government strictly regulates the payment of foreign currency denominated obligations and sets monetary policy. The Chinese government may introduce new laws and regulations that could have an adverse effect on the Fund. Although China has begun the process of privatizing certain sectors of its economy, privatized entities may lose money and/or be re-nationalized.

## Fund Summary

### KraneShares CSI China Internet ETF

In the Chinese securities markets, a small number of issuers may represent a large portion of the entire market. The Chinese securities markets are subject to more frequent trading halts, low trading volume and price volatility. Recent developments in relations between the United States and China have heightened concerns of increased tariffs and restrictions on trade between the two countries. An increase in tariffs or trade restrictions, or even the threat of such developments, could lead to a significant reduction in international trade, which could have a negative impact on China's export industry and a commensurately negative impact on the Fund.

In recent years, Chinese entities have incurred significant levels of debt and Chinese financial institutions currently hold relatively large amounts of non-performing debt. Thus, there exists a possibility that widespread defaults could occur, which could trigger a financial crisis, freeze Chinese debt and finance markets and make Chinese securities illiquid.

In addition, trade relations between the U.S. and China have recently been strained. Worsening trade relations between the two countries could adversely impact the Fund, particularly to the extent that the Chinese government restricts foreign investments in on-shore Chinese companies or the U.S. government restricts investments by U.S. investors in China. Worsening trade relations may also result in market volatility and volatility in the price of Fund shares.

Disclosure and regulatory standards in emerging market countries, such as China, are in many respects less stringent than U.S. standards. There is substantially less publicly available information about Chinese issuers than there is about U.S. issuers.

**A-Shares Risk.** A-Shares are issued by companies incorporated in mainland China and are traded on Chinese exchanges. Investments in A-Shares are made available to domestic Chinese investors and certain foreign investors, including those who have been approved as a QFII or a RQFII and through the Stock Connect Programs, which currently include the Shanghai-Hong Kong Stock Connect, Shenzhen-Hong Kong Stock Connect, Shanghai-London Stock Connect, and China-Japan Stock Connect. Investments by foreign investors in A-Shares are subject to various restrictions, regulations and limits. The Fund currently intends to gain exposure to A-Shares through the Stock Connect Programs. The Fund may also gain exposure to A-Shares by investing in investments that provide exposure to A-Shares, such as other investment companies, or Krane may acquire a QFII or RQFII license to invest in A-Shares for the Fund. Investments in A-Shares are heavily regulated and the recoupment and repatriation of assets invested in A-Shares is subject to restrictions by the Chinese government. A-Shares may be subject to frequent and widespread trading halts and may become illiquid. This could cause volatility in the Fund's share price and subject the Fund to a greater risk of trading halts.

**Custody Risks.** In accordance with Chinese regulations and the terms of a QFII or RQFII license, as applicable, and insofar as Krane acquires a QFII or RQFII license, A-Shares will be held in the joint names of the Fund and Krane. While Krane may not use such an account for any purpose other than for maintaining the Fund's assets, the Fund's assets may not be as well protected as they would be if it were possible for them to be registered and held solely in the name of the Fund. There is a risk that creditors of Krane may assert that the securities are owned by Krane and that regulatory actions taken against Krane may affect the Fund. The risk is particularly acute in the case of cash deposited with a People's Republic of China ("PRC") sub-custodian ("PRC Custodian") because it may not be segregated, and it may be treated as a debt owing from the PRC Custodian to the Fund as a depositor. Thus, in the event of a PRC Custodian bankruptcy, liquidation, or similar event, the Fund may face difficulties and/or encounter delays in recovering its cash.

## Fund Summary

### KraneShares CSI China Internet ETF

**Tax Risk.** Per a circular (Caishui [2014] 79), the Fund is temporarily exempt from the Chinese tax on capital gains on trading in A-Shares as a QFII or RQFII or the Shanghai Stock Exchange through the Shanghai-Hong Kong Stock Connect as of November 17, 2014, and the Shenzhen Stock Exchange through the Shenzhen-Hong Kong Stock Connect as of December 5, 2016. There is no indication as to how long the temporary exemption will remain in effect. Accordingly, the Fund may be subject to such taxes in the future. In addition, there is uncertainty as to the application and implementation of China's value added tax to the Fund's activities. The Fund reserves the right to establish a reserve for taxes which present uncertainty as to whether they will be assessed, although it currently does not do so. If the Fund establishes such a reserve but is not ultimately subject to these taxes, shareholders who redeemed or sold their shares while the reserve was in place will effectively bear the tax and may not benefit from the later release, if any, of the reserve. Conversely, if the Fund does not establish such a reserve but ultimately is subject to the tax, shareholders who redeemed or sold their shares prior to the tax being withheld, reserved or paid will have effectively avoided the tax. Investors should note that such provision, if any, may be excessive or inadequate to meet actual tax liabilities (which could include interest and penalties) on the Fund's investments. Any taxes imposed in connection with the Fund's activities will be borne by the Fund. As a result, investors may be advantaged or disadvantaged depending on the final rules of the relevant tax authorities.

**Capital Controls Risk.** Economic conditions, such as volatile currency exchange rates and interest rates, political events and other conditions may, without prior warning, lead to intervention by government actors and the imposition of "capital controls." Capital controls include the prohibition of, or restrictions on, the ability to transfer currency, securities or other assets. Levies may be placed on profits repatriated by foreign entities (such as the Fund). Although the RMB is not presently freely convertible, rather it is subject to the approval of the State Administration of Foreign Exchange ("SAFE") and other relevant authorities, repatriations by RQFIIs or through the Stock Connect Programs are currently permitted daily and Chinese authorities have indicated their plans to move to a fully freely convertible RMB. There is no assurance, however, that repatriation restrictions will not be (re-)imposed in the future.

**Hong Kong Risk.** The economy of Hong Kong has few natural resources and any fluctuation or shortage in the commodity markets could have a significant adverse effect on the Hong Kong economy. Hong Kong is also heavily dependent on international trade and finance. Additionally, the continuation and success of the current political, economic, legal and social policies of Hong Kong is dependent on and subject to the control of the Chinese government. China may change its policies regarding Hong Kong at any time. Any such change may adversely affect market conditions and the performance of Chinese and Hong Kong issuers and, thus, the value of securities in the Fund's portfolio.

**Stock Connect Program Risk.** The Stock Connect Programs are subject to daily and aggregate quota limitations, and an investor cannot purchase and sell the same security on the same trading day, which may restrict the Fund's ability to invest in A-Shares through the Programs and to enter into or exit trades on a timely basis. The Shanghai and Shenzhen markets may be open at a time when the participating exchanges located outside of mainland China are not active, with the result that prices of A-Shares may fluctuate at times when the Fund is unable to add to or exit its positions. Only certain China A-Shares are eligible to be accessed through the Stock Connect Programs. Such securities may lose their eligibility at any time, in which case they could be sold but could no longer be purchased through the Stock Connect Programs. Because the Stock Connect Programs are still evolving, the actual effect on the market for trading A-Shares with the introduction of large numbers

## Fund Summary

### KraneShares CSI China Internet ETF

of foreign investors is still relatively unknown. Further, regulations or restrictions, such as limitations on redemptions or suspension of trading, may adversely impact the program. There is no guarantee that the participating exchanges will continue to support the Stock Connect Programs in the future.

Investments in China A-Shares may not be covered by the securities investor protection programs of either exchange and, without the protection of such programs, will be subject to the risk of default by the broker. Because of the way in which China A-Shares are held in the Stock Connect Programs, the Fund may not be able to exercise the rights of a shareholder and may be limited in its ability to pursue claims against the issuer of a security, and may suffer losses in the event the depository of the Chinese exchange becomes insolvent.

**B-Shares Risk.** The China B-Share market is generally smaller, less liquid and has a smaller issuer base than the China A-Share market. The issuers that compose the B-Share market include a broad range of companies, including companies with large, medium and small capitalizations. Further, the B-Shares market may behave very differently from other portions of the Chinese equity markets, and there may be little to no correlation between the performance of the two.

**H-Shares Risk.** H-Shares are foreign securities which, in addition to the risks described herein, are subject to the risk that the Hong Kong stock market may behave very differently from the mainland Chinese stock market. There may be little to no correlation between the performance of the Hong Kong stock market and the mainland Chinese stock market.

**N-Shares Risk.** N-Shares are securities of companies with business operations in mainland China and listed on an American stock exchange, such as the NYSE or NASDAQ. Because companies issuing N-Shares have business operations in China, they are subject to certain political and economic risks in China. The American stock market may behave very differently from the mainland Chinese stock market, and there may be little to no correlation between the performance of the two.

**P-Chip Companies Risk.** P-Chip companies are often run by the private sector and have a majority of their business operations in mainland China. P-Chip shares are traded in Hong Kong dollars on the Hong Kong Stock Exchange, and may also be traded by foreigners. Because they are traded on the Hong Kong Stock Exchange, P-Chips are also subject to risks similar to those associated with investments in H Shares. They are also subject to risks affecting their jurisdiction of incorporation, including any legal or tax changes.

**Red Chip Companies Risk.** Red Chip companies are controlled, either directly or indirectly, by the central, provincial or municipal governments of the PRC. Red Chip shares are traded in Hong Kong dollars on the Hong Kong Stock Exchange and may also be traded by foreigners. Because Red Chip companies are controlled by various PRC governmental authorities, investing in Red Chips involves risks that political changes, social instability, regulatory uncertainty, adverse diplomatic developments, asset expropriation or nationalization, or confiscatory taxation could adversely affect the performance of Red Chip companies. Red Chip companies may be less efficiently run and less profitable than other companies.

**S-Chip Companies Risk.** The Fund may invest in shares of companies with business operations in mainland China and listed on the Singapore Exchange ("S-Chips"). S-Chip shares are issued by companies incorporated anywhere, but many are registered in Singapore, the British Virgin Islands, the Cayman Islands, or Bermuda. They are subject to risks affecting their jurisdiction of incorporation, including any legal or tax changes. S-Chip companies may or may not be owned at least in part by a Chinese central, provincial or municipal government and be subject to the types of

## Fund Summary

### KraneShares CSI China Internet ETF

risks that come with such ownership described herein. There may be little or no correlation between the performance of the Singapore stock market and the mainland Chinese stock market.

**Internet Companies Risk.** Investments in Internet companies may be volatile. Internet companies are subject to intense competition, the risk of product obsolescence, changes in consumer preferences and legal, regulatory and political changes. They are also especially at risk of hacking and other cybersecurity events. In addition, it can be difficult to determine what qualifies as an Internet company.

**Equity Securities Risk.** The values of equity securities are subject to factors such as market fluctuations, changes in interest rates and perceived trends in stock prices. Equity securities may be more volatile than other asset classes and are generally subordinate in rank to debt and other securities of the same issuer.

**Emerging Markets Risk.** The Fund's investments in emerging markets are subject to greater risk of loss than investments in developed markets. This is due to, among other things, greater market volatility, greater risk of asset seizures and capital controls, lower trading volume, political and economic instability, greater risk of market shutdown, and more governmental limitations on foreign investments than typically found in developed markets. The economies of emerging markets, and China in particular, may be heavily reliant upon international trade and may suffer disproportionately if international trading declines or is disrupted.

**Foreign Securities Risk.** Investments in securities of non-U.S. issuers may be less liquid than investments in U.S. issuers, may have less governmental regulation and oversight, and are typically subject to different investor protection standards than U.S. issuers. Investments in non-U.S. securities entail the risk of loss due to foreign currency fluctuations and political or economic instability. Foreign market trading hours, clearance and settlement procedures, and holiday schedules may limit the Fund's ability to buy and sell securities. These factors could result in a loss to the Fund.

**Geographic Focus Risk.** The Fund's investments are expected to be focused in a particular country, countries, or region to the same extent as the Underlying Index and therefore the Fund may be susceptible to adverse market, political, regulatory, and geographic events affecting that country, countries or region. Such geographic focus also may subject the Fund to a higher degree of volatility than a more geographically diversified fund.

**Currency Risk.** The Fund's net asset value ("NAV") is determined on the basis of the U.S. dollar, therefore, the Fund may lose value if the local currency of a foreign market depreciates against the U.S. dollar, even if the local currency value of the Fund's holdings goes up. Currency exchange rates can be very volatile and can change quickly and unpredictably, which may adversely affect the Fund. The Fund may also be subject to delays in converting or transferring U.S. dollars to foreign currencies for the purpose of purchasing portfolio investments. This may hinder the Fund's performance, including because any delay could result in the Fund missing an investment opportunity and purchasing securities at a higher price than originally intended, or incurring cash drag.

**Non-Diversified Fund Risk.** Because the Fund is non-diversified and may invest a greater portion of its assets in fewer issuers than a diversified fund, changes in the market value of a single portfolio holding could cause greater fluctuations in the Fund's share price than would occur in a diversified fund. This may increase the Fund's volatility and cause the performance of a single portfolio holding or a relatively small number of portfolio holdings to have a greater impact on the Fund's performance.

## Fund Summary

### KraneShares CSI China Internet ETF

**Concentration Risk.** The Fund's assets are expected to be concentrated in an industry or group of industries to the extent that the Underlying Index concentrates in a particular industry or group of industries. The securities of companies in an industry or group of industries could react similarly to market developments. Thus, the Fund is subject to loss due to adverse occurrences that affect one industry or group of industries or sector. While the Fund's sector and industry exposure is expected to vary over time based on the composition of the Underlying Index, the Fund is currently subject to the principal risks described below.

**Consumer Discretionary Sector Risk.** The success of consumer product manufacturers and retailers is tied closely to the performance of the overall domestic and international economy, interest rates, competition and consumer confidence. Success depends heavily on disposable household income and consumer spending. Changes in demographics and consumer tastes can also affect the demand for, and success of, consumer products in the marketplace.

**Information Technology Sector Risk.** Market or economic factors impacting information technology companies and companies that rely heavily on technology advances could have a major effect on the value of stocks in the information technology sector. The value of stocks of technology companies and companies that rely heavily on technology is particularly vulnerable to rapid changes in technology product cycles, rapid product obsolescence, government regulation and competition, both domestically and internationally, including competition from competitors with lower production costs. Information technology companies and companies that rely heavily on technology, especially those of smaller, less-seasoned companies, tend to be more volatile than the overall market. Information technology companies are heavily dependent on patent and intellectual property rights, the loss or impairment of which may adversely affect profitability. Additionally, companies in the information technology sector may face dramatic and often unpredictable changes in growth rates and competition for the services of qualified personnel.

**ETF Risk.** As an ETF, the Fund is subject to the following risks:

**Authorized Participants Concentration Risk.** The Fund has a limited number of financial institutions that may act as Authorized Participants. To the extent they exit the business or are otherwise unable to proceed in creation and redemption transactions with the Fund and no other Authorized Participant is able to step forward to create or redeem, shares of the Fund may be more likely to trade at a premium or discount to NAV and possibly face trading halts or delisting. Authorized Participant concentration risk may be heightened for exchange-traded funds ("ETFs"), such as the Fund, that invest in securities issued by non-U.S. issuers or other securities or instruments that have lower trading volumes.

**Cash Transaction Risk.** Like other ETFs, the Fund sells and redeems its shares only in large blocks called Creation Units and only to "Authorized Participants." Unlike many other ETFs, however, the Fund expects to effect its creations and redemptions at least partially or fully for cash, rather than in-kind securities. Thus, an investment in the Fund may be less tax-efficient than an investment in other ETFs as the Fund may recognize a capital gain that it could have avoided by making redemptions in-kind. As a result, the Fund may pay out higher capital gains distributions than ETFs that redeem in-kind. Further, paying redemption proceeds in cash rather than through in-kind delivery of portfolio securities may require the Fund to dispose of or sell portfolio investments to obtain the cash needed to distribute redemption proceeds at an inopportune time.

**International Closed Market Trading Risk.** To the extent the Fund's investments trade in markets that are closed when the Fund and Exchange are open, there are likely to be deviations



## Fund Summary

### KraneShares CSI China Internet ETF

between current pricing of an underlying security and the prices at which the underlying securities are valued for purposes of the Fund's NAV. As a result, Shares may appear to trade at a significant discount or premium to NAV greater than those incurred by other ETFs. In addition, shareholders may not be able to purchase or redeem their shares of the Fund, or purchase or sell shares of the Fund on the Exchange, on days when the NAV of the Fund could be significantly affected by events in the relevant non-U.S. markets.

**Premium/Discount Risk.** There may be times when the market price of the Fund's shares is more than the NAV intra-day (at a premium) or less than the NAV intra-day (at a discount). As a result, shareholders of the Fund may pay more than NAV when purchasing shares and receive less than NAV when selling Fund shares. This risk is heightened in times of market volatility or periods of steep market declines. In such market conditions, market or stop-loss orders to sell Fund shares may be executed at prices well below NAV.

**Secondary Market Trading Risk.** Investors buying or selling shares in the secondary market will normally pay brokerage commissions, which are often a fixed amount and may be a significant proportional cost for investors buying or selling relatively small amounts of shares. Secondary market trading is subject to bid-ask spreads and trading in Fund shares may be halted by the Exchange because of market conditions or other reasons. If a trading halt occurs, a shareholder may temporarily be unable to purchase or sell shares of the Fund. In addition, although the Fund's shares are listed on the Exchange, there can be no assurance that an active trading market for shares will develop or be maintained or that the Fund's shares will continue to be listed.

**Liquidity Risk.** The Fund's investments are subject to liquidity risk, which exists when an investment is or becomes difficult or impossible to purchase or sell at an advantageous time and price. If a transaction is particularly large or if the relevant market is or becomes illiquid, it may not be possible to initiate a transaction or liquidate a position, which may cause the Fund to suffer significant losses and difficulties in meeting redemptions. Liquidity risk may be the result of, among other things, market turmoil, the reduced number and capacity of traditional market participants, or the lack of an active trading market. Markets for securities or financial instruments could be disrupted by a number of events, including, but not limited to, an economic crisis, natural disasters, new legislation or regulatory changes inside or outside the U.S. Liquid investments may become less liquid after being purchased by the Fund, particularly during periods of market stress. In addition, if a number of securities held by the Fund stop trading, it may have a cascading effect and cause the Fund to halt trading. Volatility in market prices will increase the risk of the Fund being subject to a trading halt. Certain countries in which the Fund may invest may be subject to extended settlement delays and/or foreign holidays, during which the Fund will unlikely be able to convert holdings to cash.

**Small- and Mid-Capitalization Company Risk.** Investing in the securities of small and medium capitalization companies involves greater risk and the possibility of greater price volatility than investing in larger capitalization companies. Since small and medium-sized companies may have limited operating histories, product lines and financial resources, the securities of these companies may be less liquid and more volatile. They may also be sensitive to (expected) changes in interest rates and earnings.

**Large Capitalization Company Risk.** Large capitalization companies may be unable to respond quickly to new competitive challenges and attain the high growth rate of successful smaller companies, especially during extended periods of economic expansion. As such, returns on investments in stocks of large capitalization companies could trail the returns on investments in stocks of small and mid capitalization companies.



## Fund Summary

### KraneShares CSI China Internet ETF

**Passive Investment Risk.** There is no guarantee that the Underlying Index will create the desired exposure and the Fund is not actively managed. It does not seek to “beat” the Underlying Index or take temporary defensive positions when markets decline. Therefore, the Fund may purchase or hold securities with current or projected underperformance.

**Management Risk.** The Fund may not fully replicate the Underlying Index and may hold less than the total number of securities in the Underlying Index. Therefore, the Fund is subject to the risk that the Adviser’s security selection process may not produce the intended results.

**Tracking Error Risk.** The Fund’s return may not match or achieve a high degree of correlation with the return of the Underlying Index. This may be due to, among other factors, the Fund holding cash under certain circumstances in lieu of Underlying Index securities, such as when the Fund is subject to delays converting U.S. dollars into a foreign currency to purchase foreign securities and unable to invest in certain constituents of the Underlying Index due to regulatory constraints, trading suspensions, and legal restrictions imposed by foreign governments. To the extent that the Fund employs a representative sampling strategy or calculates its NAV based on fair value prices and the value of the Underlying Index is based on securities’ closing prices on local foreign markets, the Fund’s ability to track the Underlying Index may be adversely affected.

**Market Risk.** The values of the Fund’s holdings could decline generally or could underperform other investments. In addition, there is a risk that policy changes by the U.S. Government, Federal Reserve, and/or other government actors could cause volatility in global financial markets and negative sentiment, which could have a negative impact on the Fund and could result in losses. Geopolitical and other risks, including environmental and public health risks may add to instability in world economies and markets generally. Changes in value may be temporary or may last for extended periods. Further, the Fund is susceptible to the risk that certain investments may be difficult or impossible to sell at a favorable time or price. Market developments may also cause the Fund’s investments to become less liquid and subject to erratic price movements.

**Valuation Risk.** Independent market quotations for certain investments held by the Fund may not be readily available, and such investments may be fair valued or valued by a pricing service at an evaluated price. These valuations involve subjectivity and different market participants may assign different prices to the same investment. As a result, there is a risk that the Fund may not be able to sell an investment at the price assigned to the investment by the Fund. In addition, the securities in which the Fund invests may trade on days that the Fund does not price its shares; as a result, the value of Fund shares may change on days when investors cannot purchase or sell their Fund holdings.

**Tax Risk.** In order to qualify for the favorable tax treatment available to regulated investment companies, the Fund must satisfy certain income, asset diversification and distribution requirements each year. The Fund’s investments in issuers whose control persons are not certain creates a risk that tax authorities may retrospectively deem the Fund to have failed the asset diversification requirements. If the Fund were to fail the favorable tax treatment requirements, it would be taxed in the same manner as an ordinary corporation, which would adversely affect its performance.

**Depository Receipts Risk.** The Fund may hold the securities of foreign companies in the form of depository receipts, including American Depository Receipts and Global Depository Receipts. Investing in depository receipts entails the risks associated with foreign investments, such as fluctuations in foreign currency exchange rates and political and economic risks distinct from those

## Fund Summary

### KraneShares CSI China Internet ETF

associated with investing in the securities of U.S. issuers. In addition, the value of the securities underlying the depositary receipts may change materially when the U.S. markets are not open for trading, which will affect the value of the depositary receipts.

**Derivatives Risk.** The use of derivatives (including swaps, futures, forwards, structured notes and options) may involve leverage, which includes risks that are different from, and greater than, the risks associated with investing directly in a reference asset, because a small investment in a derivative can result in a large impact on the Fund and may cause the Fund to be more volatile. Derivatives may at times be highly illiquid, and the Fund may not be able to close out or sell a derivative at a particular time or at an anticipated price. Derivatives can be difficult to value and valuation may be more difficult in times of market turmoil. There may be imperfect correlation between the derivative and that of the reference asset, resulting in unexpected returns that could materially adversely affect the Fund. Certain derivatives (such as swaps and options) are bi-lateral agreements that expose the Fund to counterparty risk, which is the risk of loss in the event that the counterparty to an agreement fails to make required payments or otherwise comply with the terms of derivative. In that case, the Fund may suffer losses potentially equal to, or greater than, the full value of the derivative if the counterparty fails to perform its obligations. That risk is generally thought to be greater with over-the-counter (OTC) derivatives than with derivatives that are exchange traded or centrally cleared. Counterparty risks are compounded by the fact that there are only a limited number of ways available to invest in certain reference assets and, therefore, there may be few counterparties to swaps or options based on those reference assets. Many derivatives are subject to segregation requirements that require the Fund to segregate the market or notional value of the derivatives, which could impede the portfolio management of the Fund.

**IPO Risk.** Securities issued in IPOs have no trading history, and information about the companies may be available for very limited periods. In addition, the prices of securities sold in IPOs may be highly volatile. At any particular time or from time to time, the Fund may not be able to invest in securities issued in IPOs, or invest to the extent desired, because, for example, only a small portion (if any) of the securities being offered in an IPO may be available to the Fund. In addition, as the Fund increases in size, the impact of IPOs on the Fund's performance will generally decrease.

**Investments in Investment Companies Risk.** The Fund may invest in other investment companies, including those that are advised, sponsored or otherwise serviced by Krane and/or its affiliates. The Fund will indirectly be exposed to the risks of investments by such funds and will incur its pro rata share of the underlying fund's expenses. Additionally, investments in ETFs are subject to ETF Risk. Krane is subject to conflicts of interest in allocating Fund assets to investment companies that are advised, sponsored or otherwise serviced by Krane and/or its affiliates. To the extent that the Fund invests in investment companies or other pooled investment vehicles that are not registered pursuant to the 1940 Act, including foreign investment companies, it will not enjoy the protections of the U.S. law.

**Securities Lending Risk.** To the extent the Fund lends its securities, it may be subject to the following risks: (1) the securities in which the collateral is invested may not perform sufficiently to cover the applicable rebate rates paid to borrowers and related administrative costs; (2) delays may occur in the recovery of securities from borrowers, which could interfere with the Fund's ability to vote proxies or to settle transactions; and (3) although borrowers of the Fund's securities typically provide collateral in the form of cash that is reinvested in securities, there is the risk of possible loss of rights in the collateral should the borrower fail financially.

Fund Summary

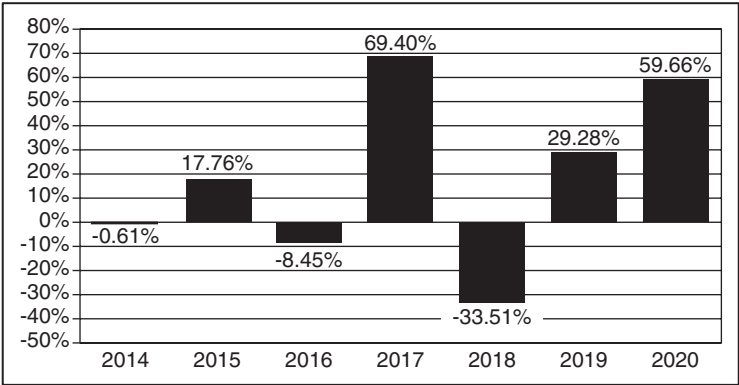
KraneShares CSI China Internet ETF

**Cash and Cash Equivalents Risk.** The Fund may hold cash or cash equivalents. Generally, such positions offer less potential for gain than other investments. This is particularly true when the market for other investments in which the Fund may invest is rapidly rising. If the Fund holds cash uninvested it will be subject to the credit risk of the depositing institution holding the cash.

Performance Information

The following bar chart and table illustrate the variability of the Fund's returns and indicate the risks of investing in the Fund by showing how the Fund's average annual total returns compare with those of a broad measure of market performance. All returns include the reinvestment of dividends and distributions. As always, please note that the Fund's past performance (before and after taxes) is not necessarily an indication of how it will perform in the future. In addition, prior to December 1, 2015, a sub-adviser was responsible for day-to-day portfolio management of the Fund's assets. Updated performance information is available at no cost by visiting [www.kraneshares.com](http://www.kraneshares.com).

Total Annual Returns For Calendar Years Ended December 31



As of June 30, 2021, the Fund's calendar year-to-date total return was -10.04%.

Best and Worst Quarter Returns (for the period reflected in the bar chart above)

	Return	Quarter Ended/Year
Highest Return .....	37.44%	6/30/2020
Lowest Return .....	-26.70%	9/30/2015

## Fund Summary

### KraneShares CSI China Internet ETF

#### Average Annual Total Returns for the periods ended December 31, 2020

KraneShares CSI China Internet ETF	1 year	5 years	Since Inception (7-31-2013)
Return Before Taxes . . . . .	59.66%	16.31%	17.53%
Return After Taxes on Distributions . . . . .	59.47%	15.96%	17.21%
Return After Taxes on Distributions and Sale of Fund Shares . . . . .	35.32%	13.03%	14.50%
S&P 500 Index (Reflects no deduction for fees, expenses or taxes) . . . . .	18.40%	15.22%	13.68%
CSI Overseas China Internet Index (Reflects no deduction for fees, expenses or taxes) . . . . .	60.92%	16.48%	17.66%

Average annual total returns are shown on a before- and after-tax basis for the Fund. After-tax returns for the Fund are calculated using the historical highest individual federal marginal income tax rates and do not reflect the impact of state and local taxes. Actual after-tax returns depend on an investor's tax situation and may differ from those shown. After-tax returns shown are not relevant to investors who hold shares through tax-deferred arrangements, such as 401(k) plans or individual retirement plans.

## Management

### Investment Adviser

Krane Funds Advisors, LLC serves as the investment adviser to the Fund.

### Portfolio Managers

James Maund, Head of Capital Markets at the Adviser, has served as the lead portfolio manager of the Fund since January 2020. Jonathan Shelon, Chief Operating Officer of the Adviser, also serves as a portfolio manager of the Fund. Mr. Shelon supports Mr. Maund and Krane's investment team for the Fund and has been a portfolio manager of the Fund since 2018.

### Purchase and Sale of Fund Shares

Shares may be purchased and redeemed from the Fund only in "Creation Units" of 50,000 shares, or multiples thereof. As a practical matter, only institutions and large investors, such as market makers or other large broker-dealers, purchase or redeem Creation Units. Most investors will buy and sell shares of the Fund on the Exchange. Individual shares can be bought and sold throughout the trading day like other publicly traded securities through a broker-dealer on the Exchange. These transactions do not involve the Fund. The price of an individual Fund share is based on market prices, which may be different from its NAV. As a result, the Fund's shares may trade at a price greater than the NAV (at a premium) or less than the NAV (at a discount). An investor may incur costs attributable to the difference between the highest price a buyer is willing to pay to purchase shares of the Fund (bid) and the lowest price a seller is willing to accept for shares of the Fund (ask) when buying or selling shares in the secondary market (the "bid-ask spread"). Most investors will incur customary brokerage commissions and charges when buying or selling shares of the Fund through a broker-dealer.

Recent information regarding the Fund, including its NAV, market price, premiums and discounts, and bid ask spreads, are available on the Fund's website at [www.kraneshares.com](http://www.kraneshares.com).

## Fund Summary

### KraneShares CSI China Internet ETF

#### Tax Information

Fund distributions are generally taxable as ordinary income, qualified dividend income or capital gains (or a combination), unless your investment is in an IRA or other tax-advantaged retirement account, which may be taxable upon withdrawal.

#### Payments to Broker-Dealers and Other Financial Intermediaries

If you purchase Fund shares through a broker-dealer or other financial intermediary (such as a bank), the Fund and its related companies may pay the intermediary for the sale of Fund shares and related services. These payments may create a conflict of interest by influencing the broker-dealer or other intermediary and your sales person to recommend the Fund over another investment. Ask your sales person or visit your financial intermediary's website for more information.

Fund Summary

KraneShares China Credit Index ETF  
(formerly, KraneShares Bloomberg Barclays China Aggregate Bond Inclusion Index ETF)

Investment Objective

The KraneShares China Credit Index ETF (the “Fund”) seeks to provide investment results that, before fees and expenses, track the price and yield performance of a specific foreign fixed income securities index. The Fund’s current index is the Bloomberg Barclays Liquid China Credit Index (the “Underlying Index”).

Fees and Expenses of the Fund

The following table describes the fees and expenses you may pay if you buy, hold and sell shares of the Fund. You may pay other fees, such as brokerage commissions and other fees to financial intermediaries, which are not reflected in the tables and examples below.

Shareholder Fees (fees paid directly from your investment)	None
<b>Annual Fund Operating Expenses</b> (expenses that you pay each year as a percentage of the value of your investment)	
Management Fees	0.68%
Distribution and/or Service (12b-1) Fees*	0.00%
Other Expenses**	0.01%
<b>Total Annual Fund Operating Expenses.</b>	<b>0.69%</b>
Fee Waiver***	-0.12%
<b>Total Annual Fund Operating Expenses After Fee Waiver</b>	<b>0.57%</b>

\* Pursuant to a Distribution Plan, the Fund may bear a Rule 12b-1 fee not to exceed 0.25% per year of the Fund’s average daily net assets. However, no such fee is currently paid by the Fund, and the Board of Trustees has not currently approved the commencement of any payments under the Distribution Plan.

\*\* Based on estimated amounts for the current fiscal year.

\*\*\* The Fund’s investment adviser, Krane Funds Advisors, LLC (“Krane” or “Adviser”), has contractually agreed to waive its management fee by 0.12% of the Fund’s average daily net assets (“Fee Waiver”). The Fee Waiver will continue until August 1, 2022, and may only be terminated prior thereto by the Board.

Example

This Example is intended to help you compare the cost of investing in the Fund with the cost of investing in other funds. The Example assumes that you invest \$10,000 in the Fund for the time periods indicated. The Example also assumes that your investment has a 5% return each year and that the Fund’s operating expenses remain the same, except that it reflects the Fee Waiver for the period described above. Although your actual costs may be higher or lower, based on these assumptions, whether you do or do not sell your shares, your costs would be:

1 Year	3 Years
\$58	\$209

Portfolio Turnover

The Fund pays transaction costs, such as commissions, when it buys and sells securities (or “turns over” its portfolio). A higher portfolio turnover rate may indicate higher transaction costs and may result in higher taxes when Fund shares are held in a taxable account. These costs, which are not reflected in the Annual Fund Operating Expenses or in the Example, affect the Fund’s performance. Because the Fund had not commenced investment operations as of the date of this prospectus, it does not have portfolio turnover information for the prior fiscal year to report.

## Fund Summary

### KraneShares China Credit Index ETF

(formerly, KraneShares Bloomberg Barclays China Aggregate Bond Inclusion Index ETF)

#### Principal Investment Strategies

Under normal circumstances, the Fund will invest at least 80% of its total assets in components of the Underlying Index or instruments that have economic characteristics similar to securities included in the Underlying Index. The Underlying Index seeks to measure the performance of the investment-grade portion of the Chinese onshore renminbi ("RMB")-denominated credit market. The Underlying Index includes RMB-denominated fixed-income securities ("RMB Bonds") issued into the China Interbank Bond Market ("CIBM"), which is a quote-driven over-the-counter market for institutional investors.

The Underlying Index includes debt issued by: (1) the Chinese government and Chinese government-related entities, excluding Chinese policy banks, with par values of at least RMB 5 billion; and (2) corporations with par values of at least RMB 1.5 billion. The Underlying Index includes only debt that pays fixed interest rates. The weightings of the Underlying Index constituents are capped at 10% per issuer as of each reconstitution date.

To qualify for inclusion in the Underlying Index as of each reconstitution, a constituent must be rated by at least one ratings agency (Fitch Ratings, Ltd., Moody's Investors Service, Inc. or Standard & Poor's Financial Services LLC) as investment grade, which is BBB-, Baa3 or BBB- or higher. Bonds not rated by a rating agency may use an implied issuer rating. A constituent must also have at least one year until final maturity for inclusion in the Underlying Index and meet certain liquidity requirements.

To gain exposure to the Underlying Index, the Fund will invest directly in RMB Bonds traded in the CIBM. The Fund may invest in the CIBM through: a People's Republic of China ("PRC") program that permits foreign investors to invest in RMB Bonds traded in the onshore market ("CIBM Program"); a Bond Connect Company Limited program ("Bond Connect") that allows foreign investors, such as the Fund, to invest in RMB Bonds through a Hong Kong account; or through a Renminbi Qualified Foreign Institutional Investor ("RQFII") or Qualified Foreign Institutional Investor ("QFII") license that may be obtained by the Fund's adviser, Krane. The Fund currently intends to invest directly in RMB Bonds traded in the CIBM through Bond Connect or the CIBM Program, but Krane may choose to apply for a RQFII or QFII license in the future.

The Fund may invest up to 20% of its assets in instruments that are not included in the Underlying Index, but that Krane believes will help the Fund track its Underlying Index. These may include: RMB-denominated securities principally traded in the off-shore RMB (or "CNH") market, which is an over-the-counter ("OTC") market located in jurisdictions outside of Mainland China, such as Hong Kong and Singapore; RMB Bonds traded in the Chinese exchange-traded bond market ("Exchange-Traded Bond Market"), which is an electronic automatic matching system where securities are traded on the Shanghai and Shenzhen Stock Exchanges; debt securities issued in any currency denomination in other political jurisdictions, including Hong Kong and Singapore; variable and floating rate securities; unrated and high yield securities (or "junk bonds"); and derivatives (including swaps, futures, forwards and options). The Fund may also hold cash in a deposit account in China or invest in U.S. money market funds or other U.S. cash equivalents. Foreign investment companies in which the Fund may invest include RMB-denominated short-term bond funds domiciled in the PRC ("PRC Investment Companies"). The other investment companies in which the Fund may invest may be advised, sponsored or otherwise serviced by Krane and/or its affiliates. The Fund will not hold cash in a Chinese deposit account if it would cause the Fund to (i) invest more than 5% of its total assets in such deposit account; or (ii) invest more than 10% of its total assets in such deposit accounts.

## Fund Summary

### KraneShares China Credit Index ETF

#### (formerly, KraneShares Bloomberg Barclays China Aggregate Bond Inclusion Index ETF)

Although the Fund reserves the right to replicate (or hold all constituents of) the Underlying Index, the Fund expects to invest use a representative sampling to track the Underlying Index. “Representative sampling” is a strategy that involves investing in a representative sample of securities that collectively have an investment profile similar to the Underlying Index.

The Fund is non-diversified. To the extent the Underlying Index is concentrated in a particular industry, the Fund is expected to be concentrated in that industry. The Underlying Index is rebalanced monthly and new issuances are added quarterly.

The Fund may engage in securities lending.

### Principal Risks

As with all ETFs, a shareholder of the Fund is subject to the risk that his or her investment could lose money. The Fund may not achieve its investment objective and an investment in the Fund is not by itself a complete or balanced investment program. An investment in the Fund is not a deposit with a bank and is not insured or guaranteed by the Federal Deposit Insurance Corporation or any other government agency. An investment in the Fund involves the risk of total loss. In addition to these risks, the Fund is subject to a number of additional principal risks that may affect the value of its shares, including:

**China Risk.** The Chinese economy is generally considered an emerging market and can be significantly affected by economic and political conditions in China and surrounding Asian countries. China may be subject to considerable degrees of economic, political and social instability. In addition, the Chinese economy is export-driven and highly reliant on trading with key partners. A downturn in the economies of China’s primary trading partners could slow or eliminate the growth of the Chinese economy and adversely impact the Fund’s investments. The Chinese government strictly regulates the payment of foreign currency denominated obligations and sets monetary policy. The Chinese government may introduce new laws and regulations that could have an adverse effect on the Fund. Although China has begun the process of privatizing certain sectors of its economy, privatized entities may lose money and/or be re-nationalized.

In the Chinese securities markets, a small number of issuers may represent a large portion of the entire market. The Chinese securities markets are subject to more frequent trading halts, low trading volume and price volatility. Recent developments in relations between the United States and China have heightened concerns of increased tariffs and restrictions on trade between the two countries. An increase in tariffs or trade restrictions, or even the threat of such developments, could lead to a significant reduction in international trade, which could have a negative impact on China’s export industry and a commensurately negative impact on the Fund.

The RMB Bond market is volatile and risks suspension of trading by, in particular, securities and government interventions. Trading in RMB Bonds may be suspended without warning and for lengthy periods. Information on such trading suspensions, including as to their expected length, may be unavailable. Securities affected by trading suspensions may be or become illiquid.

In recent years, Chinese entities have incurred significant levels of debt and Chinese financial institutions currently hold relatively large amounts of non-performing debt. Thus, there exists a possibility that widespread defaults could occur, which could trigger a financial crisis, freeze Chinese debt and finance markets and make Chinese securities illiquid.



## Fund Summary

### KraneShares China Credit Index ETF

#### (formerly, KraneShares Bloomberg Barclays China Aggregate Bond Inclusion Index ETF)

In addition, trade relations between the U.S. and China have recently been strained. Worsening trade relations between the two countries could adversely impact the Fund, particularly to the extent that the Chinese government restricts foreign investments in on-shore Chinese companies or the U.S. government restricts investments by U.S. investors in China. Worsening trade relations may also result in market volatility and volatility in the price of Fund shares.

Disclosure and regulatory standards in emerging market countries, such as China, are in many respects less stringent than U.S. standards. There is substantially less publicly available information about Chinese issuers than there is about U.S. issuers.

**Bond Connect Risk.** Bond Connect is a mutual market access scheme that commenced trading on July 3, 2017 and represents an exception to Chinese laws that generally restrict foreign investment in RMB Bonds. There is a risk that Chinese regulators may alter all or part of the structure and terms of, as well as the Fund's access to, the Bond Connect in the future or eliminate it altogether, which may limit or prevent the Fund from investing directly in or selling its RMB Bonds.

**Chinese Credit Rating Risks.** The constituents of the Underlying Index, and therefore the securities held by the Fund, will generally be rated by Chinese ratings agencies (and not by U.S. nationally recognized statistical ratings organizations ("NRSROs")). The rating criteria and methodology used by Chinese rating agencies may be different from those adopted by NRSROs and international credit rating agencies. Therefore, such rating systems may not provide an equivalent standard for comparison with securities rated by NRSROs and international credit rating agencies.

**CIBM Program Risk.** The CIBM Program was announced in February 2016 and represents an exception to Chinese laws that generally restrict foreign investment in RMB Bonds. There is a significant risk that Chinese regulators may alter all or part of the structure and terms of, as well as the Fund's access to, the CIBM Program in the future or eliminate it altogether, which may limit or prevent the Fund from investing directly in or selling RMB Bonds. Further, in order to participate in the CIBM Program, an onshore settlement agent, will be appointed for the Fund through whom trades in the CIBM Program will be conducted. The quality of the Fund's trades and settlement will be dependent upon the settlement agent, who may not perform to expectations and, thereby, harm the Fund. The agent could also terminate its relationship with Krane and/or the Fund and thus eliminate the Fund's access to the CIBM Program, which could adversely affect the Fund.

**Capital Controls Risk.** Economic conditions, such as volatile currency exchange rates and interest rates, political events and other conditions may, without prior warning, lead to intervention by government actors and the imposition of "capital controls." Capital controls include the prohibition of, or restrictions on, the ability to transfer currency, securities or other assets and could adversely affect a Fund's investments as well as the issuers in which the Fund invests. Levies may be placed on profits repatriated by foreign entities (such as the Fund). Although the RMB is not presently freely convertible, rather it is subject to the approval of the State Administration of Foreign Exchange ("SAFE") and other relevant authorities, repatriations by RQFIs or through the Bond Connect and CIBM Programs are currently permitted daily and Chinese authorities have indicated their plans to move to a fully freely convertible RMB. There is no assurance, however, that repatriation restrictions will not be (re-)imposed in the future.

**Custody Risks.** In accordance with Chinese regulations and the terms of a QFII or RQFII license, as applicable, and insofar as Krane acquires a QFII or RQFII license, RMB Bonds will be held in the joint names of the Fund and Krane. While Krane may not use such an account for any purpose

## Fund Summary

### KraneShares China Credit Index ETF

#### (formerly, KraneShares Bloomberg Barclays China Aggregate Bond Inclusion Index ETF)

other than for maintaining the Fund's assets, the Fund's assets may not be as well protected as they would be if it were possible for them to be registered and held solely in the name of the Fund. There is a risk that creditors of Krane may assert that the securities are owned by Krane and that regulatory actions taken against Krane may affect the Fund. The risk is particularly acute in the case of cash deposited with a PRC sub-custodian ("PRC Custodian") because it may not be segregated, and it may be treated as a debt owing from the PRC Custodian to the Fund as a depositor. Thus, in the event of a PRC Custodian bankruptcy, liquidation, or similar event, the Fund may face difficulties and/or encounter delays in recovering its cash.

**Exchange-Traded Bond Market Risk.** To the extent the Fund were to invest in RMB Bonds via the Exchange-Traded Bond Market, the transactions could be subject to wider spreads between the bid and the offered prices. This wider spread could adversely affect the price at which the Fund could purchase or sell the RMB Bonds and could impair the Fund's performance.

**Hong Kong Risk.** The economy of Hong Kong has few natural resources and any fluctuation or shortage in the commodity markets could have a significant adverse effect on the Hong Kong economy. Hong Kong is also heavily dependent on international trade and finance. Additionally, the continuation and success of the current political, economic, legal and social policies of Hong Kong is dependent on and subject to the control of the Chinese government. China may change its policies regarding Hong Kong at any time. Any such change may adversely affect market conditions and the performance of Chinese and Hong Kong issuers and, thus, the value of securities in the Fund's portfolio.

**RQFII and QFII License Risk.** A RQFII or QFII license and quota may be acquired to invest directly in RMB Bonds. The RQFII rules were adopted relatively recently and are novel. Chinese regulators may revise or discontinue the RQFII program at any time. The Fund's investments may be limited to the quota obtained by Krane in its capacity as a RQFII or QFII on behalf of the Fund. There is no guarantee that the China Securities Regulatory Commission ("CSRC") will ultimately grant a RQFII or QFII license or quota, and the application process may take a significant amount of time. In addition, a reduction or elimination of the quota may have a material adverse effect on the ability of the Fund to achieve its investment objectives. Should the amount of RMB Bonds that the Fund is eligible to invest in be or become inadequate to meet its investment needs, such as if Krane is unable to obtain RQFII or QFII status, the Fund may need to rely exclusively on investments through Bond Connect, the CIBM Program or the Exchange-Traded Bond Market to purchase RMB Bonds.

**Tax Risk.** Although Chinese law provides for a tax on capital gains realized by non-residents, significant uncertainties surround the implementation of this law, particularly with respect to trading of debt-related RMB Bonds by RQFIIs and QFIIs. In addition, there is uncertainty as to the application and implementation of China's value added tax to the Fund's activities. It is also unclear how China's value added tax may apply to RMB Bonds and how such application may be affected by tax treaty provisions. The imposition of such taxes, as well as future changes in applicable PRC tax law, may adversely affect the Fund. On November 7, 2018, the Chinese government announced a three-year exemption from the corporate income tax withholding tax and value added tax for China-sourced bond interest derived by overseas institutional investors, but its application, such as with respect to the type of debt issuers covered by the exemption, and whether such taxes will be implemented again after November 6, 2021, remains unclear in certain respects.

## Fund Summary

### KraneShares China Credit Index ETF

(formerly, KraneShares Bloomberg Barclays China Aggregate Bond Inclusion Index ETF)

The Fund reserves the right to establish a reserve for taxes which present uncertainty as to whether they will be assessed, although it currently does not do so. If the Fund establishes such a reserve but is not ultimately subject to these taxes, shareholders who redeemed or sold their shares while the reserve was in place will effectively bear the tax and may not benefit from the later release, if any, of the reserve. Conversely, if the Fund does not establish such a reserve but ultimately is subject to the tax, shareholders who redeemed or sold their shares prior to the tax being withheld, reserved or paid will have effectively avoided the tax. Investors should note that such provision, if any, may be excessive or inadequate to meet actual tax liabilities (which could include interest and penalties) on the Fund's investments. Any taxes imposed in connection with the Fund's activities will be borne by the Fund. As a result, investors may be advantaged or disadvantaged depending on the final rules of the relevant tax authorities.

**Fixed Income Securities Risk.** Fixed income securities are subject to credit risk and interest rate risk. Credit risk refers to the possibility that the issuer of a security will not make timely interest payments or repay the principal of the debt issued (i.e., default on its obligations). A downgrade or default on securities held by the Fund could adversely affect the Fund's performance. Generally, the longer the maturity and the lower the credit quality of a security, the more sensitive it is to credit risk. Interest rate risk refers to fluctuations in the value of a debt resulting from changes in the level of interest rates. When interest rates go up, the prices of most debt instruments generally go down; and when interest rates go down, the prices of most debt instruments generally go up. Debt instruments with longer durations tend to be more sensitive to interest rate changes, typically making them more volatile. Interest rates have recently increased and may continue increasing, thereby heightening the risks associated with rising interest rates.

**Pay-In-Kind and Step-Up Coupon Securities Risk.** A pay-in-kind security pays no interest in cash to its holder during its life. Similarly, a step-up coupon security is a debt security that may not pay interest for a specified period of time and then, after the initial period, may pay interest at a series of different rates. Accordingly, pay-in-kind and step-up coupon securities will be subject to greater fluctuations in market value in response to changing interest rates than debt obligations of comparable maturities that make current, periodic distribution of interest in cash.

**Perpetual Bonds Risk.** Perpetual bonds offer a fixed return with no maturity date. Because they never mature, perpetual bonds can be more volatile than other types of bonds that have a maturity date and may be more sensitive to changes in interest rates. If market interest rates rise significantly, the interest rate paid by a perpetual bond may be much lower than the prevailing interest rate. Perpetual bonds are also subject to credit risk with respect to the issuer. In addition, because perpetual bonds may be callable after a set period of time, there is the risk that the issuer may recall the bond, which may require the Fund to reinvest the proceeds in lower yielding securities.

**Subordinated Obligations Risk.** Payments under some RMB Bonds may be structurally subordinated to other existing and future liabilities and obligations of the issuer. Claims of creditors of subordinated debt will have less priority as to the assets of the issuer and its creditors who seek to enforce the terms of the RMB Bond. Certain RMB Bonds may not contain any restrictions on the ability to incur additional unsecured indebtedness.

**Variable and Floating Rate Securities Risk.** During periods of increasing interest rates, changes in the coupon rates of variable or floating rate securities may lag behind the changes in market rates or may have limits on the maximum increases in coupon rates. Alternatively, during

## Fund Summary

### KraneShares China Credit Index ETF

#### (formerly, KraneShares Bloomberg Barclays China Aggregate Bond Inclusion Index ETF)

periods of declining interest rates, the coupon rates on such securities will typically readjust downward resulting in a lower yield. Floating rate notes are generally subject to legal or contractual restrictions on resale, may trade infrequently, and their value may be impaired when the Fund needs to liquidate such securities.

**Emerging Markets Risk.** The Fund's investments in emerging markets are subject to greater risk of loss than investments in developed markets. This is due to, among other things, greater market volatility, greater risk of asset seizures and capital controls, lower trading volume, political and economic instability, greater risk of market shutdown, and more governmental limitations on foreign investments than typically found in developed markets. The economies of emerging markets, and China in particular, may be heavily reliant upon international trade and may suffer disproportionately if international trading declines or is disrupted.

**Foreign Securities Risk.** Investments in securities of non-U.S. issuers may be less liquid than investments in U.S. issuers, may have less governmental regulation and oversight, and are typically subject to different investor protection standards than U.S. issuers. Investments in non-U.S. securities entail the risk of loss due to foreign currency fluctuations and political or economic instability. Foreign market trading hours, clearance and settlement procedures, and holiday schedules may limit the Fund's ability to buy and sell securities. These factors could result in a loss to the Fund.

**Geographic Focus Risk.** The Fund's investments are expected to be focused in a particular country, countries, or region to the same extent as the Underlying Index and therefore the Fund may be susceptible to adverse market, political, regulatory, and geographic events affecting that country, countries or region. Such geographic focus also may subject the Fund to a higher degree of volatility than a more geographically diversified fund.

**Currency Risk.** The Fund's net asset value ("NAV") is determined on the basis of the U.S. dollar, therefore, the Fund may lose value if the local currency of a foreign market depreciates against the U.S. dollar, even if the local currency value of the Fund's holdings goes up. Currency exchange rates can be very volatile and can change quickly and unpredictably, which may adversely affect the Fund. The Fund may also be subject to delays in converting or transferring U.S. dollars to foreign currencies for the purpose of purchasing portfolio investments. This may hinder the Fund's performance, including because any delay could result in the Fund missing an investment opportunity and purchasing securities at a higher price than originally intended, or incurring cash drag.

**Non-Diversified Fund Risk.** Because the Fund is non-diversified and may invest a greater portion of its assets in fewer issuers than a diversified fund, changes in the market value of a single portfolio holding could cause greater fluctuations in the Fund's share price than would occur in a diversified fund. This may increase the Fund's volatility and cause the performance of a single portfolio holding or a relatively small number of portfolio holdings to have a greater impact on the Fund's performance.

**Sovereign and Quasi-Sovereign Debt Risk.** The governmental authority that controls the repayment of sovereign and quasi-sovereign debt may be unwilling or unable to repay the principal and/or interest when due including due to the extent of its foreign reserves, the availability of sufficient foreign exchange, the relative size of the debt service burden to the economy as a whole the debtor's policy towards the International Monetary Fund, and the political constraints to which the debtor is subject. If an issuer of government or quasi-government debt defaults on payments of principal and/or interest, the Fund may have limited legal recourse against the issuer and/or guarantor. During

## Fund Summary

### KraneShares China Credit Index ETF

#### (formerly, KraneShares Bloomberg Barclays China Aggregate Bond Inclusion Index ETF)

periods of economic uncertainty, the market prices of sovereign and quasi-sovereign bonds may be more volatile and result in losses. In the past, certain governments of emerging market countries have declared themselves unable to meet their financial obligations on a timely basis, which has resulted in losses for investors.

**Concentration Risk.** The Fund's assets are expected to be concentrated in an industry or group of industries to the extent that the Underlying Index concentrates in a particular industry or group of industries. The securities of companies in an industry or group of industries could react similarly to market developments. Thus, the Fund is subject to loss due to adverse occurrences that affect one industry or group of industries or sector. As of the date of this prospectus, the Underlying Index was concentrated in Chinese government/Chinese government-related debt.

**Derivatives Risk.** The use of derivatives (including swaps, futures, forwards, structured notes and options) may involve leverage, which includes risks that are different from, and greater than, the risks associated with investing directly in a reference asset, because a small investment in a derivative can result in a large impact on the Fund and may cause the Fund to be more volatile. Derivatives may at times be highly illiquid, and the Fund may not be able to close out or sell a derivative at a particular time or at an anticipated price. Derivatives can be difficult to value and valuation may be more difficult in times of market turmoil. There may be imperfect correlation between the derivative and that of the reference asset, resulting in unexpected returns that could materially adversely affect the Fund. Certain derivatives (such as swaps and options) are bi-lateral agreements that expose the Fund to counterparty risk, which is the risk of loss in the event that the counterparty to an agreement fails to make required payments or otherwise comply with the terms of derivative. In that case, the Fund may suffer losses potentially equal to, or greater than, the full value of the derivative if the counterparty fails to perform its obligations. That risk is generally thought to be greater with over-the-counter (OTC) derivatives than with derivatives that are exchange traded or centrally cleared. Counterparty risks are compounded by the fact that there are only a limited number of ways available to invest in certain reference assets and, therefore, there may be few counterparties to swaps or options based on those reference assets. Many derivatives are subject to segregation requirements that require the Fund to segregate the market or notional value of the derivatives, which could impede the portfolio management of the Fund.

**High Yield and Unrated Securities Risk.** Securities that are unrated or rated below investment grade (or "junk bonds") are subject to greater risk of loss of income and principal than highly rated securities because their issuers may be more likely to default. Junk bonds are inherently speculative. The prices of unrated and high yield securities are likely to be more volatile than those of highly rated securities, and the secondary market for them may be less liquid than that for highly rated securities.

**Privately-Issued Securities Risk.** The Fund may invest in privately-issued securities, including those that are normally purchased pursuant to Rule 144A or Regulation S promulgated under the Securities Act of 1933, as amended (the "Securities Act"). Privately-issued securities are securities that have not been registered under the Securities Act and as a result are subject to legal restrictions on resale. Privately-issued securities are not traded on established markets and may be less liquid, difficult to value and subject to wide fluctuations in value. Delay or difficulty in selling such securities may result in a loss to the Fund. In addition, transaction costs may be higher for privately-issued securities than for more liquid securities. The Fund may have to bear the expense of registering privately-issued securities for resale and the risk of substantial delays in effecting the registration.

## Fund Summary

### KraneShares China Credit Index ETF

(formerly, KraneShares Bloomberg Barclays China Aggregate Bond Inclusion Index ETF)

**ETF Risk.** As an ETF, the Fund is subject to the following risks:

**Authorized Participants Concentration Risk.** The Fund has a limited number of financial institutions that may act as Authorized Participants. To the extent they exit the business or are otherwise unable to proceed in creation and redemption transactions with the Fund and no other Authorized Participant is able to step forward to create or redeem, shares of the Fund may be more likely to trade at a premium or discount to NAV and possibly face trading halts or delisting. Authorized Participant concentration risk may be heightened for exchange-traded funds (“ETFs”), such as the Fund, that invest in securities issued by non-U.S. issuers or other securities or instruments that have lower trading volumes.

**Cash Transactions Risk.** Like other ETFs, the Fund sells and redeems its shares only in large blocks called Creation Units and only to “Authorized Participants.” Unlike many other ETFs, however, the Fund expects to effect its creations and redemptions at least partially or fully for cash, rather than in-kind securities. Thus, an investment in the Fund may be less tax-efficient than an investment in other ETFs as the Fund may recognize a capital gain that it could have avoided by making redemptions in-kind. As a result, the Fund may pay out higher capital gains distributions than ETFs that redeem in-kind. Further, paying redemption proceeds in cash rather than through in-kind delivery of portfolio securities may require the Fund to dispose of or sell portfolio investments to obtain the cash needed to distribute redemption proceeds at an inopportune time.

**International Closed Market Trading Risk.** To the extent the Fund’s investments trade in markets that are closed when the Fund and Exchange are open, there are likely to be deviations between current pricing of an underlying security and the prices at which the underlying securities are valued for purposes of the Fund’s NAV. As a result, Shares may appear to trade at a significant discount or premium to NAV greater than those incurred by other ETFs. In addition, shareholders may not be able to purchase or redeem their shares of the Fund, or purchase or sell shares of the Fund on the Exchange, on days when the NAV of the Fund could be significantly affected by events in the relevant non-U.S. markets.

**New Fund Risk.** If the Fund does not grow in size, it will be at greater risk than larger funds of wider bid-ask spreads for its shares, trading at a greater premium or discount to NAV, liquidation and/or a stop to trading.

**Premium/Discount Risk.** There may be times when the market price of the Fund’s shares is more than the NAV intra-day (at a premium) or less than the NAV intra-day (at a discount). As a result, shareholders of the Fund may pay more than NAV when purchasing shares and receive less than NAV when selling Fund shares. This risk is heightened in times of market volatility or periods of steep market declines. In such market conditions, market or stop loss orders to sell Fund shares may be executed at prices well below NAV.

**Secondary Market Trading Risk.** Investors buying or selling shares in the secondary market will normally pay brokerage commissions, which are often a fixed amount and may be a significant proportional cost for investors buying or selling relatively small amounts of shares. Secondary market trading is subject to bid-ask spreads and trading in Fund shares may be halted by the Exchange because of market conditions or other reasons. If a trading halt occurs, a shareholder may temporarily be unable to purchase or sell shares of the Fund. In addition, although the Fund’s shares are listed on the Exchange, there can be no assurance that an active trading market for shares will develop or be maintained or that the Fund’s shares will continue to be listed.

## Fund Summary

### KraneShares China Credit Index ETF

(formerly, KraneShares Bloomberg Barclays China Aggregate Bond Inclusion Index ETF)

**Liquidity Risk.** The Fund's investments are subject to liquidity risk, which exists when an investment is or becomes difficult or impossible to purchase or sell at an advantageous time and price. If a transaction is particularly large or if the relevant market is or becomes illiquid, it may not be possible to initiate a transaction or liquidate a position, which may cause the Fund to suffer significant losses and difficulties in meeting redemptions. Liquidity risk may be the result of, among other things, market turmoil, the reduced number and capacity of traditional market participants, or the lack of an active trading market. Markets for securities or financial instruments could be disrupted by a number of events, including, but not limited to, an economic crisis, natural disasters, new legislation or regulatory changes inside or outside the U.S. Liquid investments may become less liquid after being purchased by the Fund, particularly during periods of market stress. In addition, if a number of securities held by the Fund stop trading, it may have a cascading effect and cause the Fund to halt trading. Volatility in market prices will increase the risk of the Fund being subject to a trading halt. Certain countries in which the Fund may invest may be subject to extended settlement delays and/or foreign holidays, during which the Fund will unlikely be able to convert holdings to cash.

**Passive Investment Risk.** There is no guarantee that the Underlying Index will create the desired exposure and the Fund is not actively managed. It does not seek to "beat" the Underlying Index or take temporary defensive positions when markets decline. Therefore, the Fund may purchase or hold securities with current or projected underperformance.

**Management Risk.** The Fund may not fully replicate the Underlying Index and may hold less than the total number of securities in the Underlying Index. Therefore, the Fund is subject to the risk that Krane's security selection process may not produce the intended results.

**Tracking Error Risk.** The Fund's return may not match or achieve a high degree of correlation with the return of the Underlying Index. This may be due to, among other factors, the Fund holding cash under certain circumstances in lieu of Underlying Index securities, such as when the Fund is subject to delays converting U.S. dollars into a foreign currency to purchase foreign securities and unable to invest in certain constituents of the Underlying Index due to regulatory constraints, trading suspensions, and legal restrictions imposed by foreign governments. To the extent that the Fund employs a representative sampling strategy or calculates its NAV based on fair value prices and the value of the Underlying Index is based on securities' closing prices on local foreign markets, the Fund's ability to track the Underlying Index may be adversely affected.

**Market Risk.** The values of the Fund's holdings could decline generally or could underperform other investments. In addition, there is a risk that policy changes by the U.S. Government, Federal Reserve, and/or other government actors could cause volatility in global financial markets and negative sentiment, which could have a negative impact on the Fund and could result in losses. Geopolitical and other risks, including environmental and public health risks may add to instability in world economies and markets generally. Changes in value may be temporary or may last for extended periods. Further, the Fund is susceptible to the risk that certain investments may be difficult or impossible to sell at a favorable time or price. Market developments may also cause the Fund's investments to become less liquid and subject to erratic price movements.

**High Portfolio Turnover Risk.** The Fund may incur high portfolio turnover rates, which may increase the Fund's brokerage commission costs and negatively impact the Fund's performance. Such portfolio turnover also may generate net short-term capital gains.



## Fund Summary

### KraneShares China Credit Index ETF

(formerly, KraneShares Bloomberg Barclays China Aggregate Bond Inclusion Index ETF)

**Valuation Risk.** Independent market quotations for certain investments held by the Fund may not be readily available, and such investments may be fair valued or valued by a pricing service at an evaluated price. These valuations involve subjectivity and different market participants may assign different prices to the same investment. As a result, there is a risk that the Fund may not be able to sell an investment at the price assigned to the investment by the Fund. In addition, the securities in which the Fund invests may trade on days that the Fund does not price its shares; as a result, the value of Fund shares may change on days when investors cannot purchase or sell their Fund holdings.

**Tax Risk.** In order to qualify for the favorable tax treatment available to regulated investment companies, the Fund must satisfy certain income, asset diversification and distribution requirements each year. The Fund's investments in issuers whose control persons are not certain creates a risk that tax authorities may retrospectively deem the Fund to have failed the asset diversification requirements. If the Fund were to fail the favorable tax treatment requirements, it would be taxed in the same manner as an ordinary corporation, which would adversely affect its performance.

**Investments in Investment Companies Risk.** The Fund may invest in other investment companies, including those that are advised, sponsored or otherwise serviced by Krane and/or its affiliates. The Fund will indirectly be exposed to the risks of investments by such funds and will incur its pro rata share of the underlying fund's expenses. Additionally, investments in ETFs are subject to ETF Risk. Krane is subject to conflicts of interest in allocating Fund assets to investment companies that are advised, sponsored or otherwise serviced by Krane and/or its affiliates. To the extent that the Fund invests in investment companies or other pooled investment vehicles that are not registered pursuant to the 1940 Act, including foreign investment companies, it will not enjoy the protections of the U.S. law.

**Securities Lending Risk.** To the extent the Fund lends its securities, it may be subject to the following risks: (1) the securities in which the collateral is invested may not perform sufficiently to cover the applicable rebate rates paid to borrowers and related administrative costs; (2) delays may occur in the recovery of securities from borrowers, which could interfere with the Fund's ability to vote proxies or to settle transactions; and (3) although borrowers of the Fund's securities typically provide collateral in the form of cash that is reinvested in securities, there is the risk of possible loss of rights in the collateral should the borrower fail financially.

**Cash and Cash Equivalents Risk.** The Fund may hold cash or cash equivalents. Generally, such positions offer less potential for gain than other investments. This is particularly true when the market for other investments in which the Fund may invest is rapidly rising. If the Fund holds cash uninvested it will be subject to the credit risk of the depositing institution holding the cash.

### Performance Information

Once the Fund has completed a full calendar year of operations, a bar chart and table will be included in this Prospectus that will provide some indication of the risks of investing in the Fund by showing the variability of the Fund's return based on net assets and comparing the variability of the Fund's return to a broad measure of market performance. Once available, the Fund's current performance information will be available at [www.kraneshares.com](http://www.kraneshares.com). Past performance does not necessarily indicate how the Fund will perform in the future.



## **Fund Summary**

### **KraneShares China Credit Index ETF**

**(formerly, KraneShares Bloomberg Barclays China Aggregate Bond Inclusion Index ETF)**

## **Management**

### **Investment Adviser**

Krane Funds Advisors, LLC serves as the investment adviser to the Fund.

### **Portfolio Managers**

James Maund, Head of Capital Markets at the Adviser, has served as the lead portfolio manager of the Fund since the Fund's inception. Jonathan Shelon, Chief Operating Officer of the Adviser, also serves as a portfolio manager of the Fund. Mr. Shelon supports Mr. Maund and Krane's investment team for the Fund and has been a portfolio manager of the Fund since inception.

### **Purchase and Sale of Fund Shares**

Shares may be purchased and redeemed from the Fund only in "Creation Units" of 50,000 shares, or multiples thereof. As a practical matter, only institutions and large investors, such as market makers or other large broker-dealers, purchase or redeem Creation Units. Most investors will buy and sell shares of the Fund on the Exchange. Individual shares can be bought and sold throughout the trading day like other publicly traded securities through a broker-dealer on the Exchange. These transactions do not involve the Fund. The price of an individual Fund share is based on market prices, which may be different from its NAV. As a result, the Fund's shares may trade at a price greater than the NAV (at a premium) or less than the NAV (at a discount). An investor may incur costs attributable to the difference between the highest price a buyer is willing to pay to purchase shares of the Fund (bid) and the lowest price a seller is willing to accept for shares of the Fund (ask) when buying or selling shares in the secondary market (the "bid-ask spread"). Most investors will incur customary brokerage commissions and charges when buying or selling shares of the Fund through a broker-dealer.

Recent information regarding the Fund, including its NAV, market price, premiums and discounts, and bid ask spreads, are available on the Fund's website at [www.kraneshares.com](http://www.kraneshares.com).

### **Tax Information**

Fund distributions are generally taxable as ordinary income or capital gains (or a combination), unless your investment is in an IRA or other tax-advantaged retirement account, which may be taxable upon withdrawal.

### **Payments to Broker-Dealers and Other Financial Intermediaries**

If you purchase Fund shares through a broker-dealer or other financial intermediary (such as a bank), the Fund and its related companies may pay the intermediary for the sale of Fund shares and related services. These payments may create a conflict of interest by influencing the broker-dealer or other intermediary and your sales person to recommend the Fund over another investment. Ask your sales person or visit your financial intermediary's website for more information.

Fund Summary

KraneShares Bloomberg Barclays China Bond Inclusion Index ETF  
(formerly, KraneShares E Fund China Commercial Paper ETF)

Investment Objective

The KraneShares Bloomberg Barclays China Bond Inclusion Index ETF (the “Fund”) seeks to provide investment results that, before fees and expenses, correspond to the price and yield performance of a specific foreign fixed income securities index. The Fund’s current index is the Bloomberg Barclays China Inclusion Focused Bond Index (the “Underlying Index”).

Fees and Expenses of the Fund

The following table describes the fees and expenses you may pay if you buy, hold and sell shares of the Fund. You may pay other fees, such as brokerage commissions and other fees to financial intermediaries, which are not reflected in the tables and examples below.

Shareholder Fees (fees paid directly from your investment) . . . . .	None
<b>Annual Fund Operating Expenses</b>	
(expenses that you pay each year as a percentage of the value of your investment)	
Management Fees . . . . .	0.68%
Distribution and/or Service (12b-1) Fees* . . . . .	0.00%
Other Expenses . . . . .	0.01%
<b>Total Annual Fund Operating Expenses.</b> . . . .	0.69%
Fee Waiver**. . . . .	-0.20%
<b>Total Annual Fund Operating Expenses After Fee Waiver</b> . . . . .	0.49%

\* Pursuant to a Distribution Plan, the Fund may bear a Rule 12b-1 fee not to exceed 0.25% per year of the Fund’s average daily net assets. However, no such fee is currently paid by the Fund, and the Board of Trustees has not currently approved the commencement of any payments under the Distribution Plan.

\*\* The Fund’s investment adviser, Krane Funds Advisors, LLC (“Krane” or “Adviser”), has contractually agreed to waive its management fee by 0.20% of the Fund’s average daily net assets (“Fee Waiver”). The Fee Waiver will continue until August 1, 2022, and may only be terminated prior thereto by the Board.

Example

This Example is intended to help you compare the cost of investing in the Fund with the cost of investing in other funds. The Example assumes that you invest \$10,000 in the Fund for the time periods indicated. The Example also assumes that your investment has a 5% return each year and that the Fund’s operating expenses remain the same, except that it reflects the Fee Waiver for the period described above. Although your actual costs may be higher or lower, based on these assumptions, whether you do or do not sell your shares, your costs would be:

<u>1 Year</u>	<u>3 Years</u>	<u>5 Years</u>	<u>10 Years</u>
\$50	\$201	\$364	\$840

Portfolio Turnover

The Fund pays transaction costs, such as commissions, when it buys and sells securities (or “turns over” its portfolio). A higher portfolio turnover rate may indicate higher transaction costs and may result in higher taxes when Fund shares are held in a taxable account. These costs, which are not reflected in the Annual Fund Operating Expenses or in the Example, affect the Fund’s performance. During the most recent fiscal year, the Fund’s portfolio turnover rate was 0% of the average value of its portfolio. This rate excludes the value of portfolio securities received or delivered as a result of in-kind creations or redemptions of the Fund’s shares.

## Fund Summary

### KraneShares Bloomberg Barclays China Bond Inclusion Index ETF (formerly, KraneShares E Fund China Commercial Paper ETF)

#### Principal Investment Strategies

Under normal circumstances, the Fund will invest at least 80% of its total assets in components of the Underlying Index or instruments that have economic characteristics similar to securities included in the Underlying Index. The Underlying Index seeks to measure the performance of Chinese onshore renminbi ("RMB")-denominated fixed income securities ("RMB Bonds") issued into the China Interbank Bond Market ("CIBM"), which is a quote-driven over-the-counter market for institutional investors.

The Underlying Index includes debt issued by: (1) the Chinese government and Chinese government-related entities, including certain Chinese policy banks, with par values of at least RMB 5 billion; and (2) corporations with par values of at least RMB 1.5 billion. The Underlying Index includes only debt that pays fixed interest rates and includes debt of any maturity.

The weightings of the Underlying Index constituents are weighted so that, as of each reconstitution date:

- RMB Bonds issued by the People's Republic of China ("PRC") represent approximately 25% of the weight of the Underlying Index;
- RMB Bonds issued by policy banks (namely, the Agricultural Development Bank of China, China Development Bank and Export-Import Bank of China) represent approximately 25% of the weight of the Underlying Index; and
- RMB Bonds issued by corporations or other government-related entities ("Corporate RMB Bonds") represent approximately 50% of the Underlying Index, with the weight of any individual such issuer capped at 9%.

To be included in the Underlying Index, Corporate RMB Bonds must be rated by Fitch Ratings, Ltd. ("Fitch"), Moody's Investors Service, Inc. ("Moody's") and/or Standard & Poor's Financial Services LLC ("S&P") as BBB-, Baa3 or BBB-, respectively, or higher. Each Corporate RMB Bond's rating will be established as follows: if three ratings are available, then the highest and lowest ratings will be disregarded and the middle rating will be used; if two ratings are available, then the lowest rating will be used; and if only one rating is available, then that rating is used.

The following are excluded from the Underlying Index: unrated Corporate RMB Bonds; floating rate and zero coupon securities; bonds with equity features (i.e. convertible bonds and warrants); derivatives, structured products; securitized bonds; private placements; retail bonds; inflation-linked bonds; bonds issued on the Shanghai and Shenzhen Stock Exchanges; bonds classified as "Financial Institutions", including bonds issued by Agricultural Bank of China, Bank of China, China Cinda Holdings Company, China Citic Bank International, China Construction Bank Corporation, China Huarong Asset Management and Industrial and Commercial Bank of China Limited; special bonds issued directly by the Ministry of Finance of the People's Republic of China.

To gain exposure to the Underlying Index, the Fund will invest directly in RMB Bonds traded in the CIBM. The Fund may invest in the CIBM through: a People's Republic of China ("PRC") program that permits foreign investors to invest in RMB Bonds traded in the onshore market ("CIBM Program"); a Bond Connect Company Limited program ("Bond Connect") that allows foreign investors, such as the Fund, to invest in RMB Bonds through a Hong Kong account; or through a Renminbi Qualified Foreign Institutional Investor ("RQFII") or Qualified Foreign Institutional Investor ("QFII") license that

## Fund Summary

### KraneShares Bloomberg Barclays China Bond Inclusion Index ETF (formerly, KraneShares E Fund China Commercial Paper ETF)

may be or has been obtained by the Fund's adviser, Krane. The Fund currently invests directly in RMB Bonds traded in the CIBM through Bond Connect or the CIBM Program, but Krane may choose to use a RQFII or QFII license in the future.

The Fund may invest up to 20% of its assets in instruments that are not included in the Underlying Index, but that Krane believes will help the Fund track its Underlying Index. These may include: RMB-denominated securities principally traded in the off-shore RMB (or "CNH") market, which is an over-the-counter ("OTC") market located in jurisdictions outside of Mainland China, such as Hong Kong and Singapore; RMB Bonds traded in the Chinese exchange-traded bond market ("Exchange-Traded Bond Market"), which is an electronic automatic matching system where securities are traded on the Shanghai and Shenzhen Stock Exchanges; debt securities issued in any currency denomination in other political jurisdictions, including Hong Kong and Singapore; variable and floating rate securities; unrated and high yield securities (or "junk bonds"); and derivatives (including swaps, futures, forwards and options). The Fund may also hold cash in a deposit account in China or invest in U.S. money market funds or other U.S. cash equivalents. Foreign investment companies in which the Fund may invest include RMB-denominated short-term bond funds domiciled in the PRC ("PRC Investment Companies"). The other investment companies in which the Fund may invest may be advised, sponsored or otherwise serviced by Krane and/or its affiliates. The Fund will not hold cash in a Chinese deposit account if it would cause the Fund to (i) invest more than 5% of its total assets in such deposit account; or (ii) invest more than 10% of its total assets in such deposit accounts.

Although the Fund reserves the right to replicate (or hold all constituents of) the Underlying Index, the Fund expects to use representative sampling to track the Underlying Index. "Representative sampling" is a strategy that involves investing in a representative sample of securities that collectively have an investment profile similar to the Underlying Index.

As of May 30, 2021, the credit ratings for the constituents in the Underlying Index ranged from unrated to AAA, as determined by Chinese credit rating organizations.

The Fund is non-diversified. To the extent the Underlying Index is concentrated in a particular industry, the Fund is expected to be concentrated in that industry. As of the date of this prospectus, the Underlying Index was concentrated in Chinese government/Chinese government-related debt. The Underlying Index is rebalanced and reconstituted monthly.

The Fund may engage in securities lending

## Principal Risks

As with all ETFs, a shareholder of the Fund is subject to the risk that his or her investment could lose money. The Fund may not achieve its investment objective and an investment in the Fund is not by itself a complete or balanced investment program. An investment in the Fund is not a deposit with a bank and is not insured or guaranteed by the Federal Deposit Insurance Corporation or any other government agency. An investment in the Fund involves the risk of total loss. In addition to these risks, the Fund is subject to a number of additional principal risks that may affect the value of its shares, including:

**China Risk.** The Chinese economy is generally considered an emerging market and can be significantly affected by economic and political conditions in China and surrounding Asian countries. China may be subject to considerable degrees of economic, political and social instability. In addition, the Chinese economy is export-driven and highly reliant on trading with key partners. A downturn in the economies of China's primary trading partners could slow or eliminate the growth of the Chinese

## Fund Summary

### KraneShares Bloomberg Barclays China Bond Inclusion Index ETF (formerly, KraneShares E Fund China Commercial Paper ETF)

economy and adversely impact the Fund's investments. The Chinese government strictly regulates the payment of foreign currency denominated obligations and sets monetary policy. The Chinese government may introduce new laws and regulations that could have an adverse effect on the Fund. Although China has begun the process of privatizing certain sectors of its economy, privatized entities may lose money and/or be re-nationalized.

In the Chinese securities markets, a small number of issuers may represent a large portion of the entire market. The Chinese securities markets are subject to more frequent trading halts, low trading volume and price volatility. Recent developments in relations between the United States and China have heightened concerns of increased tariffs and restrictions on trade between the two countries. An increase in tariffs or trade restrictions, or even the threat of such developments, could lead to a significant reduction in international trade, which could have a negative impact on China's export industry and a commensurately negative impact on the Fund.

The RMB Bond market is volatile and risks suspension of trading by, in particular, securities and government interventions. Trading in RMB Bonds may be suspended without warning and for lengthy periods. Information on such trading suspensions, including as to their expected length, may be unavailable. Securities affected by trading suspensions may be or become illiquid.

In recent years, Chinese entities have incurred significant levels of debt and Chinese financial institutions currently hold relatively large amounts of non-performing debt. Thus, there exists a possibility that widespread defaults could occur, which could trigger a financial crisis, freeze Chinese debt and finance markets and make Chinese securities illiquid.

In addition, trade relations between the U.S. and China have recently been strained. Worsening trade relations between the two countries could adversely impact the Fund, particularly to the extent that the Chinese government restricts foreign investments in on-shore Chinese companies or the U.S. government restricts investments by U.S. investors in China. Worsening trade relations may also result in market volatility and volatility in the price of Fund shares.

Disclosure and regulatory standards in emerging market countries, such as China, are in many respects less stringent than U.S. standards. There is substantially less publicly available information about Chinese issuers than there is about U.S. issuers.

**Bond Connect Risk.** Bond Connect is a mutual market access scheme that commenced trading on July 3, 2017 and represents an exception to Chinese laws that generally restrict foreign investment in RMB Bonds. In August 2018, Bond Connect enhanced its settlement system to fully implement real-time delivery-versus-payment settlement of trades, which has resulted in increased adoption of Bond Connect by investors. However, there is a risk that Chinese regulators may alter all or part of the structure and terms of, as well as the Fund's access to, Bond Connect in the future or eliminate it altogether, which may limit or prevent the Fund from investing directly in or selling its RMB Bonds.

**Chinese Credit Rating Risks.** The constituents of the Underlying Index, and therefore the securities held by the Fund, will generally be rated by Chinese ratings agencies (and not by U.S. nationally recognized statistical ratings organizations ("NRSROs")). The rating criteria and methodology used by Chinese rating agencies may be different from those adopted by NRSROs and international credit rating agencies. Therefore, such rating systems may not provide an equivalent standard for comparison with securities rated by NRSROs and international credit rating agencies.

## Fund Summary

### KraneShares Bloomberg Barclays China Bond Inclusion Index ETF (formerly, KraneShares E Fund China Commercial Paper ETF)

**CIBM Program Risk.** The CIBM Program was announced in February 2016 and represents an exception to Chinese laws that generally restrict foreign investment in RMB Bonds. There is a significant risk that Chinese regulators may alter all or part of the structure and terms of, as well as the Fund's access to, the CIBM Program in the future or eliminate it altogether, which may limit or prevent the Fund from investing directly in or selling RMB Bonds. Further, in order to participate in the CIBM Program, an onshore settlement agent, will be appointed for the Fund through whom trades in the CIBM Program will be conducted. The quality of the Fund's trades and settlement will be dependent upon the settlement agent, who may not perform to expectations and, thereby, harm the Fund. The agent could also terminate its relationship with Krane and/or the Fund and thus eliminate the Fund's access to the CIBM Program, which could adversely affect the Fund.

**Capital Controls Risk.** Economic conditions, such as volatile currency exchange rates and interest rates, political events and other conditions may, without prior warning, lead to intervention by government actors and the imposition of "capital controls." Capital controls include the prohibition of, or restrictions on, the ability to transfer currency, securities or other assets and could adversely affect a Fund's investments as well as the issuers in which the Fund invests. Levies may be placed on profits repatriated by foreign entities (such as the Fund). Although the RMB is not presently freely convertible, rather it is subject to the approval of the State Administration of Foreign Exchange ("SAFE") and other relevant authorities, repatriations by RQFIs or through the Bond Connect and CIBM Programs are currently permitted daily and Chinese authorities have indicated their plans to move to a fully freely convertible RMB. There is no assurance, however, that repatriation restrictions will not be (re-)imposed in the future.

**Custody Risks.** In accordance with Chinese regulations and the terms of a QFII or RQFII license, as applicable, and insofar as Krane may choose to use a QFII or RQFII license in the future, RMB Bonds will be held in the joint names of the Fund and Krane. While Krane may not use such an account for any purpose other than for maintaining the Fund's assets, the Fund's assets may not be as well protected as they would be if it were possible for them to be registered and held solely in the name of the Fund. There is a risk that creditors of Krane may assert that the securities are owned by Krane and that regulatory actions taken against Krane may affect the Fund. The risk is particularly acute in the case of cash deposited with a PRC sub-custodian ("PRC Custodian") because it may not be segregated, and it may be treated as a debt owing from the PRC Custodian to the Fund as a depositor. Thus, in the event of a PRC Custodian bankruptcy, liquidation, or similar event, the Fund may face difficulties and/or encounter delays in recovering its cash.

**Exchange-Traded Bond Market Risk.** To the extent the Fund were to invest in RMB Bonds via the Exchange-Traded Bond Market, the transactions could be subject to wider spreads between the bid and the offered prices. This wider spread could adversely affect the price at which the Fund could purchase or sell the RMB Bonds and could impair the Fund's performance.

**Hong Kong Risk.** The economy of Hong Kong has few natural resources and any fluctuation or shortage in the commodity markets could have a significant adverse effect on the Hong Kong economy. Hong Kong is also heavily dependent on international trade and finance. Additionally, the continuation and success of the current political, economic, legal and social policies of Hong Kong is dependent on and subject to the control of the Chinese government. China may change its policies regarding Hong Kong at any time. Any such change may adversely affect market conditions and the performance of Chinese and Hong Kong issuers and, thus, the value of securities in the Fund's portfolio.

## Fund Summary

### KraneShares Bloomberg Barclays China Bond Inclusion Index ETF (formerly, KraneShares E Fund China Commercial Paper ETF)

**RQFII and QFII License Risk.** Krane may choose to use a RQFII or QFII license and quota in the future to invest directly in RMB Bonds. The RQFII rules were adopted relatively recently and are novel. Chinese regulators may revise or discontinue the RQFII program at any time. The Fund's investments may be limited to the quota obtained by Krane in its capacity as a RQFII or QFII on behalf of the Fund. There is no guarantee that the China Securities Regulatory Commission ("CSRC") will ultimately grant a RQFII or QFII license or quota for the Fund, and the application process may take a significant amount of time. In addition, a reduction or elimination of the quota may have a material adverse effect on the ability of the Fund to achieve its investment objectives. Should the amount of RMB Bonds that the Fund is eligible to invest in be or become inadequate to meet its investment needs, such as if Krane is unable to obtain RQFII or QFII status, the Fund may need to rely exclusively on investments through Bond Connect, the CIBM Program or the Exchange-Traded Bond Market to purchase RMB Bonds.

**Tax Risk.** Although Chinese law provides for a tax on capital gains ("CGT") realized by non-residents, significant uncertainties surround the implementation of this law, particularly with respect to trading of debt-related RMB Bonds by RQFIIs and QFIIs. In addition, there is uncertainty as to the application and implementation of China's value added tax to the Fund's activities. It is also unclear how China's value added tax may apply to RMB Bonds and how such application may be affected by tax treaty provisions. The imposition of such taxes, as well as future changes in applicable PRC tax law, may adversely affect the Fund. On November 7, 2018, the Chinese government announced a three-year exemption from the corporate income tax withholding tax and value added tax for China-sourced bond interest derived by overseas institutional investors, but its application, such as with respect to the type of debt issuers covered by the exemption, and whether such taxes will be implemented again after November 6, 2021, remains unclear in certain respects.

The Fund reserves the right to establish a reserve for taxes which present uncertainty as to whether they will be assessed, although it currently does not do so. If the Fund establishes such a reserve but is not ultimately subject to these taxes, shareholders who redeemed or sold their shares while the reserve was in place will effectively bear the tax and may not benefit from the later release, if any, of the reserve. Conversely, if the Fund does not establish such a reserve but ultimately is subject to the tax, shareholders who redeemed or sold their shares prior to the tax being withheld, reserved or paid will have effectively avoided the tax. Investors should note that such provision, if any, may be excessive or inadequate to meet actual tax liabilities (which could include interest and penalties) on the Fund's investments. Any taxes imposed in connection with the Fund's activities will be borne by the Fund. As a result, investors may be advantaged or disadvantaged depending on the final rules of the relevant tax authorities.

**Fixed Income Securities Risk.** Fixed income securities are subject to credit risk and interest rate risk. Credit risk refers to the possibility that the issuer of a security will not make timely interest payments or repay the principal of the debt issued (i.e., default on its obligations). A downgrade or default on securities held by the Fund could adversely affect the Fund's performance. Generally, the longer the maturity and the lower the credit quality of a security, the more sensitive it is to credit risk. Interest rate risk refers to fluctuations in the value of a debt resulting from changes in the level of interest rates. When interest rates go up, the prices of most debt instruments generally go down; and when interest rates go down, the prices of most debt instruments generally go up. Debt instruments with longer durations tend to be more sensitive to interest rate changes, typically making them more volatile. Interest rates have recently increased and may continue increasing, thereby heightening the risks associated with rising interest rates.

## Fund Summary

### KraneShares Bloomberg Barclays China Bond Inclusion Index ETF (formerly, KraneShares E Fund China Commercial Paper ETF)

**Subordinated Obligations Risk.** Payments under some RMB Bonds may be structurally subordinated to other existing and future liabilities and obligations of the issuer. Claims of creditors of subordinated debt will have less priority as to the assets of the issuer and its creditors who seek to enforce the terms of the RMB Bond. Certain RMB Bonds may not contain any restrictions on the ability to incur additional unsecured indebtedness.

**Pay-In-Kind and Step-Up Coupon Securities Risk.** A pay-in-kind security pays no interest in cash to its holder during its life. Similarly, a step-up coupon security is a debt security that may not pay interest for a specified period of time and then, after the initial period, may pay interest at a series of different rates. Accordingly, pay-in-kind and step-up coupon securities will be subject to greater fluctuations in market value in response to changing interest rates than debt obligations of comparable maturities that make current, periodic distribution of interest in cash.

**Perpetual Bonds Risk.** Perpetual bonds offer a fixed return with no maturity date. Because they never mature, perpetual bonds can be more volatile than other types of bonds that have a maturity date and may be more sensitive to changes in interest rates. If market interest rates rise significantly, the interest rate paid by a perpetual bond may be much lower than the prevailing interest rate. Perpetual bonds are also subject to credit risk with respect to the issuer. In addition, because perpetual bonds may be callable after a set period of time, there is the risk that the issuer may recall the bond, which may require the Fund to reinvest the proceeds in lower yielding securities.

**Variable and Floating Rate Securities Risk.** During periods of increasing interest rates, changes in the coupon rates of variable or floating rate securities may lag behind the changes in market rates or may have limits on the maximum increases in coupon rates. Alternatively, during periods of declining interest rates, the coupon rates on such securities will typically readjust downward resulting in a lower yield. Floating rate notes are generally subject to legal or contractual restrictions on resale, may trade infrequently, and their value may be impaired when the Fund needs to liquidate such securities.

**Emerging Markets Risk.** The Fund's investments in emerging markets are subject to greater risk of loss than investments in developed markets. This is due to, among other things, greater market volatility, greater risk of asset seizures and capital controls, lower trading volume, political and economic instability, greater risk of market shutdown, and more governmental limitations on foreign investments than typically found in developed markets. The economies of emerging markets, and China in particular, may be heavily reliant upon international trade and may suffer disproportionately if international trading declines or is disrupted.

**Foreign Securities Risk.** Investments in securities of non-U.S. issuers may be less liquid than investments in U.S. issuers, may have less governmental regulation and oversight, and are typically subject to different investor protection standards than U.S. issuers. Investments in non-U.S. securities entail the risk of loss due to foreign currency fluctuations and political or economic instability. Foreign market trading hours, clearance and settlement procedures, and holiday schedules may limit the Fund's ability to buy and sell securities. These factors could result in a loss to the Fund.

**Geographic Focus Risk.** The Fund's investments are expected to be focused in a particular country, countries, or region to the same extent as the Underlying Index and therefore the Fund may be susceptible to adverse market, political, regulatory, and geographic events affecting that country, countries or region. Such geographic focus also may subject the Fund to a higher degree of volatility than a more geographically diversified fund.



## Fund Summary

### KraneShares Bloomberg Barclays China Bond Inclusion Index ETF (formerly, KraneShares E Fund China Commercial Paper ETF)

**Currency Risk.** The Fund's net asset value ("NAV") is determined on the basis of the U.S. dollar, therefore, the Fund may lose value if the local currency of a foreign market depreciates against the U.S. dollar, even if the local currency value of the Fund's holdings goes up. Currency exchange rates can be very volatile and can change quickly and unpredictably, which may adversely affect the Fund. The Fund may also be subject to delays in converting or transferring U.S. dollars to foreign currencies for the purpose of purchasing portfolio investments. This may hinder the Fund's performance, including because any delay could result in the Fund missing an investment opportunity and purchasing securities at a higher price than originally intended, or incurring cash drag.

**Non-Diversified Fund Risk.** Because the Fund is non-diversified and may invest a greater portion of its assets in fewer issuers than a diversified fund, changes in the market value of a single portfolio holding could cause greater fluctuations in the Fund's share price than would occur in a diversified fund. This may increase the Fund's volatility and cause the performance of a single portfolio holding or a relatively small number of portfolio holdings to have a greater impact on the Fund's performance.

**Concentration Risk.** The Fund's assets are expected to be concentrated in an industry or group of industries to the extent that the Underlying Index concentrates in a particular industry or group of industries. The securities of companies in an industry or group of industries could react similarly to market developments. Thus, the Fund is subject to loss due to adverse occurrences that affect one industry or group of industries or sector. As of the date of this prospectus, the Underlying Index was concentrated in Chinese government/Chinese government-related debt.

**Sovereign and Quasi-Sovereign Debt Risk.** The governmental authority that controls the repayment of sovereign and quasi-sovereign debt may be unwilling or unable to repay the principal and/or interest when due including due to the extent of its foreign reserves, the availability of sufficient foreign exchange, the relative size of the debt service burden to the economy as a whole the debtor's policy towards the International Monetary Fund, and the political constraints to which the debtor is subject. If an issuer of government or quasi-government debt defaults on payments of principal and/or interest, the Fund may have limited legal recourse against the issuer and/or guarantor. During periods of economic uncertainty, the market prices of sovereign and quasi-sovereign bonds may be more volatile and result in losses. In the past, certain governments of emerging market countries have declared themselves unable to meet their financial obligations on a timely basis, which has resulted in losses for investors.

**Derivatives Risk.** The use of derivatives (including swaps, futures, forwards, structured notes and options) may involve leverage, which includes risks that are different from, and greater than, the risks associated with investing directly in a reference asset, because a small investment in a derivative can result in a large impact on the Fund and may cause the Fund to be more volatile. Derivatives may at times be highly illiquid, and the Fund may not be able to close out or sell a derivative at a particular time or at an anticipated price. Derivatives can be difficult to value and valuation may be more difficult in times of market turmoil. There may be imperfect correlation between the derivative and that of the reference asset, resulting in unexpected returns that could materially adversely affect the Fund. Certain derivatives (such as swaps and options) are bi-lateral agreements that expose the Fund to counterparty risk, which is the risk of loss in the event that the counterparty to an agreement fails to make required payments or otherwise comply with the terms of derivative. In that case, the Fund may suffer losses potentially equal to, or greater than, the full value of the derivative if the counterparty fails to perform its obligations. That risk is generally thought to be greater with

## Fund Summary

### KraneShares Bloomberg Barclays China Bond Inclusion Index ETF (formerly, KraneShares E Fund China Commercial Paper ETF)

over-the-counter (OTC) derivatives than with derivatives that are exchange traded or centrally cleared. Counterparty risks are compounded by the fact that there are only a limited number of ways available to invest in certain reference assets and, therefore, there may be few counterparties to swaps or options based on those reference assets. Many derivatives are subject to segregation requirements that require the Fund to segregate the market or notional value of the derivatives, which could impede the portfolio management of the Fund.

**High Yield and Unrated Securities Risk.** Securities that are unrated or rated below investment grade (or “junk bonds”) are subject to greater risk of loss of income and principal than highly rated securities because their issuers may be more likely to default. Junk bonds are inherently speculative. The prices of unrated and high yield securities are likely to be more volatile than those of highly rated securities, and the secondary market for them may be less liquid than that for highly rated securities.

**Privately-Issued Securities Risk.** The Fund may invest in privately-issued securities, including those that are normally purchased pursuant to Rule 144A or Regulation S promulgated under the Securities Act of 1933, as amended (the “Securities Act”). Privately-issued securities are securities that have not been registered under the Securities Act and as a result are subject to legal restrictions on resale. Privately-issued securities are not traded on established markets and may be less liquid, difficult to value and subject to wide fluctuations in value. Delay or difficulty in selling such securities may result in a loss to the Fund. In addition, transaction costs may be higher for privately-issued securities than for more liquid securities. The Fund may have to bear the expense of registering privately-issued securities for resale and the risk of substantial delays in effecting the registration.

**ETF Risk.** As an ETF, the Fund is subject to the following risks:

**Authorized Participants Concentration Risk.** The Fund has a limited number of financial institutions that may act as Authorized Participants. To the extent they exit the business or are otherwise unable to proceed in creation and redemption transactions with the Fund and no other Authorized Participant is able to step forward to create or redeem, shares of the Fund may be more likely to trade at a premium or discount to NAV and possibly face trading halts or delisting. Authorized Participant concentration risk may be heightened for exchange-traded funds (“ETFs”), such as the Fund, that invest in securities issued by non-U.S. issuers or other securities or instruments that have lower trading volumes.

**Cash Transactions Risk.** Like other ETFs, the Fund sells and redeems its shares only in large blocks called Creation Units and only to “Authorized Participants.” Unlike many other ETFs, however, the Fund expects to effect its creations and redemptions at least partially or fully for cash, rather than in-kind securities. Thus, an investment in the Fund may be less tax-efficient than an investment in other ETFs as the Fund may recognize a capital gain that it could have avoided by making redemptions in-kind. As a result, the Fund may pay out higher capital gains distributions than ETFs that redeem in-kind. Further, paying redemption proceeds in cash rather than through in-kind delivery of portfolio securities may require the Fund to dispose of or sell portfolio investments to obtain the cash needed to distribute redemption proceeds at an inopportune time.

**International Closed Market Trading Risk.** To the extent the Fund’s investments trade in markets that are closed when the Fund and Exchange are open, there are likely to be deviations between current pricing of an underlying security and the prices at which the underlying securities are valued for purposes of the Fund’s NAV. As a result, Shares may appear to trade at a significant discount or premium to NAV greater than those incurred by other ETFs. In addition, shareholders may

## Fund Summary

### KraneShares Bloomberg Barclays China Bond Inclusion Index ETF (formerly, KraneShares E Fund China Commercial Paper ETF)

not be able to purchase or redeem their shares of the Fund, or purchase or sell shares of the Fund on the Exchange, on days when the NAV of the Fund could be significantly affected by events in the relevant non-U.S. markets.

**Premium/Discount Risk.** There may be times when the market price of the Fund's shares is more than the NAV intra-day (at a premium) or less than the NAV intra-day (at a discount). As a result, shareholders of the Fund may pay more than NAV when purchasing shares and receive less than NAV when selling Fund shares. This risk is heightened in times of market volatility or periods of steep market declines. In such market conditions, market or stop loss orders to sell Fund shares may be executed at prices well below NAV.

**Secondary Market Trading Risk.** Investors buying or selling shares in the secondary market will normally pay brokerage commissions, which are often a fixed amount and may be a significant proportional cost for investors buying or selling relatively small amounts of shares. Secondary market trading is subject to bid-ask spreads and trading in Fund shares may be halted by the Exchange because of market conditions or other reasons. If a trading halt occurs, a shareholder may temporarily be unable to purchase or sell shares of the Fund. In addition, although the Fund's shares are listed on the Exchange, there can be no assurance that an active trading market for shares will develop or be maintained or that the Fund's shares will continue to be listed.

**Small Fund Risk.** The Fund is small and does not yet have a significant number of shares outstanding. Small funds are at greater risk than larger funds of wider bid-ask spreads for its shares, trading at a greater premium or discount to NAV, liquidation and/or a stop to trading.

**Liquidity Risk.** The Fund's investments are subject to liquidity risk, which exists when an investment is or becomes difficult or impossible to purchase or sell at an advantageous time and price. If a transaction is particularly large or if the relevant market is or becomes illiquid, it may not be possible to initiate a transaction or liquidate a position, which may cause the Fund to suffer significant losses and difficulties in meeting redemptions. Liquidity risk may be the result of, among other things, market turmoil, the reduced number and capacity of traditional market participants, or the lack of an active trading market. Markets for securities or financial instruments could be disrupted by a number of events, including, but not limited to, an economic crisis, natural disasters, new legislation or regulatory changes inside or outside the U.S. Liquid investments may become less liquid after being purchased by the Fund, particularly during periods of market stress. In addition, if a number of securities held by the Fund stop trading, it may have a cascading effect and cause the Fund to halt trading. Volatility in market prices will increase the risk of the Fund being subject to a trading halt. Certain countries in which the Fund may invest may be subject to extended settlement delays and/or foreign holidays, during which the Fund will unlikely be able to convert holdings to cash.

**Passive Investment Risk.** There is no guarantee that the Underlying Index will create the desired exposure and the Fund is not actively managed. It does not seek to "beat" the Underlying Index or take temporary defensive positions when markets decline. Therefore, the Fund may purchase or hold securities with current or projected underperformance.

**Management Risk.** The Fund may not fully replicate the Underlying Index and may hold less than the total number of securities in the Underlying Index. Therefore, the Fund is subject to the risk that Krane's security selection process may not produce the intended results.

## Fund Summary

### KraneShares Bloomberg Barclays China Bond Inclusion Index ETF (formerly, KraneShares E Fund China Commercial Paper ETF)

**Tracking Error Risk.** The Fund's return may not match or achieve a high degree of correlation with the return of the Underlying Index. This may be due to, among other factors, the Fund holding cash under certain circumstances in lieu of Underlying Index securities, such as when the Fund is subject to delays converting U.S. dollars into a foreign currency to purchase foreign securities and unable to invest in certain constituents of the Underlying Index due to regulatory constraints, trading suspensions, and legal restrictions imposed by foreign governments. To the extent that the Fund employs a representative sampling strategy or calculates its NAV based on fair value prices and the value of the Underlying Index is based on securities' closing prices on local foreign markets, the Fund's ability to track the Underlying Index may be adversely affected.

**Market Risk.** The values of the Fund's holdings could decline generally or could underperform other investments. In addition, there is a risk that policy changes by the U.S. Government, Federal Reserve, and/or other government actors could cause volatility in global financial markets and negative sentiment, which could have a negative impact on the Fund and could result in losses. Geopolitical and other risks, including environmental and public health risks may add to instability in world economies and markets generally. Changes in value may be temporary or may last for extended periods. Further, the Fund is susceptible to the risk that certain investments may be difficult or impossible to sell at a favorable time or price. Market developments may also cause the Fund's investments to become less liquid and subject to erratic price movements.

**Valuation Risk.** Independent market quotations for certain investments held by the Fund may not be readily available, and such investments may be fair valued or valued by a pricing service at an evaluated price. These valuations involve subjectivity and different market participants may assign different prices to the same investment. As a result, there is a risk that the Fund may not be able to sell an investment at the price assigned to the investment by the Fund. In addition, the securities in which the Fund invests may trade on days that the Fund does not price its shares; as a result, the value of Fund shares may change on days when investors cannot purchase or sell their Fund holdings.

**Tax Risk.** In order to qualify for the favorable tax treatment available to regulated investment companies, the Fund must satisfy certain income, asset diversification and distribution requirements each year. The Fund's investments in issuers whose control persons are not certain creates a risk that tax authorities may retrospectively deem the Fund to have failed the asset diversification requirements. If the Fund were to fail the favorable tax treatment requirements, it would be taxed in the same manner as an ordinary corporation, which would adversely affect its performance.

**Investments in Investment Companies Risk.** The Fund may invest in other investment companies, including those that are advised, sponsored or otherwise serviced by Krane and/or its affiliates. The Fund will indirectly be exposed to the risks of investments by such funds and will incur its pro rata share of the underlying fund's expenses. Additionally, investments in ETFs are subject to ETF Risk. Krane is subject to conflicts of interest in allocating Fund assets to investment companies that are advised, sponsored or otherwise serviced by Krane and/or its affiliates. To the extent that the Fund invests in investment companies or other pooled investment vehicles that are not registered pursuant to the 1940 Act, including foreign investment companies, it will not enjoy the protections of the U.S. law.

**High Portfolio Turnover Risk.** The Fund may incur high portfolio turnover rates, which may increase the Fund's brokerage commission costs and negatively impact the Fund's performance. Such portfolio turnover also may generate net short-term capital gains

Fund Summary

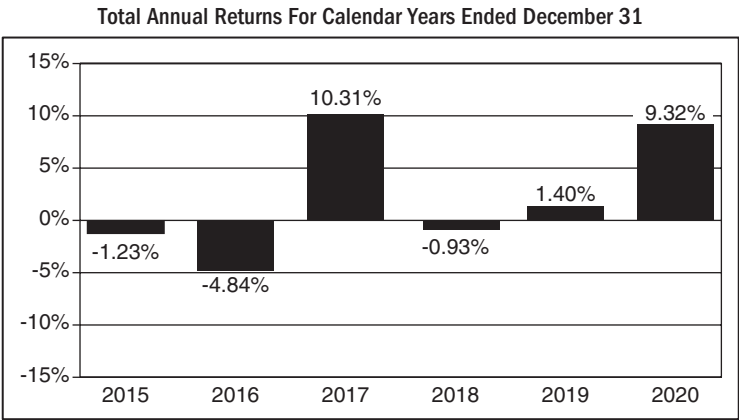
KraneShares Bloomberg Barclays China Bond Inclusion Index ETF  
(formerly, KraneShares E Fund China Commercial Paper ETF)

**Securities Lending Risk.** To the extent the Fund lends its securities, it may be subject to the following risks: (1) the securities in which the collateral is invested may not perform sufficiently to cover the applicable rebate rates paid to borrowers and related administrative costs; (2) delays may occur in the recovery of securities from borrowers, which could interfere with the Fund’s ability to vote proxies or to settle transactions; and (3) although borrowers of the Fund’s securities typically provide collateral in the form of cash that is reinvested in securities, there is the risk of possible loss of rights in the collateral should the borrower fail financially.

**Cash and Cash Equivalents Risk.** The Fund may hold cash or cash equivalents. Generally, such positions offer less potential for gain than other investments. This is particularly true when the market for other investments in which the Fund may invest is rapidly rising. If the Fund holds cash uninvested it will be subject to the credit risk of the depositing institution holding the cash.

Performance Information

The following bar chart and table illustrate the variability of the Fund’s returns and indicate the risks of investing in the Fund by showing how the Fund’s average annual total returns compare with those of a broad measure of market performance. All returns include the reinvestment of dividends and distributions. As always, please note that the Fund’s past performance (before and after taxes) is not necessarily an indication of how it will perform in the future. Updated performance information is available at no cost by visiting [www.kraneshares.com](http://www.kraneshares.com). In addition, prior to April 1, 2021, a sub-adviser was responsible for day-to-day portfolio management of the Fund and prior to June 4, 2021 the Fund previously sought to track the performance of the CSI Diversified High Grade Commercial Paper Index, before fees and expenses.



As of June 30, 2021, the Fund’s calendar year-to-date total return was 0.40%.

Best and Worst Quarter Returns (for the period reflected in the bar chart above)

	Return	Quarter Ended/Year
Highest Return .....	5.10%	12/31/2020
Lowest Return .....	-4.01%	6/30/2018

## Fund Summary

### KraneShares Bloomberg Barclays China Bond Inclusion Index ETF (formerly, KraneShares E Fund China Commercial Paper ETF)

#### Average Annual Total Returns for the periods ended December 31, 2020

Kraneshares Bloomberg Barclays China Bond Inclusion Index ETF (Formerly, Kraneshares E Fund China Commercial Paper ETF)	1 year	5 years	Since Inception (12-2-2014)
Return Before Taxes . . . . .	9.32%	2.88%	2.04%
Return After Taxes on Distributions . . . . .	8.52%	2.06%	1.27%
Return After Taxes on Distributions and Sale of Fund Shares . . . . .	5.49%	1.85%	1.22%
S&P 500 Index (Reflects no deduction for fees, expenses or taxes) . . . . .	18.40%	15.22%	12.56%
CSI Diversified High Grade Commercial Paper Index (Reflects no deduction for fees, expenses or taxes)* . . . . .	9.44%	3.31%	2.62%
S&P U.S. Treasury Bill 3-6 Month Index (Reflects no deduction for fees, expenses or taxes) . . . . .	0.87%	1.31%	1.10%

\* On June 4, 2021, the Fund changed its goal to seek to track the performance of the Bloomberg Barclays China Inclusion Focused Bond Index rather than the CSI Diversified High Grade Commercial Paper Index.

Average annual total returns are shown on a before- and after-tax basis for the Fund. After-tax returns for the Fund are calculated using the historical highest individual federal marginal income tax rates and do not reflect the impact of state and local taxes. Actual after-tax returns depend on an investor's tax situation and may differ from those shown. After-tax returns shown are not relevant to investors who hold shares through tax-deferred arrangements, such as 401(k) plans or individual retirement plans.

## Management

### Investment Adviser and Sub-Adviser

Krane Funds Advisors, LLC serves as the investment adviser to the Fund.

### Portfolio Managers

James Maund, Head of Capital Markets at the Adviser, has served as the lead portfolio manager of the Fund since April 2021. Jonathan Shelon, Chief Operating Officer of the Adviser, also serves as a portfolio manager of the Fund. Mr. Shelon supports Mr. Maund and Krane's investment team for the Fund and has been a portfolio manager of the Fund since April 2021.

### Purchase and Sale of Fund Shares

Shares may be purchased and redeemed from the Fund only in "Creation Units" of 50,000 shares, or multiples thereof. As a practical matter, only institutions and large investors, such as market makers or other large broker-dealers, purchase or redeem Creation Units. Most investors will buy and sell shares of the Fund on the Exchange. Individual shares can be bought and sold throughout the trading day like other publicly traded securities through a broker-dealer on the Exchange. These transactions do not involve the Fund. The price of an individual Fund share is based on market prices, which may be different from its NAV. As a result, the Fund's shares may trade at a price greater than the NAV (at a premium) or less than the NAV (at a discount). An investor may incur costs attributable to the difference between the highest price a buyer is willing to pay to purchase shares of the Fund (bid) and the lowest price a seller is willing to accept for shares of the Fund (ask) when buying or selling shares in the secondary market (the "bid-ask spread"). Most investors will incur customary brokerage commissions and charges when buying or selling shares of the Fund through a broker-dealer.

## Fund Summary

### **KraneShares Bloomberg Barclays China Bond Inclusion Index ETF (formerly, KraneShares E Fund China Commercial Paper ETF)**

Recent information regarding the Fund, including its NAV, market price, premiums and discounts, and bid ask spreads, are available on the Fund's website at [www.kraneshares.com](http://www.kraneshares.com).

## **Tax Information**

Fund distributions are generally taxable as ordinary income or capital gains (or a combination), unless your investment is in an IRA or other tax-advantaged retirement account, which may be taxable upon withdrawal.

## **Payments to Broker-Dealers and Other Financial Intermediaries**

If you purchase Fund shares through a broker-dealer or other financial intermediary (such as a bank), the Fund and its related companies may pay the intermediary for the sale of Fund shares and related services. These payments may create a conflict of interest by influencing the broker-dealer or other intermediary and your sales person to recommend the Fund over another investment. Ask your sales person or visit your financial intermediary's website for more information.

Fund Summary

KraneShares Electric Vehicles and Future Mobility Index ETF

Investment Objective

The KraneShares Electric Vehicles and Future Mobility Index ETF (the “Fund”) seeks to provide investment results that, before fees and expenses, correspond generally to the price and yield performance of a specific equity securities index. The Fund’s current index is the Bloomberg Electric Vehicles Index (the “Underlying Index”).

Fees and Expenses of the Fund

The following table describes the fees and expenses you may pay if you buy, hold and sell shares of the Fund. You may pay other fees, such as brokerage commissions and other fees to financial intermediaries, which are not reflected in the tables and examples below.

Shareholder Fees (fees paid directly from your investment)	None
Annual Fund Operating Expenses	
(expenses that you pay each year as a percentage of the value of your investment)	
Management Fees	0.68%
Distribution and/or Service (12b-1) Fees*	0.00%
Other Expenses**	0.02%
Total Annual Fund Operating Expenses	0.70%

\* Pursuant to a Distribution Plan, the Fund may bear a Rule 12b-1 fee not to exceed 0.25% per year of the Fund's average daily net assets. However, no such fee is currently paid by the Fund, and the Board of Trustees has not currently approved the commencement of any payments under the Distribution Plan.

\*\* Although the Fund's investment adviser, Krane Funds Advisors, LLC (“Krane” or “Adviser”) receives 10% of the net revenue generated by the Fund's securities lending activities and such amount is included in “Other Expenses,” the Fund receives 90% of such net revenues. Please see the “Management” section of the Prospectus for more information.

Example

This Example is intended to help you compare the cost of investing in the Fund with the cost of investing in other funds. The Example assumes that you invest \$10,000 in the Fund for the time periods indicated. The Example also assumes that your investment has a 5% return each year and that the Fund’s operating expenses remain the same. Although your actual costs may be higher or lower, based on these assumptions, whether you do or do not sell your shares, your costs would be:

1 Year	3 Years	5 Years	10 Years
\$72	\$224	\$390	\$871

Portfolio Turnover

The Fund pays transaction costs, such as commissions, when it buys and sells securities (or “turns over” its portfolio). A higher portfolio turnover rate may indicate higher transaction costs and may result in higher taxes when Fund shares are held in a taxable account. These costs, which are not reflected in the Annual Fund Operating Expenses or in the Example, affect the Fund’s performance. During the most recent fiscal year, the Fund’s portfolio turnover rate was 81% of the average value of its portfolio. This rate excludes the value of portfolio securities received or delivered as a result of in-kind creations or redemptions of the Fund’s shares.



## Fund Summary

### KraneShares Electric Vehicles and Future Mobility Index ETF

#### Principal Investment Strategies

Under normal circumstances, the Fund will invest at least 80% of its total assets in components of the Underlying Index, depositary receipts, including American depositary receipts ("ADRs"), representing such components, securities underlying depositary receipts in the Underlying Index and instruments that have economic characteristics similar to securities included in the Underlying Index. The Underlying Index is designed to measure the equity market performance of companies engaged in the production of electric vehicles or their components or in other initiatives that are expected to change the future of mobility, as determined by Bloomberg Indices, the provider of the Underlying Index ("Index Provider"). This includes companies that are expected to derive significant revenues from electric vehicles, energy storage technologies, autonomous navigation technology, lithium and copper mining, and hydrogen fuel cells.

To be eligible for inclusion in the Underlying Index, a security must be a member of the BloombergWorld Equity Aggregate Index and classified as belonging to the vehicles, electrical vehicle components, batteries, hydrogen fuel cells, or raw materials sector classifications as determined by the Bloomberg Intelligence Theme-Basket committee. To determine eligibility, Bloomberg Intelligence uses a multistep process that (1) proposes companies and key terms associated with the above-named sector classifications; (2) searches filings of actively traded public companies for occurrences of key terms to affirm proposed companies and find missing companies; and (3) back-tests to see how closely the identified companies trade together as a group. Finally, the Bloomberg Intelligence Theme-Basket committee reviews the results to determine the final composition of the Underlying Index. Electric vehicles and mobility are not recognized industries, sub-industries or sectors. Therefore, to identify issuers engaged in those industries, the Index Provider cannot solely rely on traditional categorizations such as the Global Industry Classification Standard.

The Underlying Index is a modified market capitalization weighted index. The initial weight of each security is determined by dividing the free float market capitalization of each security by the sum of the free float market capitalizations of all the securities in the index. Using a two-step capping process, the initial weights are distributed such that the top eight securities are subject to a 5% cap. Securities after the top eight are subject to a 2.5% cap. Any excess weight from capping is then redistributed proportionally to the remaining uncapped securities. If there are multiple securities per issuer, then the issuer weight is redistributed proportionally to all of the securities within the issuer based on the free float market capitalization of each security.

The Fund may invest up to 20% of its assets in instruments that are not included in the Underlying Index, but that Krane believes will help the Fund track the Underlying Index. These investments may include equity securities and depositary receipts of issuers whose securities are not constituents of the Underlying Index, derivative instruments (including swaps, futures, forwards, structured notes and options), other investment companies (including exchange traded funds or "ETFs") and cash or cash equivalents (including money market funds). The other investment companies in which the Fund may invest may be advised, sponsored or otherwise serviced by Krane and/or its affiliates.

Although the Fund reserves the right to replicate (or hold all constituents of) the Underlying Index, the Fund expects to use representative sampling to track the Underlying Index. "Representative sampling" is a strategy that involves investing in a representative sample of securities that collectively have an investment profile similar to the Underlying Index.

## Fund Summary

### KraneShares Electric Vehicles and Future Mobility Index ETF

To the extent the Underlying Index is concentrated in a particular industry, the Fund is expected to be concentrated in that industry. As of May 31, 2021, the Underlying Index included 55 securities of companies with a float market capitalization range of approximately \$1.3 billion to \$602 billion and an average float market capitalization of approximately \$34.6 billion and the largest sectors represented in the Underlying Index were the consumer discretionary sector (29.97%), Materials sector (24.88%) and Technology sector (23.72 %). As of May 31, 2021, the largest markets in the Underlying Index were China (39.9%), US (23.3%) and Germany (9.9%).

The Fund may engage in securities lending.

#### Principal Risks

As with all ETFs, a shareholder of the Fund is subject to the risk that his or her investment could lose money. The Fund may not achieve its investment objective and an investment in the Fund is not by itself a complete or balanced investment program. An investment in the Fund is not a deposit with a bank and is not insured or guaranteed by the Federal Deposit Insurance Corporation or any other government agency. An investment in the Fund involves the risk of total loss. In addition to these risks, the Fund is subject to a number of additional principal risks that may affect the value of its shares, including:

**Autonomous Vehicles and Future Mobility Companies Risk.** Investments in autonomous vehicles and future mobility companies may be volatile. These companies are subject to intense competition, the risk of product obsolescence, changes in consumer preferences and legal, regulatory and political changes. Many of these companies make significant expenditures on research and development, and are heavily dependent on intellectual property rights, which may be challenged by other similar companies. A loss or impairment of intellectual property rights may adversely affect autonomous vehicles and future mobility companies. These vehicles may incorporate raw materials from companies concentrated in certain commodities, and may also rely on fuel sources that are more sensitive to commodities market activity than traditional vehicle fuels, which exposes the autonomous vehicles and future mobility companies to the price fluctuation of those commodities. They are also especially at risk of hacking, other cybersecurity events, and traffic accidents related to autonomous vehicles.

**China Risk.** The Chinese economy is generally considered an emerging market and can be significantly affected by economic and political conditions in China and surrounding Asian countries. China may be subject to considerable degrees of economic, political and social instability. In addition, the Chinese economy is export-driven and highly reliant on trading with key partners. A downturn in the economies of China's primary trading partners could slow or eliminate the growth of the Chinese economy and adversely impact the Fund's investments. The Chinese government strictly regulates the payment of foreign currency denominated obligations and sets monetary policy. The Chinese government may introduce new laws and regulations that could have an adverse effect on the Fund. Although China has begun the process of privatizing certain sectors of its economy, privatized entities may lose money and/or be re-nationalized.

In the Chinese securities markets, a small number of issuers may represent a large portion of the entire market. The Chinese securities markets are subject to more frequent trading halts, low trading volume and price volatility. Recent developments in relations between the United States and China have heightened concerns of increased tariffs and restrictions on trade between the two countries. An increase in tariffs or trade restrictions, or even the threat of such developments, could lead to a significant reduction in international trade, which could have a negative impact on China's export industry and a commensurately negative impact on the Fund.

## Fund Summary

### KraneShares Electric Vehicles and Future Mobility Index ETF

In recent years, Chinese entities have incurred significant levels of debt and Chinese financial institutions currently hold relatively large amounts of non-performing debt. Thus, there exists a possibility that widespread defaults could occur, which could trigger a financial crisis, freeze Chinese debt and finance markets and make Chinese securities illiquid.

In addition, trade relations between the U.S. and China have recently been strained. Worsening trade relations between the two countries could adversely impact the Fund, particularly to the extent that the Chinese government restricts foreign investments in on-shore Chinese companies or the U.S. government restricts investments by U.S. investors in China. Worsening trade relations may also result in market volatility and volatility in the price of Fund shares.

Disclosure and regulatory standards in emerging market countries, such as China, are in many respects less stringent than U.S. standards. There is substantially less publicly available information about Chinese issuers than there is about U.S. issuers.

**A-Shares Risk.** A-Shares are issued by companies incorporated in mainland China and are traded on Chinese exchanges. Investments in A-Shares are made available to domestic Chinese investors and certain foreign investors, including those who have been approved as a QFII or a RQFII and through the Stock Connect Programs, which currently include the Shanghai-Hong Kong Stock Connect, Shenzhen-Hong Kong Stock Connect, Shanghai-London Stock Connect, and China-Japan Stock Connect. Investments by foreign investors in A-Shares are subject to various restrictions, regulations and limits. The Fund currently intends to gain exposure to A-Shares through the Stock Connect Programs. The Fund may also gain exposure to A-Shares by investing in investments that provide exposure to A-Shares, such as other investment companies, or Krane may acquire a QFII or RQFII license to invest in A-Shares for the Fund. Investments in A-Shares are heavily regulated and the recoupment and repatriation of assets invested in A-Shares is subject to restrictions by the Chinese government. A-Shares may be subject to frequent and widespread trading halts and may become illiquid. This could cause volatility in the Fund's share price and subject the Fund to a greater risk of trading halts.

**Custody Risks.** In accordance with Chinese regulations and the terms of a QFII or RQFII license, as applicable, and insofar as Krane acquires a QFII or RQFII license, A-Shares will be held in the joint names of the Fund and Krane. While Krane may not use such an account for any purpose other than for maintaining the Fund's assets, the Fund's assets may not be as well protected as they would be if it were possible for them to be registered and held solely in the name of the Fund. There is a risk that creditors of Krane may assert that the securities are owned by Krane and that regulatory actions taken against Krane may affect the Fund. The risk is particularly acute in the case of cash deposited with a People's Republic of China ("PRC") sub-custodian ("PRC Custodian") because it may not be segregated, and it may be treated as a debt owing from the PRC Custodian to the Fund as a depositor. Thus, in the event of a PRC Custodian bankruptcy, liquidation, or similar event, the Fund may face difficulties and/or encounter delays in recovering its cash.

**Tax Risk.** Per a circular (Caishui [2014] 79), the Fund is temporarily exempt from the Chinese tax on capital gains on trading in A-Shares as a QFII or RQFII or the Shanghai Stock Exchange through the Shanghai-Hong Kong Stock Connect as of November 17, 2014, and the Shenzhen Stock Exchange through the Shenzhen-Hong Kong Stock Connect as of December 5, 2016. There is no indication as to how long the temporary exemption will remain in effect. Accordingly, the Fund may be subject to such taxes in the future. In addition, there is uncertainty as to the application and implementation of China's

## Fund Summary

### KraneShares Electric Vehicles and Future Mobility Index ETF

value added tax to the Fund's activities. The Fund reserves the right to establish a reserve for taxes which present uncertainty as to whether they will be assessed, although it currently does not do so. If the Fund establishes such a reserve but is not ultimately subject to these taxes, shareholders who redeemed or sold their shares while the reserve was in place will effectively bear the tax and may not benefit from the later release, if any, of the reserve. Conversely, if the Fund does not establish such a reserve but ultimately is subject to the tax, shareholders who redeemed or sold their shares prior to the tax being withheld, reserved or paid will have effectively avoided the tax. Investors should note that such provision, if any, may be excessive or inadequate to meet actual tax liabilities (which could include interest and penalties) on the Fund's investments. Any taxes imposed in connection with the Fund's activities will be borne by the Fund. As a result, investors may be advantaged or disadvantaged depending on the final rules of the relevant tax authorities.

**Capital Controls Risk.** Economic conditions, such as volatile currency exchange rates and interest rates, political events and other conditions may, without prior warning, lead to intervention by government actors and the imposition of "capital controls." Capital controls include the prohibition of, or restrictions on, the ability to transfer currency, securities or other assets. Levies may be placed on profits repatriated by foreign entities (such as the Fund). Although the RMB is not presently freely convertible, rather it is subject to the approval of the State Administration of Foreign Exchange ("SAFE") and other relevant authorities, repatriations by RQFIs or through the Stock Connect Programs are currently permitted daily and Chinese authorities have indicated their plans to move to a fully freely convertible RMB. There is no assurance, however, that repatriation restrictions will not be (re-)imposed in the future.

**Hong Kong Risk.** The economy of Hong Kong has few natural resources and any fluctuation or shortage in the commodity markets could have a significant adverse effect on the Hong Kong economy. Hong Kong is also heavily dependent on international trade and finance. Additionally, the continuation and success of the current political, economic, legal and social policies of Hong Kong is dependent on and subject to the control of the Chinese government. China may change its policies regarding Hong Kong at any time. Any such change may adversely affect market conditions and the performance of Chinese and Hong Kong issuers and, thus, the value of securities in the Fund's portfolio.

**Stock Connect Program Risk.** The Stock Connect Programs are subject to daily and aggregate quota limitations, and an investor cannot purchase and sell the same security on the same trading day, which may restrict the Fund's ability to invest in A-Shares through the Programs and to enter into or exit trades on a timely basis. The Shanghai and Shenzhen markets may be open at a time when the participating exchanges located outside of mainland China are not active, with the result that prices of A-Shares may fluctuate at times when the Fund is unable to add to or exit its positions. Only certain China A-Shares are eligible to be accessed through the Stock Connect Programs. Such securities may lose their eligibility at any time, in which case they could be sold but could no longer be purchased through the Stock Connect Programs. Because the Stock Connect Programs are still evolving, the actual effect on the market for trading A-Shares with the introduction of large numbers of foreign investors is still relatively unknown. Further, regulations or restrictions, such as limitations on redemptions or suspension of trading, may adversely impact the program. There is no guarantee that the participating exchanges will continue to support the Stock Connect Programs in the future.

Investments in China A-Shares may not be covered by the securities investor protection programs of either exchange and, without the protection of such programs, will be subject to the risk of default by the broker. Because of the way in which China A-Shares are held in the Stock Connect

## Fund Summary

### KraneShares Electric Vehicles and Future Mobility Index ETF

Programs, the Fund may not be able to exercise the rights of a shareholder and may be limited in its ability to pursue claims against the issuer of a security, and may suffer losses in the event the depository of the Chinese exchange becomes insolvent.

**B-Shares Risk.** The China B-Share market is generally smaller, less liquid and has a smaller issuer base than the China A-Share market. The issuers that compose the B-Share market include a broad range of companies, including companies with large, medium and small capitalizations. Further, the B-Shares market may behave very differently from other portions of the Chinese equity markets, and there may be little to no correlation between the performance of the two.

**H-Shares Risk.** H-Shares are foreign securities which, in addition to the risks described herein, are subject to the risk that the Hong Kong stock market may behave very differently from the mainland Chinese stock market. There may be little to no correlation between the performance of the Hong Kong stock market and the mainland Chinese stock market.

**N-Shares Risk.** N-Shares are securities of companies with business operations in mainland China and listed on an American stock exchange, such as the NYSE or NASDAQ. Because companies issuing N-Shares have business operations in China, they are subject to certain political and economic risks in China. The American stock market may behave very differently from the mainland Chinese stock market, and there may be little to no correlation between the performance of the two.

**P-Chip Companies Risk.** P-Chip companies are often run by the private sector and have a majority of their business operations in mainland China. P-Chip shares are traded in Hong Kong dollars on the Hong Kong Stock Exchange, and may also be traded by foreigners. Because they are traded on the Hong Kong Stock Exchange, P-Chips are also subject to risks similar to those associated with investments in H Shares. They are also subject to risks affecting their jurisdiction of incorporation, including any legal or tax changes.

**Red Chip Companies Risk.** Red Chip companies are controlled, either directly or indirectly, by the central, provincial or municipal governments of the PRC. Red Chip shares are traded in Hong Kong dollars on the Hong Kong Stock Exchange and may also be traded by foreigners. Because Red Chip companies are controlled by various PRC governmental authorities, investing in Red Chips involves risks that political changes, social instability, regulatory uncertainty, adverse diplomatic developments, asset expropriation or nationalization, or confiscatory taxation could adversely affect the performance of Red Chip companies. Red Chip companies may be less efficiently run and less profitable than other companies.

**S-Chip Companies Risk.** The Fund may invest in shares of companies with business operations in mainland China and listed on the Singapore Exchange ("S-Chips"). S-Chip shares are issued by companies incorporated anywhere, but many are registered in Singapore, the British Virgin Islands, the Cayman Islands, or Bermuda. They are subject to risks affecting their jurisdiction of incorporation, including any legal or tax changes. S-Chip companies may or may not be owned at least in part by a Chinese central, provincial or municipal government and be subject to the types of risks that come with such ownership described herein. There may be little or no correlation between the performance of the Singapore stock market and the mainland Chinese stock market.

**South Korea Risk.** The Fund may be susceptible to adverse market, political, regulatory and geographic events affecting South Korea. The South Korean economy is dependent on the economies of other Asian countries, especially China and Southeast Asia, and the United States as key trading partners. Furthermore, South Korea's economy may be significantly affected by currency fluctuations

## Fund Summary

### KraneShares Electric Vehicles and Future Mobility Index ETF

and increasing competition from Asia's other low-cost emerging economies. Also, tensions with North Korea could escalate and lead to further uncertainty in the political and economic climate of South Korea.

**Japan Risk.** The Japanese economy is heavily dependent upon international trade and may be subject to considerable degrees of economic, political and social instability, which could negatively affect the Fund. The Japanese yen has fluctuated widely during recent periods and may be affected by currency volatility elsewhere in Asia, especially Southeast Asia. In addition, the yen has had a history of unpredictable and volatile movements against the U.S. dollar. Japan has also experienced natural disasters, such as earthquakes and tidal waves, of varying degrees of severity, which could negatively affect the Fund. The Japanese economy has in the past been negatively affected at times by government intervention and protectionism, an unstable financial services sector, and a heavy reliance on international trade, a significant portion of which is conducted with nearby developing nations in East and Southeast Asia.

**Equity Securities Risk.** The values of equity securities are subject to factors such as market fluctuations, changes in interest rates and perceived trends in stock prices. Equity securities may be more volatile than other asset classes and are generally subordinate in rank to debt and other securities of the same issuer.

**Emerging Markets Risk.** The Fund's investments in emerging markets are subject to greater risk of loss than investments in developed markets. This is due to, among other things, greater market volatility, greater risk of asset seizures and capital controls, lower trading volume, political and economic instability, greater risk of market shutdown, and more governmental limitations on foreign investments than typically found in developed markets. The economies of emerging markets, and China in particular, may be heavily reliant upon international trade and may suffer disproportionately if international trading declines or is disrupted.

**Foreign Securities Risk.** Investments in securities of non-U.S. issuers may be less liquid than investments in U.S. issuers, may have less governmental regulation and oversight, and are typically subject to different investor protection standards than U.S. issuers. Investments in non-U.S. securities entail the risk of loss due to foreign currency fluctuations and political or economic instability. Foreign market trading hours, clearance and settlement procedures, and holiday schedules may limit the Fund's ability to buy and sell securities. These factors could result in a loss to the Fund.

**Geographic Focus Risk.** The Fund's investments are expected to be focused in a particular country, countries, or region to the same extent as the Underlying Index and therefore the Fund may be susceptible to adverse market, political, regulatory, and geographic events affecting that country, countries or region. Such geographic focus also may subject the Fund to a higher degree of volatility than a more geographically diversified fund.

**Materials Sector Risk.** The materials sector may be adversely impacted by the volatility of commodity prices, exchange rates, depletion of resources, over-production, litigation and government regulations, among other factors.

**Germany Risk.** The Fund's investment in German issuers subjects the Fund to legal, regulatory, political, currency, security, and economic risks specific to Germany. Recently, new concerns have emerged in relation to the economic health of the European Union, which have led to downward pressure on the earnings of certain financial institutions, including German financial services companies. Secessionist movements, such as the Catalan movement in Spain, may have an

## Fund Summary

### KraneShares Electric Vehicles and Future Mobility Index ETF

adverse effect on the German economy. Germany has an export dependent economy and therefore relies heavily on trade with key trading partners, including the Netherlands, China, United States, United Kingdom, France, Italy and other European countries. Germany is dependent on the economies of these other countries, and any change in the price or demand for German exports may have an adverse impact on its economy. Recent developments in relations between the United States and its trading partners have heightened concerns of increased tariffs and restrictions on trade between countries. An increase in tariffs or trade restrictions, or even the threat of such developments, could lead to a significant reduction in international trade, which could have a negative impact on the export industry and a commensurately negative impact on the Fund.

**Currency Risk.** The Fund's net asset value ("NAV") is determined on the basis of the U.S. dollar, therefore, the Fund may lose value if the local currency of a foreign market depreciates against the U.S. dollar, even if the local currency value of the Fund's holdings goes up. Currency exchange rates can be very volatile and can change quickly and unpredictably, which may adversely affect the Fund. The Fund may also be subject to delays in converting or transferring U.S. dollars to foreign currencies for the purpose of purchasing portfolio investments. This may hinder the Fund's performance, including because any delay could result in the Fund missing an investment opportunity and purchasing securities at a higher price than originally intended, or incurring cash drag.

**Concentration Risk.** The Fund's assets are expected to be concentrated in an industry or group of industries to the extent that the Underlying Index concentrates in a particular industry or group of industries. The securities of companies in an industry or group of industries could react similarly to market developments. Thus, the Fund is subject to loss due to adverse occurrences that affect one industry or group of industries or sector. While the Fund's sector and industry exposure is expected to vary over time based on the composition of the Underlying Index, the Fund is currently subject to the principal risks described below.

**Consumer Discretionary Sector Risk.** The success of consumer product manufacturers and retailers is tied closely to the performance of the overall domestic and international economy, interest rates, competition and consumer confidence. Success depends heavily on disposable household income and consumer spending. Changes in demographics and consumer tastes can also affect the demand for, and success of, consumer products in the marketplace.

**Industrials Sector Risk.** The industrials sector may be affected by changes in the supply and demand for products and services, product obsolescence, claims for environmental damage or product liability and general economic conditions, among other factors. Government regulation will also affect the performance of investments in such industrials sector issuers, particularly aerospace and defense companies, which rely to a significant extent on government demand for their products and services. Transportation companies, another component of the industrials sector, are subject to sharp price movements resulting from changes in the economy, fuel prices, labor agreements and insurance costs.

**Information Technology Sector Risk.** Market or economic factors impacting information technology companies and companies that rely heavily on technology advances could have a major effect on the value of stocks in the information technology sector. The value of stocks of technology companies and companies that rely heavily on technology is particularly vulnerable to rapid changes in technology product cycles, rapid product obsolescence, government regulation and competition, both domestically and internationally, including competition from competitors with lower production costs. Information technology companies and companies that rely heavily on technology, especially those of smaller, less-seasoned



## Fund Summary

### KraneShares Electric Vehicles and Future Mobility Index ETF

companies, tend to be more volatile than the overall market. Information technology companies are heavily dependent on patent and intellectual property rights, the loss or impairment of which may adversely affect profitability. Additionally, companies in the information technology sector may face dramatic and often unpredictable changes in growth rates and competition for the services of qualified personnel.

**ETF Risk.** As an ETF, the Fund is subject to the following risks:

**Authorized Participants Concentration Risk.** The Fund has a limited number of financial institutions that may act as Authorized Participants. To the extent they exit the business or are otherwise unable to proceed in creation and redemption transactions with the Fund and no other Authorized Participant is able to step forward to create or redeem, shares of the Fund may be more likely to trade at a premium or discount to NAV and possibly face trading halts or delisting. Authorized Participant concentration risk may be heightened for exchange-traded funds ("ETFs"), such as the Fund, that invest in securities issued by non-U.S. issuers or other securities or instruments that have lower trading volumes.

**Cash Transactions Risk.** Like other ETFs, the Fund sells and redeems its shares only in large blocks called Creation Units and only to "Authorized Participants." Unlike many other ETFs, however, the Fund expects to effect its creations and redemptions at least partially or fully for cash, rather than in-kind securities. Thus, an investment in the Fund may be less tax-efficient than an investment in other ETFs as the Fund may recognize a capital gain that it could have avoided by making redemptions in-kind. As a result, the Fund may pay out higher capital gains distributions than ETFs that redeem in-kind. Further, paying redemption proceeds in cash rather than through in-kind delivery of portfolio securities may require the Fund to dispose of or sell portfolio investments to obtain the cash needed to distribute redemption proceeds at an inopportune time.

**International Closed Market Trading Risk.** To the extent the Fund's investments trade in markets that are closed when the Fund and Exchange are open, there are likely to be deviations between current pricing of an underlying security and the prices at which the underlying securities are valued for purposes of the Fund's NAV. As a result, Shares may appear to trade at a significant discount or premium to NAV greater than those incurred by other ETFs. In addition, shareholders may not be able to purchase or redeem their shares of the Fund, or purchase or sell shares of the Fund on the Exchange, on days when the NAV of the Fund could be significantly affected by events in the relevant non-U.S. markets.

**Premium/Discount Risk.** There may be times when the market price of the Fund's shares is more than the NAV intra-day (at a premium) or less than the NAV intra-day (at a discount). As a result, shareholders of the Fund may pay more than NAV when purchasing shares and receive less than NAV when selling Fund shares. This risk is heightened in times of market volatility or periods of steep market declines. In such market conditions, market or stop loss orders to sell Fund shares may be executed at prices well below NAV.

**Secondary Market Trading Risk.** Investors buying or selling shares in the secondary market will normally pay brokerage commissions, which are often a fixed amount and may be a significant proportional cost for investors buying or selling relatively small amounts of shares. Secondary market trading is subject to bid-ask spreads and trading in Fund shares may be halted by the Exchange because of market conditions or other reasons. If a trading halt occurs, a shareholder may temporarily be unable to purchase or sell shares of the Fund. In addition, although the Fund's shares are listed on the Exchange, there can be no assurance that an active trading market for shares will develop or be maintained or that the Fund's shares will continue to be listed.



## Fund Summary

### KraneShares Electric Vehicles and Future Mobility Index ETF

**Small Fund Risk.** The Fund is small and does not yet have a significant number of shares outstanding. Small funds are at greater risk than larger funds of wider bid-ask spreads for its shares, trading at a greater premium or discount to NAV, liquidation and/or a stop to trading.

**Liquidity Risk.** The Fund's investments are subject to liquidity risk, which exists when an investment is or becomes difficult or impossible to purchase or sell at an advantageous time and price. If a transaction is particularly large or if the relevant market is or becomes illiquid, it may not be possible to initiate a transaction or liquidate a position, which may cause the Fund to suffer significant losses and difficulties in meeting redemptions. Liquidity risk may be the result of, among other things, market turmoil, the reduced number and capacity of traditional market participants, or the lack of an active trading market. Markets for securities or financial instruments could be disrupted by a number of events, including, but not limited to, an economic crisis, natural disasters, new legislation or regulatory changes inside or outside the U.S. Liquid investments may become less liquid after being purchased by the Fund, particularly during periods of market stress. In addition, if a number of securities held by the Fund stop trading, it may have a cascading effect and cause the Fund to halt trading. Volatility in market prices will increase the risk of the Fund being subject to a trading halt. Certain countries in which the Fund may invest may be subject to extended settlement delays and/or foreign holidays, during which the Fund will unlikely be able to convert holdings to cash.

**Small- and Mid-Capitalization Company Risk.** Investing in the securities of small and medium capitalization companies involves greater risk and the possibility of greater price volatility than investing in larger capitalization companies. Since small and medium-sized companies may have limited operating histories, product lines and financial resources, the securities of these companies may be less liquid and more volatile. They may also be sensitive to (expected) changes in interest rates and earnings.

**Large Capitalization Company Risk.** Large capitalization companies may be unable to respond quickly to new competitive challenges and attain the high growth rate of successful smaller companies, especially during extended periods of economic expansion. As such, returns on investments in stocks of large capitalization companies could trail the returns on investments in stocks of small and mid capitalization companies.

**Passive Investment Risk.** There is no guarantee that the Underlying Index will create the desired exposure and the Fund is not actively managed. It does not seek to "beat" the Underlying Index or take temporary defensive positions when markets decline. Therefore, the Fund may purchase or hold securities with current or projected underperformance.

**Management Risk.** The Fund may not fully replicate the Underlying Index and may hold less than the total number of securities in the Underlying Index. Therefore, the Fund is subject to the risk that Krane's security selection process may not produce the intended results.

**Tracking Error Risk.** The Fund's return may not match or achieve a high degree of correlation with the return of the Underlying Index. This may be due to, among other factors, the Fund holding cash under certain circumstances in lieu of Underlying Index securities, such as when the Fund is subject to delays converting U.S. dollars into a foreign currency to purchase foreign securities and unable to invest in certain constituents of the Underlying Index due to regulatory constraints, trading suspensions, and legal restrictions imposed by foreign governments. To the extent that the Fund employs a representative sampling strategy or calculates its NAV based on fair value prices and the value of the Underlying Index is based on securities' closing prices on local foreign markets, the Fund's ability to track the Underlying Index may be adversely affected.

## Fund Summary

### KraneShares Electric Vehicles and Future Mobility Index ETF

**Market Risk.** The values of the Fund's holdings could decline generally or could underperform other investments. In addition, there is a risk that policy changes by the U.S. Government, Federal Reserve, and/or other government actors could cause volatility in global financial markets and negative sentiment, which could have a negative impact on the Fund and could result in losses. Geopolitical and other risks, including environmental and public health risks may add to instability in world economies and markets generally. Changes in value may be temporary or may last for extended periods. Further, the Fund is susceptible to the risk that certain investments may be difficult or impossible to sell at a favorable time or price. Market developments may also cause the Fund's investments to become less liquid and subject to erratic price movements.

**High Portfolio Turnover Risk.** The Fund may incur high portfolio turnover rates, which may increase the Fund's brokerage commission costs and negatively impact the Fund's performance. Such portfolio turnover also may generate net short-term capital gains.

**Valuation Risk.** Independent market quotations for certain investments held by the Fund may not be readily available, and such investments may be fair valued or valued by a pricing service at an evaluated price. These valuations involve subjectivity and different market participants may assign different prices to the same investment. As a result, there is a risk that the Fund may not be able to sell an investment at the price assigned to the investment by the Fund. In addition, the securities in which the Fund invests may trade on days that the Fund does not price its shares; as a result, the value of Fund shares may change on days when investors cannot purchase or sell their Fund holdings.

**Tax Risk.** In order to qualify for the favorable tax treatment available to regulated investment companies, the Fund must satisfy certain income, asset diversification and distribution requirements each year. The Fund's investments in issuers whose control persons are not certain creates a risk that tax authorities may retrospectively deem the Fund to have failed the asset diversification requirements. If the Fund were to fail the favorable tax treatment requirements, it would be taxed in the same manner as an ordinary corporation, which would adversely affect its performance.

**Depository Receipts Risk.** The Fund may hold the securities of foreign companies in the form of depository receipts, including American Depositary Receipts and Global Depositary Receipts. Investing in depository receipts entails the risks associated with foreign investments, such as fluctuations in foreign currency exchange rates and political and economic risks distinct from those associated with investing in the securities of U.S. issuers. In addition, the value of the securities underlying the depository receipts may change materially when the U.S. markets are not open for trading, which will affect the value of the depository receipts.

**Derivatives Risk.** The use of derivatives (including swaps, futures, forwards, structured notes and options) may involve leverage, which includes risks that are different from, and greater than, the risks associated with investing directly in a reference asset, because a small investment in a derivative can result in a large impact on the Fund and may cause the Fund to be more volatile. Derivatives may at times be highly illiquid, and the Fund may not be able to close out or sell a derivative at a particular time or at an anticipated price. Derivatives can be difficult to value and valuation may be more difficult in times of market turmoil. There may be imperfect correlation between the derivative and that of the reference asset, resulting in unexpected returns that could materially adversely affect the Fund. Certain derivatives (such as swaps and options) are bi-lateral agreements that expose the Fund to counterparty risk, which is the risk of loss in the event that the counterparty to an agreement fails to make required payments or otherwise comply with the terms of derivative. In that case, the Fund may suffer losses potentially equal to, or greater than, the full value of the derivative

## Fund Summary

### KraneShares Electric Vehicles and Future Mobility Index ETF

if the counterparty fails to perform its obligations. That risk is generally thought to be greater with over-the-counter (OTC) derivatives than with derivatives that are exchange traded or centrally cleared. Counterparty risks are compounded by the fact that there are only a limited number of ways available to invest in certain reference assets and, therefore, there may be few counterparties to swaps or options based on those reference assets. Many derivatives are subject to segregation requirements that require the Fund to segregate the market or notional value of the derivatives, which could impede the portfolio management of the Fund.

**Investments in Investment Companies Risk.** The Fund may invest in other investment companies, including those that are advised, sponsored or otherwise serviced by Krane and/or its affiliates. The Fund will indirectly be exposed to the risks of investments by such funds and will incur its pro rata share of the underlying fund's expenses. Additionally, investments in ETFs are subject to ETF Risk. Krane is subject to conflicts of interest in allocating Fund assets to investment companies that are advised, sponsored or otherwise serviced by Krane and/or its affiliates. To the extent that the Fund invests in investment companies or other pooled investment vehicles that are not registered pursuant to the 1940 Act, including foreign investment companies, it will not enjoy the protections of the U.S. law.

**Securities Lending Risk.** To the extent the Fund lends its securities, it may be subject to the following risks: (1) the securities in which the collateral is invested may not perform sufficiently to cover the applicable rebate rates paid to borrowers and related administrative costs; (2) delays may occur in the recovery of securities from borrowers, which could interfere with the Fund's ability to vote proxies or to settle transactions; and (3) although borrowers of the Fund's securities typically provide collateral in the form of cash that is reinvested in securities, there is the risk of possible loss of rights in the collateral should the borrower fail financially.

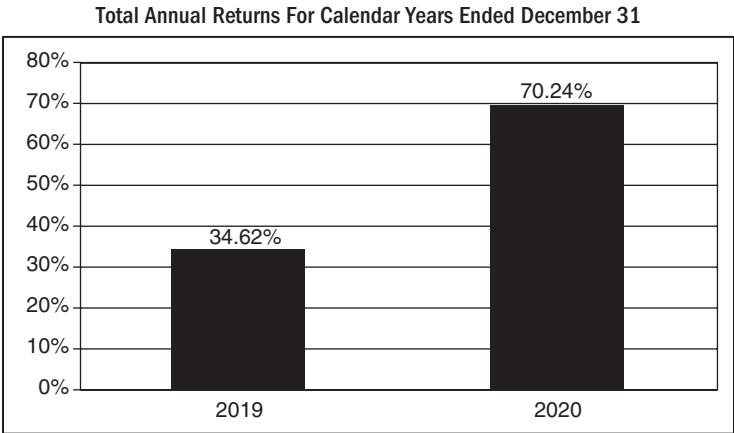
**Cash and Cash Equivalents Risk.** The Fund may hold cash or cash equivalents. Generally, such positions offer less potential for gain than other investments. This is particularly true when the market for other investments in which the Fund may invest is rapidly rising. If the Fund holds cash uninvested it will be subject to the credit risk of the depositing institution holding the cash.

### Performance Information

The following bar chart and table illustrate the variability of the Fund's returns and indicate the risks of investing in the Fund by showing how the Fund's average annual total returns compare with those of a broad measure of market performance. All returns include the reinvestment of dividends and distributions. As always, please note that the Fund's past performance (before and after taxes) is not necessarily an indication of how it will perform in the future. Updated performance information is available at no cost by visiting [www.kraneshares.com](http://www.kraneshares.com). In addition, prior to June 16, 2021, the Fund previously sought to track the performance of the Solactive Electric Vehicles and Future Mobility Index, before fees and expenses.

Fund Summary

KraneShares Electric Vehicles and Future Mobility Index ETF



As of June 30, 2021, the Fund's calendar year-to-date total return was 16.11%.

Best and Worst Quarter Returns (for the period reflected in the bar chart above)

	Return	Quarter Ended/Year
Highest Return .....	38.18%	12/31/2020
Lowest Return .....	-19.61%	03/31/2020

Average Annual Total Returns for the periods ended December 31, 2020

KraneShares Electric Vehicles and Future Mobility Index ETF	1 Year	Since Inception (1-18-2018)
Return Before Taxes .....	70.24%	18.82%
Return After Taxes on Distributions .....	70.23%	18.56%
Return After Taxes on Distributions and Sale of Fund Shares .....	41.67%	14.80%
S&P 500 Index (Reflects no deduction for fees, expenses or taxes) .....	18.40%	12.64%
Solactive Electric Vehicles and Future Mobility Index (Reflects no deduction for fees, expenses or taxes)* .....	73.14%	19.21%

\* On June 16, 2021, the Fund changed its goal to seek to track the performance of the Bloomberg Electric Vehicles Index rather than the Solactive Electric Vehicles and Future Mobility Index.

Average annual total returns are shown on a before- and after-tax basis for the Fund. After-tax returns for the Fund are calculated using the historical highest individual federal marginal income tax rates and do not reflect the impact of state and local taxes. Actual after-tax returns depend on an investor's tax situation and may differ from those shown. After-tax returns shown are not relevant to investors who hold shares through tax-deferred arrangements, such as 401(k) plans or individual retirement plans.

## Fund Summary

### KraneShares Electric Vehicles and Future Mobility Index ETF

#### Management

##### Investment Adviser

Krane Funds Advisors, LLC serves as the investment adviser to the Fund.

##### Portfolio Managers

James Maund, Head of Capital Markets at the Adviser, has served as the lead portfolio manager of the Fund since January 2020. Jonathan Shelon, Chief Operating Officer of the Adviser, also serves as a portfolio manager of the Fund. Mr. Shelon supports Mr. Maund and Krane's investment team for the Fund and has been a portfolio manager of the Fund since 2018.

##### Purchase and Sale of Fund Shares

Shares may be purchased and redeemed from the Fund only in "Creation Units" of 50,000 shares, or multiples thereof. As a practical matter, only institutions and large investors, such as market makers or other large broker-dealers, purchase or redeem Creation Units. Most investors will buy and sell shares of the Fund on the Exchange. Individual shares can be bought and sold throughout the trading day like other publicly traded securities through a broker-dealer on the Exchange. These transactions do not involve the Fund. The price of an individual Fund share is based on market prices, which may be different from its NAV. As a result, the Fund's shares may trade at a price greater than the NAV (at a premium) or less than the NAV (at a discount). An investor may incur costs attributable to the difference between the highest price a buyer is willing to pay to purchase shares of the Fund (bid) and the lowest price a seller is willing to accept for shares of the Fund (ask) when buying or selling shares in the secondary market (the "bid-ask spread"). Most investors will incur customary brokerage commissions and charges when buying or selling shares of the Fund through a broker-dealer.

Recent information regarding the Fund, including its NAV, market price, premiums and discounts, and bid ask spreads, are available on the Fund's website at [www.kraneshares.com](http://www.kraneshares.com).

##### Tax Information

Fund distributions are generally taxable as ordinary income, qualified dividend income or capital gains (or a combination), unless your investment is in an IRA or other tax-advantaged retirement account, which may be taxable upon withdrawal.

##### Payments to Broker-Dealers and Other Financial Intermediaries

If you purchase Fund shares through a broker-dealer or other financial intermediary (such as a bank), the Fund and its related companies may pay the intermediary for the sale of Fund shares and related services. These payments may create a conflict of interest by influencing the broker-dealer or other intermediary and your sales person to recommend the Fund over another investment. Ask your sales person or visit your financial intermediary's website for more information.

Fund Summary

KraneShares Emerging Markets Consumer Technology Index ETF

Investment Objective

The KraneShares Emerging Markets Consumer Technology Index ETF (the “Fund”) seeks to provide investment results that, before fees and expenses, track the price and yield performance of a specific foreign equity securities index. The Fund’s current index is the Solactive Emerging Markets Consumer Technology Index (the “Underlying Index”).

Fees and Expenses of the Fund

The following table describes the fees and expenses you may pay if you buy, hold and sell shares of the Fund. You may pay other fees, such as brokerage commissions and other fees to financial intermediaries, which are not reflected in the tables and examples below.

Shareholder Fees (fees paid directly from your investment)	None
Annual Fund Operating Expenses	
(expenses that you pay each year as a percentage of the value of your investment)	
Management Fees	0.78%
Distribution and/or Service (12b-1) Fees*	0.00%
Other Expenses**	0.01%
Total Annual Fund Operating Expenses	0.79%
Fee Waiver***	-0.20%
Total Annual Fund Operating Expenses After Fee Waiver	0.59%

\* Pursuant to a Distribution Plan, the Fund may bear a Rule 12b-1 fee not to exceed 0.25% per year of the Fund’s average daily net assets. However, no such fee is currently paid by the Fund, and the Board of Trustees has not currently approved the commencement of any payments under the Distribution Plan.

\*\* Although the Fund’s investment adviser, Krane Funds Advisors, LLC (“Krane” or “Adviser”) receives 10% of the net revenue generated by the Fund’s securities lending activities and such amount is included in “Other Expenses,” the Fund receives 90% of such net revenues. Please see the “Management” section of the Prospectus for more information.

\*\*\* Krane has contractually agreed to waive its management fee by 0.20% of the Fund’s average daily net assets (“Fee Waiver”). The Fee Waiver will continue until August 1, 2022 and may only be terminated prior thereto by the Board.

Example

This Example is intended to help you compare the cost of investing in the Fund with the cost of investing in other funds. The Example assumes that you invest \$10,000 in the Fund for the time periods indicated. The Example also assumes that your investment has a 5% return each year and that the Fund’s operating expenses remain the same, except that it reflects the Fee Waiver for the period described above. Although your actual costs may be higher or lower, based on these assumptions, whether you do or do not sell your shares, your costs would be:

1 Year	3 Years	5 Years	10 Years
\$60	\$232	\$419	\$959

Portfolio Turnover

The Fund pays transaction costs, such as commissions, when it buys and sells securities (or “turns over” its portfolio). A higher portfolio turnover rate may indicate higher transaction costs and may result in higher taxes when Fund shares are held in a taxable account. These costs, which are not reflected in the Annual Fund Operating Expenses or in the Example, affect the Fund’s performance.

Fund Summary

KraneShares Emerging Markets Consumer Technology Index ETF

During the most recent fiscal year, the Fund’s portfolio turnover rate was 112% of the average value of its portfolio. This rate excludes the value of portfolio securities received or delivered as a result of in-kind creations or redemptions of the Fund’s shares.

Principal Investment Strategies

Under normal circumstances, the Fund will invest at least 80% of its total assets in components of the Underlying Index, depositary receipts, including American depositary receipts (“ADRs”), representing such components and securities underlying depositary receipts in the Underlying Index. The Underlying Index is composed of the equity securities of the 50 largest companies by market capitalization that derive the most revenue from an Emerging and Frontier Market (as defined below) and classified by the FactSet Revere Business Industry Classification system or FactSet Standard Classification system as in the consumer or technology sector. At each rebalance date, the Underlying Index assigns the following weights to its constituents based on their market capitalization from largest to smallest:

Rank	Weight
1 to 10	3.5%
11 to 30	2.5%
31 to 50	0.75%

Solactive AG (“Index Provider”) defines an “Emerging and Frontier Market” as: Argentina, Brazil, Chile, China, Colombia, Cyprus, the Czech Republic, Egypt, Greece, Hungary, India, Indonesia, Mexico, Malaysia, Peru, the Philippines, Poland, Puerto Rico, Qatar, Russia, South Africa, South Korea, Taiwan, Thailand, Turkey and the United Arab Emirates. However, the Underlying Index excludes stocks whose primary listing exchange is the Shanghai or the Shenzhen Stock Exchange and stocks or that are primarily traded over the counter.

The Fund may invest up to 20% of its assets in instruments that are not included in the Underlying Index, but that Krane believes will help the Fund track the Underlying Index. These investments may include equity securities and depositary receipts of issuers whose securities are not constituents of the Underlying Index, derivative instruments (including swaps, futures, forwards, structured notes and options), other investment companies (including exchange traded funds or “ETFs”) and cash or cash equivalents (including money market funds). The other investment companies in which the Fund may invest may be advised, sponsored or otherwise serviced by Krane and/or its affiliates.

The following China-related securities may be included in this 20% basket:

- *China A-Shares*, which are shares of companies incorporated in mainland China that are traded on the Chinese exchanges and denominated in domestic renminbi. China A-Shares are primarily purchased and sold in the domestic Chinese market. To the extent the Fund invests in China A-Shares, it expects to do so through the trading and clearing facilities of a participating exchange located outside of mainland China (“Stock Connect Programs”). A Renminbi Qualified Foreign Institutional Investor (“RQFII”) or Qualified Foreign Institutional Investor (“QFII”) license may also be acquired to invest directly in China A-Shares.
- *China B-Shares*, which are shares of companies listed on the Shanghai or Shenzhen Stock Exchange but quoted and traded in foreign currencies (such as Hong Kong Dollars or U.S. Dollars), which were primarily created for trading by foreign investors.

## Fund Summary

### KraneShares Emerging Markets Consumer Technology Index ETF

- *China N-Shares*, which are shares of companies with business operations in mainland China and listed on an American stock exchange, such as NYSE or NASDAQ (“N-Shares”).
- *P-Chips*, which are shares of private sector companies with a majority of their business operations in mainland China and controlling private Chinese shareholders, which are incorporated outside of mainland China and traded on the Hong Kong Stock Exchange in Hong Kong dollars.
- *Red Chips*, which are shares of companies with a majority of their business operations in mainland China and controlled by the central, provincial or municipal governments of the PRC, whose shares are traded on the Hong Kong Stock Exchange in Hong Kong dollars.
- *S-Chips*, which are shares of companies with business operations in mainland China and listed on the Singapore Exchange. S-Chip shares are issued by companies incorporated anywhere, but many are registered in Singapore, the British Virgin Islands, the Cayman Islands, or Bermuda.

Although the Fund reserves the right to replicate (or hold all constituents of) the Underlying Index, the Fund expects to use representative sampling to track the Underlying Index. “Representative sampling” is a strategy that involves investing in a representative sample of securities that collectively have an investment profile similar to the Underlying Index.

As of May 31, 2021, the Underlying Index included 50 securities of companies with a market capitalization range of approximately \$877.23 million to \$765.25 billion and an average market capitalization of approximately \$53.30 billion and the largest markets represented in the Underlying Index were China and South Korea.

To the extent the Underlying Index is concentrated in a particular industry, the Fund is expected to be concentrated in that industry. As of May 31, 2021, issuers in Technology Services (57.91%) and Retail Trade sector (18.31%) represented significant portions of the Underlying Index. The Underlying Index is rebalanced quarterly.

The Fund may engage in securities lending.

### Principal Risks

As with all ETFs, a shareholder of the Fund is subject to the risk that his or her investment could lose money. The Fund may not achieve its investment objective and an investment in the Fund is not by itself a complete or balanced investment program. An investment in the Fund is not a deposit with a bank and is not insured or guaranteed by the Federal Deposit Insurance Corporation or any other government agency. An investment in the Fund involves the risk of total loss. In addition to these risks, the Fund is subject to a number of additional principal risks that may affect the value of its shares, including:

**Emerging Markets Risk.** The Fund’s investments in emerging markets are subject to greater risk of loss than investments in developed markets. This is due to, among other things, greater market volatility, greater risk of asset seizures and capital controls, lower trading volume, political and economic instability, greater risk of market shutdown, and more governmental limitations on foreign investments than typically found in developed markets. The economies of emerging markets, and China in particular, may be heavily reliant upon international trade and may suffer disproportionately if international trading declines or is disrupted.

**Concentration Risk.** The Fund’s assets are expected to be concentrated in an industry or group of industries to the extent that the Underlying Index concentrates in a particular industry or group of



## Fund Summary

### KraneShares Emerging Markets Consumer Technology Index ETF

industries. The securities of companies in an industry or group of industries could react similarly to market developments. Thus, the Fund is subject to loss due to adverse occurrences that affect one industry or group of industries or sector. While the Fund's sector and industry exposure is expected to vary over time based on the composition of the Underlying Index, the Fund is currently subject to the principal risks described below.

**Communication Services Sector Risk.** The communication services sector may be dominated by a small number of companies which may lead to additional volatility in the sector. Communication services companies are particularly vulnerable to the potential obsolescence of products and services due to technological advances and the innovation of competitors. Communication services companies may also be affected by other competitive pressures, such as pricing competition, as well as research and development costs, substantial capital requirements, and government regulation. Fluctuating domestic and international demand, shifting demographics, and often unpredictable changes in consumer demand can drastically affect a communication services company's profitability. Compliance with governmental regulations, delays or failure to receive regulatory approvals, or the enactment of new regulatory requirements may negatively affect the business of telecommunication services companies. Certain companies in the communication services sector may be particular targets of network security breaches, hacking and potential theft of proprietary or consumer information, or disruptions in services, which would have a material adverse effect on their businesses.

**Consumer Discretionary Sector Risk.** The success of consumer product manufacturers and retailers is tied closely to the performance of the overall domestic and international economy, interest rates, competition and consumer confidence. Success depends heavily on disposable household income and consumer spending. Changes in demographics and consumer tastes can also affect the demand for, and success of, consumer products in the marketplace.

**Information Technology Sector Risk.** Market or economic factors impacting information technology companies and companies that rely heavily on technology advances could have a major effect on the value of stocks in the information technology sector. The value of stocks of technology companies and companies that rely heavily on technology is particularly vulnerable to rapid changes in technology product cycles, rapid product obsolescence, government regulation and competition, both domestically and internationally, including competition from competitors with lower production costs. Information technology companies and companies that rely heavily on technology, especially those of smaller, less-seasoned companies, tend to be more volatile than the overall market. Information technology companies are heavily dependent on patent and intellectual property rights, the loss or impairment of which may adversely affect profitability. Additionally, companies in the information technology sector may face dramatic and often unpredictable changes in growth rates and competition for the services of qualified personnel.

**Frontier Markets Risk.** Frontier market countries generally have smaller economies and less developed capital markets or legal, regulatory and political systems than traditional emerging market countries. As a result, the risks of investing in emerging market countries are magnified in frontier market countries.

**China Risk.** The Chinese economy is generally considered an emerging market and can be significantly affected by economic and political conditions in China and surrounding Asian countries. China may be subject to considerable degrees of economic, political and social instability. In addition, the Chinese economy is export-driven and highly reliant on trading with key partners. A downturn in

## Fund Summary

### KraneShares Emerging Markets Consumer Technology Index ETF

the economies of China's primary trading partners could slow or eliminate the growth of the Chinese economy and adversely impact the Fund's investments. The Chinese government strictly regulates the payment of foreign currency denominated obligations and sets monetary policy. The Chinese government may introduce new laws and regulations that could have an adverse effect on the Fund. Although China has begun the process of privatizing certain sectors of its economy, privatized entities may lose money and/or be re-nationalized.

In the Chinese securities markets, a small number of issuers may represent a large portion of the entire market. The Chinese securities markets are subject to more frequent trading halts, low trading volume and price volatility. Recent developments in relations between the United States and China have heightened concerns of increased tariffs and restrictions on trade between the two countries. An increase in tariffs or trade restrictions, or even the threat of such developments, could lead to a significant reduction in international trade, which could have a negative impact on China's export industry and a commensurately negative impact on the Fund.

In recent years, Chinese entities have incurred significant levels of debt and Chinese financial institutions currently hold relatively large amounts of non-performing debt. Thus, there exists a possibility that widespread defaults could occur, which could trigger a financial crisis, freeze Chinese debt and finance markets and make Chinese securities illiquid.

In addition, trade relations between the U.S. and China have recently been strained. Worsening trade relations between the two countries could adversely impact the Fund, particularly to the extent that the Chinese government restricts foreign investments in on-shore Chinese companies or the U.S. government restricts investments by U.S. investors in China. Worsening trade relations may also result in market volatility and volatility in the price of Fund shares.

Disclosure and regulatory standards in emerging market countries, such as China, are in many respects less stringent than U.S. standards. There is substantially less publicly available information about Chinese issuers than there is about U.S. issuers.

**A-Shares Risk.** A-Shares are issued by companies incorporated in mainland China and are traded on Chinese exchanges. Investments in A-Shares are made available to domestic Chinese investors and certain foreign investors, including those who have been approved as a QFII or a RQFII and through the Stock Connect Programs, which currently include the Shanghai-Hong Kong Stock Connect, Shenzhen-Hong Kong Stock Connect, Shanghai-London Stock Connect, and China-Japan Stock Connect. Investments by foreign investors in A-Shares are subject to various restrictions, regulations and limits. The Fund currently intends to gain exposure to A-Shares through the Stock Connect Programs. The Fund may also gain exposure to A-Shares by investing in investments that provide exposure to A-Shares, such as other investment companies, or Krane may acquire a QFII or RQFII license to invest in A-Shares for the Fund. Investments in A-Shares are heavily regulated and the recoupment and repatriation of assets invested in A-Shares is subject to restrictions by the Chinese government. A-Shares may be subject to frequent and widespread trading halts and may become illiquid. This could cause volatility in the Fund's share price and subject the Fund to a greater risk of trading halts.

**Custody Risks.** In accordance with Chinese regulations and the terms of a QFII or RQFII license, as applicable, and insofar as Krane acquires a QFII or RQFII license, A-Shares will be held in the joint names of the Fund and Krane. While Krane may not use such an account for any purpose other than for maintaining the Fund's assets, the Fund's assets may not be as well protected as they would be if it were possible for them to be registered and held solely in the name of the Fund. There

### KraneShares Emerging Markets Consumer Technology Index ETF

is a risk that creditors of Krane may assert that the securities are owned by Krane and that regulatory actions taken against Krane may affect the Fund. The risk is particularly acute in the case of cash deposited with a People's Republic of China ("PRC") sub-custodian ("PRC Custodian") because it may not be segregated, and it may be treated as a debt owing from the PRC Custodian to the Fund as a depositor. Thus, in the event of a PRC Custodian bankruptcy, liquidation, or similar event, the Fund may face difficulties and/or encounter delays in recovering its cash.

**Tax Risk.** Per a circular (Caishui [2014] 79), the Fund is temporarily exempt from the Chinese tax on capital gains on trading in A-Shares as a QFII or RQFII or the Shanghai Stock Exchange through the Shanghai-Hong Kong Stock Connect as of November 17, 2014, and the Shenzhen Stock Exchange through the Shenzhen-Hong Kong Stock Connect as of December 5, 2016. There is no indication as to how long the temporary exemption will remain in effect. Accordingly, the Fund may be subject to such taxes in the future. In addition, there is uncertainty as to the application and implementation of China's value added tax to the Fund's activities. The Fund reserves the right to establish a reserve for taxes which present uncertainty as to whether they will be assessed, although it currently does not do so. If the Fund establishes such a reserve but is not ultimately subject to these taxes, shareholders who redeemed or sold their shares while the reserve was in place will effectively bear the tax and may not benefit from the later release, if any, of the reserve. Conversely, if the Fund does not establish such a reserve but ultimately is subject to the tax, shareholders who redeemed or sold their shares prior to the tax being withheld, reserved or paid will have effectively avoided the tax. Investors should note that such provision, if any, may be excessive or inadequate to meet actual tax liabilities (which could include interest and penalties) on the Fund's investments. Any taxes imposed in connection with the Fund's activities will be borne by the Fund. As a result, investors may be advantaged or disadvantaged depending on the final rules of the relevant tax authorities.

**Capital Controls Risk.** Economic conditions, such as volatile currency exchange rates and interest rates, political events and other conditions may, without prior warning, lead to intervention by government actors and the imposition of "capital controls." Capital controls include the prohibition of, or restrictions on, the ability to transfer currency, securities or other assets. Levies may be placed on profits repatriated by foreign entities (such as the Fund). Although the RMB is not presently freely convertible, rather it is subject to the approval of the State Administration of Foreign Exchange ("SAFE") and other relevant authorities, repatriations by RQFIIs or through the Stock Connect Programs are currently permitted daily and Chinese authorities have indicated their plans to move to a fully freely convertible RMB. There is no assurance, however, that repatriation restrictions will not be (re-)imposed in the future.

**Hong Kong Risk.** The economy of Hong Kong has few natural resources and any fluctuation or shortage in the commodity markets could have a significant adverse effect on the Hong Kong economy. Hong Kong is also heavily dependent on international trade and finance. Additionally, the continuation and success of the current political, economic, legal and social policies of Hong Kong is dependent on and subject to the control of the Chinese government. China may change its policies regarding Hong Kong at any time. Any such change may adversely affect market conditions and the performance of Chinese and Hong Kong issuers and, thus, the value of securities in the Fund's portfolio.

**Stock Connect Program Risk.** The Stock Connect Programs are subject to daily and aggregate quota limitations, and an investor cannot purchase and sell the same security on the same trading day, which may restrict the Fund's ability to invest in A-Shares through the Programs and to enter into

## Fund Summary

### KraneShares Emerging Markets Consumer Technology Index ETF

or exit trades on a timely basis. The Shanghai and Shenzhen markets may be open at a time when the participating exchanges located outside of mainland China are not active, with the result that prices of A-Shares may fluctuate at times when the Fund is unable to add to or exit its positions. Only certain China A-Shares are eligible to be accessed through the Stock Connect Programs. Such securities may lose their eligibility at any time, in which case they could be sold but could no longer be purchased through the Stock Connect Programs. Because the Stock Connect Programs are still evolving, the actual effect on the market for trading A-Shares with the introduction of large numbers of foreign investors is still relatively unknown. Further, regulations or restrictions, such as limitations on redemptions or suspension of trading, may adversely impact the program. There is no guarantee that the participating exchanges will continue to support the Stock Connect Programs in the future.

Investments in China A-Shares may not be covered by the securities investor protection programs of either exchange and, without the protection of such programs, will be subject to the risk of default by the broker. Because of the way in which China A-Shares are held in the Stock Connect Programs, the Fund may not be able to exercise the rights of a shareholder and may be limited in its ability to pursue claims against the issuer of a security, and may suffer losses in the event the depository of the Chinese exchange becomes insolvent.

**B-Shares Risk.** The China B-Share market is generally smaller, less liquid and has a smaller issuer base than the China A-Share market. The issuers that compose the B-Share market include a broad range of companies, including companies with large, medium and small capitalizations. Further, the B-Shares market may behave very differently from other portions of the Chinese equity markets, and there may be little to no correlation between the performance of the two.

**H-Shares Risk.** H-Shares are foreign securities which, in addition to the risks described herein, are subject to the risk that the Hong Kong stock market may behave very differently from the mainland Chinese stock market. There may be little to no correlation between the performance of the Hong Kong stock market and the mainland Chinese stock market.

**N-Shares Risk.** N-Shares are securities of companies with business operations in mainland China and listed on an American stock exchange, such as the NYSE or NASDAQ. Because companies issuing N-Shares have business operations in China, they are subject to certain political and economic risks in China. The American stock market may behave very differently from the mainland Chinese stock market, and there may be little to no correlation between the performance of the two.

**P-Chip Companies Risk.** P-Chip companies are often run by the private sector and have a majority of their business operations in mainland China. P-Chip shares are traded in Hong Kong dollars on the Hong Kong Stock Exchange, and may also be traded by foreigners. Because they are traded on the Hong Kong Stock Exchange, P-Chips are also subject to risks similar to those associated with investments in H Shares. They are also subject to risks affecting their jurisdiction of incorporation, including any legal or tax changes.

**Red Chip Companies Risk.** Red Chip companies are controlled, either directly or indirectly, by the central, provincial or municipal governments of the PRC. Red Chip shares are traded in Hong Kong dollars on the Hong Kong Stock Exchange and may also be traded by foreigners. Because Red Chip companies are controlled by various PRC governmental authorities, investing in Red Chips involves risks that political changes, social instability, regulatory uncertainty, adverse diplomatic developments, asset expropriation or nationalization, or confiscatory taxation could adversely affect the performance of Red Chip companies. Red Chip companies may be less efficiently run and less profitable than other companies.

## Fund Summary

### KraneShares Emerging Markets Consumer Technology Index ETF

**S-Chip Companies Risk.** The Fund may invest in shares of companies with business operations in mainland China and listed on the Singapore Exchange (“S-Chips”). S-Chip shares are issued by companies incorporated anywhere, but many are registered in Singapore, the British Virgin Islands, the Cayman Islands, or Bermuda. They are subject to risks affecting their jurisdiction of incorporation, including any legal or tax changes. S-Chip companies may or may not be owned at least in part by a Chinese central, provincial or municipal government and be subject to the types of risks that come with such ownership described herein. There may be little or no correlation between the performance of the Singapore stock market and the mainland Chinese stock market.

**Equity Securities Risk.** The values of equity securities are subject to factors such as market fluctuations, changes in interest rates and perceived trends in stock prices. Equity securities may be more volatile than other asset classes and are generally subordinate in rank to debt and other securities of the same issuer.

**Foreign Securities Risk.** Investments in securities of non-U.S. issuers may be less liquid than investments in U.S. issuers, may have less governmental regulation and oversight, and are typically subject to different investor protection standards than U.S. issuers. Investments in non-U.S. securities entail the risk of loss due to foreign currency fluctuations and political or economic instability. Foreign market trading hours, clearance and settlement procedures, and holiday schedules may limit the Fund’s ability to buy and sell securities. These factors could result in a loss to the Fund.

**Geographic Focus Risk.** The Fund’s investments are expected to be focused in a particular country, countries, or region to the same extent as the Underlying Index and therefore the Fund may be susceptible to adverse market, political, regulatory, and geographic events affecting that country, countries or region. Such geographic focus also may subject the Fund to a higher degree of volatility than a more geographically diversified fund.

**South Korea Risk.** The Fund is susceptible to adverse market, political, regulatory and geographic events affecting South Korea. The South Korean economy is dependent on the economies of other Asian countries, especially China and Southeast Asia, and the United States as key trading partners. Furthermore, South Korea’s economy may be significantly affected by currency fluctuations and increasing competition from Asia’s other low-cost emerging economies. Also, tensions with North Korea could escalate and lead to further uncertainty in the political and economic climate of South Korea.

**Currency Risk.** The Fund’s net asset value (“NAV”) is determined on the basis of the U.S. dollar, therefore, the Fund may lose value if the local currency of a foreign market depreciates against the U.S. dollar, even if the local currency value of the Fund’s holdings goes up. Currency exchange rates can be very volatile and can change quickly and unpredictably, which may adversely affect the Fund. The Fund may also be subject to delays in converting or transferring U.S. dollars to foreign currencies for the purpose of purchasing portfolio investments. This may hinder the Fund’s performance, including because any delay could result in the Fund missing an investment opportunity and purchasing securities at a higher price than originally intended, or incurring cash drag.

**Internet Companies Risk.** Investments in Internet companies may be volatile. Internet companies are subject to intense competition, the risk of product obsolescence, changes in consumer preferences and legal, regulatory and political changes. They are also especially at risk of hacking and other cybersecurity events. In addition, it can be difficult to determine what qualifies as an Internet company.

## Fund Summary

### KraneShares Emerging Markets Consumer Technology Index ETF

**ETF Risk.** As an ETF, the Fund is subject to the following risks:

**Authorized Participants Concentration Risk.** The Fund has a limited number of financial institutions that may act as Authorized Participants. To the extent they exit the business or are otherwise unable to proceed in creation and redemption transactions with the Fund and no other Authorized Participant is able to step forward to create or redeem, shares of the Fund may be more likely to trade at a premium or discount to NAV and possibly face trading halts or delisting. Authorized Participant concentration risk may be heightened for exchange-traded funds (“ETFs”), such as the Fund, that invest in securities issued by non-U.S. issuers or other securities or instruments that have lower trading volumes.

**Cash Transactions Risk.** Like other ETFs, the Fund sells and redeems its shares only in large blocks called Creation Units and only to “Authorized Participants.” Unlike many other ETFs, however, the Fund expects to effect its creations and redemptions at least partially or fully for cash, rather than in-kind securities. Thus, an investment in the Fund may be less tax-efficient than an investment in other ETFs as the Fund may recognize a capital gain that it could have avoided by making redemptions in-kind. As a result, the Fund may pay out higher capital gains distributions than ETFs that redeem in-kind. Further, paying redemption proceeds in cash rather than through in-kind delivery of portfolio securities may require the Fund to dispose of or sell portfolio investments to obtain the cash needed to distribute redemption proceeds at an inopportune time.

**International Closed Market Trading Risk.** To the extent the Fund’s investments trade in markets that are closed when the Fund and Exchange are open, there are likely to be deviations between current pricing of an underlying security and the prices at which the underlying securities are valued for purposes of the Fund’s NAV. As a result, Shares may appear to trade at a significant discount or premium to NAV greater than those incurred by other ETFs. In addition, shareholders may not be able to purchase or redeem their shares of the Fund, or purchase or sell shares of the Fund on the Exchange, on days when the NAV of the Fund could be significantly affected by events in the relevant non-U.S. markets.

**Premium/Discount Risk.** There may be times when the market price of the Fund’s shares is more than the NAV intra-day (at a premium) or less than the NAV intra-day (at a discount). As a result, shareholders of the Fund may pay more than NAV when purchasing shares and receive less than NAV when selling Fund shares. This risk is heightened in times of market volatility or periods of steep market declines. In such market conditions, market or stop loss orders to sell Fund shares may be executed at prices well below NAV.

**Secondary Market Trading Risk.** Investors buying or selling shares in the secondary market will normally pay brokerage commissions, which are often a fixed amount and may be a significant proportional cost for investors buying or selling relatively small amounts of shares. Secondary market trading is subject to bid-ask spreads and trading in Fund shares may be halted by the Exchange because of market conditions or other reasons. If a trading halt occurs, a shareholder may temporarily be unable to purchase or sell shares of the Fund. In addition, although the Fund’s shares are listed on the Exchange, there can be no assurance that an active trading market for shares will develop or be maintained or that the Fund’s shares will continue to be listed.

**Liquidity Risk.** The Fund’s investments are subject to liquidity risk, which exists when an investment is or becomes difficult or impossible to purchase or sell at an advantageous time and price. If a transaction is particularly large or if the relevant market is or becomes illiquid, it may not be possible to initiate a transaction or liquidate a position, which may cause the Fund to suffer significant losses

## Fund Summary

### KraneShares Emerging Markets Consumer Technology Index ETF

and difficulties in meeting redemptions. Liquidity risk may be the result of, among other things, market turmoil, the reduced number and capacity of traditional market participants, or the lack of an active trading market. Markets for securities or financial instruments could be disrupted by a number of events, including, but not limited to, an economic crisis, natural disasters, new legislation or regulatory changes inside or outside the U.S. Liquid investments may become less liquid after being purchased by the Fund, particularly during periods of market stress. In addition, if a number of securities held by the Fund stop trading, it may have a cascading effect and cause the Fund to halt trading. Volatility in market prices will increase the risk of the Fund being subject to a trading halt. Certain countries in which the Fund may invest may be subject to extended settlement delays and/or foreign holidays, during which the Fund will unlikely be able to convert holdings to cash.

**Small- and Mid-Capitalization Company Risk.** Investing in the securities of small and medium capitalization companies involves greater risk and the possibility of greater price volatility than investing in larger capitalization companies. Since small and medium-sized companies may have limited operating histories, product lines and financial resources, the securities of these companies may be less liquid and more volatile. They may also be sensitive to (expected) changes in interest rates and earnings.

**Large Capitalization Company Risk.** Large capitalization companies may be unable to respond quickly to new competitive challenges and attain the high growth rate of successful smaller companies, especially during extended periods of economic expansion. As such, returns on investments in stocks of large capitalization companies could trail the returns on investments in stocks of small and mid capitalization companies.

**Passive Investment Risk.** There is no guarantee that the Underlying Index will create the desired exposure and the Fund is not actively managed. It does not seek to “beat” the Underlying Index or take temporary defensive positions when markets decline. Therefore, the Fund may purchase or hold securities with current or projected underperformance.

**Management Risk.** The Fund may not fully replicate the Underlying Index and may hold less than the total number of securities in the Underlying Index. Therefore, the Fund is subject to the risk that the Adviser’s security selection process may not produce the intended results.

**Tracking Error Risk.** The Fund’s return may not match or achieve a high degree of correlation with the return of the Underlying Index. This may be due to, among other factors, the Fund holding cash under certain circumstances in lieu of Underlying Index securities, such as when the Fund is subject to delays converting U.S. dollars into a foreign currency to purchase foreign securities and unable to invest in certain constituents of the Underlying Index due to regulatory constraints, trading suspensions, and legal restrictions imposed by foreign governments. To the extent that the Fund employs a representative sampling strategy or calculates its NAV based on fair value prices and the value of the Underlying Index is based on securities’ closing prices on local foreign markets, the Fund’s ability to track the Underlying Index may be adversely affected.

**Market Risk.** The values of the Fund’s holdings could decline generally or could underperform other investments. In addition, there is a risk that policy changes by the U.S. Government, Federal Reserve, and/or other government actors could cause volatility in global financial markets and negative sentiment, which could have a negative impact on the Fund and could result in losses. Geopolitical and other risks, including environmental and public health risks may add to instability in world economies and markets generally. Changes in value may be temporary or may last for extended periods. Further, the Fund is susceptible to the risk that certain investments may be difficult or



## Fund Summary

### KraneShares Emerging Markets Consumer Technology Index ETF

impossible to sell at a favorable time or price. Market developments may also cause the Fund's investments to become less liquid and subject to erratic price movements.

**High Portfolio Turnover Risk.** The Fund may incur high portfolio turnover rates, which may increase the Fund's brokerage commission costs and negatively impact the Fund's performance. Such portfolio turnover also may generate net short-term capital gains.

**Valuation Risk.** Independent market quotations for certain investments held by the Fund may not be readily available, and such investments may be fair valued or valued by a pricing service at an evaluated price. These valuations involve subjectivity and different market participants may assign different prices to the same investment. As a result, there is a risk that the Fund may not be able to sell an investment at the price assigned to the investment by the Fund. In addition, the securities in which the Fund invests may trade on days that the Fund does not price its shares; as a result, the value of Fund shares may change on days when investors cannot purchase or sell their Fund holdings.

**Tax Risk.** In order to qualify for the favorable tax treatment available to regulated investment companies, the Fund must satisfy certain income, asset diversification and distribution requirements each year. The Fund's investments in issuers whose control persons are not certain creates a risk that tax authorities may retrospectively deem the Fund to have failed the asset diversification requirements. If the Fund were to fail the favorable tax treatment requirements, it would be taxed in the same manner as an ordinary corporation, which would adversely affect its performance.

**Depository Receipts Risk.** The Fund may hold the securities of foreign companies in the form of depository receipts, including American Depository Receipts and Global Depository Receipts. Investing in depository receipts entails the risks associated with foreign investments, such as fluctuations in foreign currency exchange rates and political and economic risks distinct from those associated with investing in the securities of U.S. issuers. In addition, the value of the securities underlying the depository receipts may change materially when the U.S. markets are not open for trading, which will affect the value of the depository receipts.

**Derivatives Risk.** The use of derivatives (including swaps, futures, forwards, structured notes and options) may involve leverage, which includes risks that are different from, and greater than, the risks associated with investing directly in a reference asset, because a small investment in a derivative can result in a large impact on the Fund and may cause the Fund to be more volatile. Derivatives may at times be highly illiquid, and the Fund may not be able to close out or sell a derivative at a particular time or at an anticipated price. Derivatives can be difficult to value and valuation may be more difficult in times of market turmoil. There may be imperfect correlation between the derivative and that of the reference asset, resulting in unexpected returns that could materially adversely affect the Fund. Certain derivatives (such as swaps and options) are bi-lateral agreements that expose the Fund to counterparty risk, which is the risk of loss in the event that the counterparty to an agreement fails to make required payments or otherwise comply with the terms of derivative. In that case, the Fund may suffer losses potentially equal to, or greater than, the full value of the derivative if the counterparty fails to perform its obligations. That risk is generally thought to be greater with over-the-counter (OTC) derivatives than with derivatives that are exchange traded or centrally cleared. Counterparty risks are compounded by the fact that there are only a limited number of ways available to invest in certain reference assets and, therefore, there may be few counterparties to swaps or options based on those reference assets. Many derivatives are subject to segregation requirements that require the Fund to segregate the market or notional value of the derivatives, which could impede the portfolio management of the Fund.



Fund Summary

KraneShares Emerging Markets Consumer Technology Index ETF

**Investments in Investment Companies Risk.** The Fund may invest in other investment companies, including those that are advised, sponsored or otherwise serviced by Krane and/or its affiliates. The Fund will indirectly be exposed to the risks of investments by such funds and will incur its pro rata share of the underlying fund's expenses. Additionally, investments in ETFs are subject to ETF Risk. Krane is subject to conflicts of interest in allocating Fund assets to investment companies that are advised, sponsored or otherwise serviced by Krane and/or its affiliates. To the extent that the Fund invests in investment companies or other pooled investment vehicles that are not registered pursuant to the 1940 Act, including foreign investment companies, it will not enjoy the protections of the U.S. law.

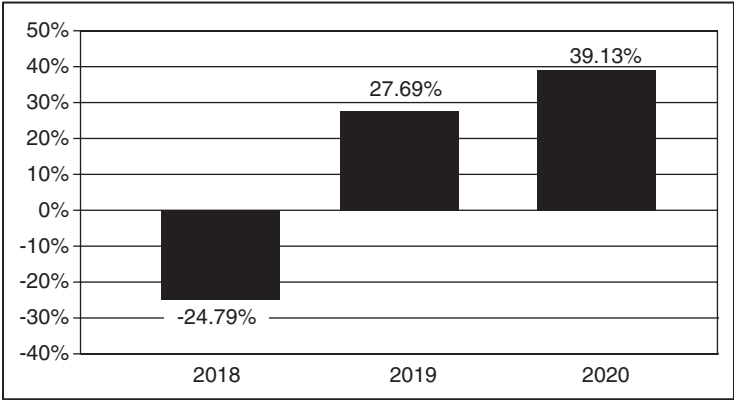
**Securities Lending Risk.** To the extent the Fund lends its securities, it may be subject to the following risks: (1) the securities in which the collateral is invested may not perform sufficiently to cover the applicable rebate rates paid to borrowers and related administrative costs; (2) delays may occur in the recovery of securities from borrowers, which could interfere with the Fund's ability to vote proxies or to settle transactions; and (3) although borrowers of the Fund's securities typically provide collateral in the form of cash that is reinvested in securities, there is the risk of possible loss of rights in the collateral should the borrower fail financially.

**Cash and Cash Equivalents Risk.** The Fund may hold cash or cash equivalents. Generally, such positions offer less potential for gain than other investments. This is particularly true when the market for other investments in which the Fund may invest is rapidly rising. If the Fund holds cash uninvested it will be subject to the credit risk of the depositing institution holding the cash.

Performance Information

The following bar chart and table illustrate the variability of the Fund's returns and indicate the risks of investing in the Fund by showing how the Fund's average annual total returns compare with those of a broad measure of market performance. All returns include the reinvestment of dividends and distributions. As always, please note that the Fund's past performance (before and after taxes) is not necessarily an indication of how it will perform in the future. Updated performance information is available at no cost by visiting [www.kraneshares.com](http://www.kraneshares.com).

Total Annual Returns For Calendar Years Ended December 31



As of June 30, 2021, the Fund's calendar year-to-date total return was 2.08%.

## Fund Summary

### KraneShares Emerging Markets Consumer Technology Index ETF

Best and Worst Quarter Returns (for the period reflected in the bar chart above)

	Return	Quarter Ended/Year
Highest Return . . . . .	32.94%	6/30/2020
Lowest Return. . . . .	-18.61%	3/31/2020

### Average Annual Total Returns for the periods ended December 31, 2020

KraneShares Emerging Markets Consumer Technology Index ETF	1 year	Since Inception (10-11-2017)
Return Before Taxes . . . . .	39.13%	10.02%
Return After Taxes on Distributions . . . . .	38.10%	9.61%
Return After Taxes on Distributions and Sale of Fund Shares . . . . .	23.41%	7.69%
S&P 500 Index (Reflects no deduction for fees, expenses or taxes). . . . .	18.40%	14.88%
Solactive Emerging Market Consumer Technology Index (Reflects no deduction for fees, expenses or taxes). . . . .	39.99%	11.36%

Average annual total returns are shown on a before- and after-tax basis for the Fund. After-tax returns for the Fund are calculated using the historical highest individual federal marginal income tax rates and do not reflect the impact of state and local taxes. Actual after-tax returns depend on an investor's tax situation and may differ from those shown. After-tax returns shown are not relevant to investors who hold shares through tax-deferred arrangements, such as 401(k) plans or individual retirement plans.

## Fund Summary

### KraneShares Emerging Markets Consumer Technology Index ETF

#### Management

##### Investment Adviser

Krane Funds Advisors, LLC serves as the investment adviser to the Fund.

##### Portfolio Managers

James Maund, Head of Capital Markets at the Adviser, has served as the lead portfolio manager of the Fund since January 2020. Jonathan Shelon, Chief Operating Officer of the Adviser, also serves as a portfolio manager of the Fund. Mr. Shelon supports Mr. Maund and Krane's investment team for the Fund and has been a portfolio manager of the Fund since 2018.

##### Purchase and Sale of Fund Shares

Shares may be purchased and redeemed from the Fund only in "Creation Units" of 50,000 shares, or multiples thereof. As a practical matter, only institutions and large investors, such as market makers or other large broker-dealers, purchase or redeem Creation Units. Most investors will buy and sell shares of the Fund on the Exchange. Individual shares can be bought and sold throughout the trading day like other publicly traded securities through a broker-dealer on the Exchange. These transactions do not involve the Fund. The price of an individual Fund share is based on market prices, which may be different from its NAV. As a result, the Fund's shares may trade at a price greater than the NAV (at a premium) or less than the NAV (at a discount). An investor may incur costs attributable to the difference between the highest price a buyer is willing to pay to purchase shares of the Fund (bid) and the lowest price a seller is willing to accept for shares of the Fund (ask) when buying or selling shares in the secondary market (the "bid-ask spread"). Most investors will incur customary brokerage commissions and charges when buying or selling shares of the Fund through a broker-dealer.

Recent information regarding the Fund, including its NAV, market price, premiums and discounts, and bid ask spreads, are available on the Fund's website at [www.kraneshares.com](http://www.kraneshares.com).

##### Tax Information

Fund distributions are generally taxable as ordinary income, qualified dividend income or capital gains (or a combination), unless your investment is in an IRA or other tax-advantaged retirement account, which may be taxable upon withdrawal.

##### Payments to Broker-Dealers and Other Financial Intermediaries

If you purchase Fund shares through a broker-dealer or other financial intermediary (such as a bank), the Fund and its related companies may pay the intermediary for the sale of Fund shares and related services. These payments may create a conflict of interest by influencing the broker-dealer or other intermediary and your sales person to recommend the Fund over another investment. Ask your sales person or visit your financial intermediary's website for more information.

Fund Summary

KraneShares Emerging Markets Healthcare Index ETF

Investment Objective

The KraneShares Emerging Markets Healthcare Index ETF (the “Fund”) seeks to provide investment results that, before fees and expenses, track the price and yield performance of a specific equity securities index. The Fund’s current index is the Solactive Emerging Markets Healthcare Index (the “Underlying Index”).

Fees and Expenses of the Fund

The following table describes the fees and expenses you may pay if you buy, hold and sell shares of the Fund. You may pay other fees, such as brokerage commissions and other fees to financial intermediaries, which are not reflected in the tables and examples below.

Shareholder Fees (fees paid directly from your investment)	None
Annual Fund Operating Expenses	
(expenses that you pay each year as a percentage of the value of your investment)	
Management Fees	0.78%
Distribution and/or Service (12b-1) Fees*	0.00%
Other Expenses**	0.02%
Total Annual Fund Operating Expenses	0.80%

\* Pursuant to a Distribution Plan, the Fund may bear a Rule 12b-1 fee not to exceed 0.25% per year of the Fund’s average daily net assets. However, no such fee is currently paid by the Fund, and the Board of Trustees has not currently approved the commencement of any payments under the Distribution Plan.

\*\* Although the Fund’s investment adviser, Krane Funds Advisors, LLC (“Krane” or “Adviser”) receives 10% of the net revenue generated by the Fund’s securities lending activities and such amount is included in “Other Expenses,” the Fund receives 90% of such net revenues. Please see the “Management” section of the Prospectus for more information.

Example

This Example is intended to help you compare the cost of investing in the Fund with the cost of investing in other funds. The Example assumes that you invest \$10,000 in the Fund for the time periods indicated. The Example also assumes that your investment has a 5% return each year and that the Fund’s operating expenses remain the same. Although your actual costs may be higher or lower, based on these assumptions, whether you do or do not sell your shares, your costs would be:

1 Year	3 Years	5 Years	10 Years
\$82	\$255	\$444	\$990

Portfolio Turnover

The Fund pays transaction costs, such as commissions, when it buys and sells securities (or “turns over” its portfolio). A higher portfolio turnover rate may indicate higher transaction costs and may result in higher taxes when Fund shares are held in a taxable account. These costs, which are not reflected in the Annual Fund Operating Expenses or in the Example, affect the Fund’s performance. During the most recent fiscal year, the Fund’s portfolio turnover rate was 73% of the average value of its portfolio. This rate excludes the value of portfolio securities received or delivered as a result of in-kind creations or redemptions of the Fund’s shares.

## Fund Summary

### KraneShares Emerging Markets Healthcare Index ETF

#### Principal Investment Strategies

Under normal circumstances, the Fund will invest at least 80% of its total assets in components of the Underlying Index, depositary receipts, including American depositary receipts (“ADRs”), representing such components and securities underlying depositary receipts in the Underlying Index. The Underlying Index is a modified, free float adjusted market capitalization weighted index designed to measure the equity market performance of emerging market companies classified by FactSet Revere Business Industry Classification system (“RBICS”) as being in the health technology or health services industries. The Underlying Index includes companies that RBICS classifies as engaged in the pharmaceuticals, biotechnology, medical specialties, managed health care, hospital/nursing management, medical/nursing services and services to the health industry businesses. Solactive AG (“Index Provider”) defines emerging market companies as those having one of the following countries of risk: Brazil, Chile, China, Czech Republic, Colombia, Egypt, Greece, Hungary, India, Indonesia, Malaysia, Mexico, Peru, Philippines, Poland, Qatar, Russia, South Africa, Thailand, Turkey or United Arab Emirates (“UAE”). The Underlying Index may include small-cap, mid-cap and large-cap companies, but excludes shares listed locally in the UAE.

To be included in the Underlying Index at the time of rebalancing, securities must: (1) be issued by companies with a minimum market capitalization of \$1 billion (or \$5 billion in the case of China A-Shares); (2) have a minimum average daily trading volume of \$1 million as measured over the most recent one-and six-month periods, unless they do not have a six-month history in which case a three-month period will be used; (3) have traded on 90% of the eligible trading days over the last three or six months, as applicable; and (4) trade at a price below \$10,000 per share.

As of each rebalance date, the Underlying Index is weighted according to each constituent's free float-adjusted market capitalization, as modified so that no issuer constitutes more than 4.5% of the Underlying Index and the issuers of any one country do not constitute more than 45% of the Underlying Index. Any excess weights are redistributed pro rata among the other index constituents. The Underlying Index includes only securities of issuers that have a free float market capitalization of 10% or more of their total market capitalization. Free-float market capitalization is calculated by multiplying a security's price by the number of shares available in the market, rather than the total number of shares outstanding. China A-Shares eligible for inclusion in the Underlying Index must be tradeable through the Shanghai-Hong Kong Stock Connect Program or Shenzhen-Hong Kong Stock Connect Program.

The Fund may invest up to 20% of its assets in instruments that are not included in the Underlying Index, but that Krane believes will help the Fund track the Underlying Index. These investments may include equity securities and depositary receipts of issuers whose securities are not constituents of the Underlying Index, derivative instruments (including swaps, futures, forwards, structured notes and options), other investment companies (including exchange traded funds or “ETFs”) and cash or cash equivalents (including money market funds). The other investment companies in which the Fund may invest may be advised, sponsored or otherwise serviced by Krane and/or its affiliates.

The following China-related securities may be included in the Underlying Index and/or represent investments of the Fund:

- *China A-Shares*, which are shares of companies incorporated in mainland China that are traded on the Chinese exchanges and denominated in domestic renminbi. China A-Shares are primarily purchased and sold in the domestic Chinese market. To the extent the Fund invests in

## Fund Summary

### KraneShares Emerging Markets Healthcare Index ETF

China A-Shares, it expects to do so through the trading and clearing facilities of a participating exchange located outside of mainland China ("Stock Connect Programs"). A Renminbi Qualified Foreign Institutional Investor ("RQFII") or Qualified Foreign Institutional Investor ("QFII") license may also be acquired to invest directly in China A-Shares.

- *China B-Shares*, which are shares of companies listed on the Shanghai or Shenzhen Stock Exchange but quoted and traded in foreign currencies (such as Hong Kong Dollars or U.S. Dollars), which were primarily created for trading by foreign investors.
- *China H-Shares*, which are shares of companies incorporated in mainland China and listed on the Hong Kong Stock Exchange ("H-Shares"), where they are traded in Hong Kong dollars and may be traded by foreign investors.
- *China N-Shares*, which are shares of companies with business operations in mainland China and listed on an American stock exchange, such as NYSE or NASDAQ ("N-Shares").
- *P-Chips*, which are shares of private sector companies with a majority of their business operations in mainland China and controlling private Chinese shareholders, which are incorporated outside of mainland China and traded on the Hong Kong Stock Exchange in Hong Kong dollars.
- *Red Chips*, which are shares of companies with a majority of their business operations in mainland China and controlled by the central, provincial or municipal governments of the PRC, whose shares are traded on the Hong Kong Stock Exchange in Hong Kong dollars.
- *S-Chips*, which are shares of companies with business operations in mainland China and listed on the Singapore Exchange. S-Chip shares are issued by companies incorporated anywhere, but many are registered in Singapore, the British Virgin Islands, the Cayman Islands, or Bermuda.

Although the Fund reserves the right to replicate (or hold all constituents of) the Underlying Index, the Fund expects to use representative sampling to track the Underlying Index. "Representative sampling" is a strategy that involves investing in a representative sample of securities that collectively have an investment profile similar to the Underlying Index.

As of May 31, 2021, the Underlying Index included 144 securities of companies with a market capitalization range of approximately \$1.02 billion to \$92.53 billion and an average market capitalization of approximately \$9.89 billion and the largest markets represented in the Underlying Index were China and South Korea. The Underlying Index is rebalanced semi-annually.

The Fund is non-diversified. To the extent the Underlying Index is concentrated in a particular industry, the Fund is expected to be concentrated in that industry.

The Fund may engage in securities lending.

### Principal Risks

As with all ETFs, a shareholder of the Fund is subject to the risk that his or her investment could lose money. The Fund may not achieve its investment objective and an investment in the Fund is not by itself a complete or balanced investment program. An investment in the Fund is not a deposit with a bank and is not insured or guaranteed by the Federal Deposit Insurance Corporation or any other

## Fund Summary

### KraneShares Emerging Markets Healthcare Index ETF

government agency. An investment in the Fund involves the risk of total loss. In addition to these risks, the Fund is subject to a number of additional principal risks that may affect the value of its shares, including:

**Emerging Markets Risk.** The Fund's investments in emerging markets are subject to greater risk of loss than investments in developed markets. This is due to, among other things, greater market volatility, greater risk of asset seizures and capital controls, lower trading volume, political and economic instability, greater risk of market shutdown, and more governmental limitations on foreign investments than typically found in developed markets. The economies of emerging markets, and China in particular, may be heavily reliant upon international trade and may suffer disproportionately if international trading declines or is disrupted.

**Concentration Risk.** The Fund's assets are expected to be concentrated in an industry or group of industries to the extent that the Underlying Index concentrates in a particular industry or group of industries. The securities of companies in an industry or group of industries could react similarly to market developments. Thus, the Fund is subject to loss due to adverse occurrences that affect one industry or group of industries or sector. While the Fund's sector and industry exposure is expected to vary over time based on the composition of the Underlying Index, the Fund is currently subject to the principal risks described below.

**Healthcare Sector Risk.** The profitability of companies in the healthcare sector may be affected by government regulations and government healthcare programs, government reimbursement for medical expenses, increases or decreases in the cost of medical products and services, limited product lines, increased emphasis on the delivery of healthcare through outpatient services and product liability claims. Many healthcare companies are heavily dependent on patent protection, which may be time consuming and costly, and the expiration of a company's patent may adversely affect that company's profitability. Healthcare companies are subject to competitive forces that may result in pricing pressure, including price discounting, and may be thinly capitalized and susceptible to product obsolescence. Many new products in the healthcare sector require significant research and development and may be subject to regulatory approvals, which may be time consuming and costly and with no guarantee that the product will come to market.

**Frontier Markets Risk.** Frontier market countries generally have smaller economies and less developed capital markets or legal, regulatory and political systems than traditional emerging market countries. As a result, the risks of investing in emerging market countries are magnified in frontier market countries.

**China Risk.** The Chinese economy is generally considered an emerging market and can be significantly affected by economic and political conditions in China and surrounding Asian countries. China may be subject to considerable degrees of economic, political and social instability. In addition, the Chinese economy is export-driven and highly reliant on trading with key partners. A downturn in the economies of China's primary trading partners could slow or eliminate the growth of the Chinese economy and adversely impact the Fund's investments. The Chinese government strictly regulates the payment of foreign currency denominated obligations and sets monetary policy. The Chinese government may introduce new laws and regulations that could have an adverse effect on the Fund. Although China has begun the process of privatizing certain sectors of its economy, privatized entities may lose money and/or be re-nationalized.

## Fund Summary

### KraneShares Emerging Markets Healthcare Index ETF

In the Chinese securities markets, a small number of issuers may represent a large portion of the entire market. The Chinese securities markets are subject to more frequent trading halts, low trading volume and price volatility. Recent developments in relations between the United States and China have heightened concerns of increased tariffs and restrictions on trade between the two countries. An increase in tariffs or trade restrictions, or even the threat of such developments, could lead to a significant reduction in international trade, which could have a negative impact on China's export industry and a commensurately negative impact on the Fund.

In recent years, Chinese entities have incurred significant levels of debt and Chinese financial institutions currently hold relatively large amounts of non-performing debt. Thus, there exists a possibility that widespread defaults could occur, which could trigger a financial crisis, freeze Chinese debt and finance markets and make Chinese securities illiquid.

In addition, trade relations between the U.S. and China have recently been strained. Worsening trade relations between the two countries could adversely impact the Fund, particularly to the extent that the Chinese government restricts foreign investments in on-shore Chinese companies or the U.S. government restricts investments by U.S. investors in China. Worsening trade relations may also result in market volatility and volatility in the price of Fund shares.

Disclosure and regulatory standards in emerging market countries, such as China, are in many respects less stringent than U.S. standards. There is substantially less publicly available information about Chinese issuers than there is about U.S. issuers.

**A-Shares Risk.** A-Shares are issued by companies incorporated in mainland China and are traded on Chinese exchanges. Investments in A-Shares are made available to domestic Chinese investors and certain foreign investors, including those who have been approved as a QFII or a RQFII and through the Stock Connect Programs, which currently include the Shanghai-Hong Kong Stock Connect, Shenzhen-Hong Kong Stock Connect, Shanghai-London Stock Connect, and the China-Japan Stock Connect. Investments by foreign investors in A-Shares are subject to various restrictions, regulations and limits. The Fund currently intends to gain exposure to A-Shares through the Stock Connect Programs. The Fund may also gain exposure to A-Shares by investing in investments that provide exposure to A-Shares, such as other investment companies, or Krane may acquire a QFII or RQFII license to invest in A-Shares for the Fund. Investments in A-Shares are heavily regulated and the recoupment and repatriation of assets invested in A-Shares is subject to restrictions by the Chinese government. A-Shares may be subject to frequent and widespread trading halts and may become illiquid. This could cause volatility in the Fund's share price and subject the Fund to a greater risk of trading halts.

**Custody Risks.** In accordance with Chinese regulations and the terms of a QFII or RQFII license, as applicable, and insofar as Krane acquires a QFII or RQFII license, A-Shares will be held in the joint names of the Fund and Krane. While Krane may not use such an account for any purpose other than for maintaining the Fund's assets, the Fund's assets may not be as well protected as they would be if it were possible for them to be registered and held solely in the name of the Fund. There is a risk that creditors of Krane may assert that the securities are owned by Krane and that regulatory actions taken against Krane may affect the Fund. The risk is particularly acute in the case of cash deposited with a People's Republic of China ("PRC") sub-custodian ("PRC Custodian") because it may not be segregated, and it may be treated as a debt owing from the PRC Custodian to the Fund as a depositor. Thus, in the event of a PRC Custodian bankruptcy, liquidation, or similar event, the Fund may face difficulties and/or encounter delays in recovering its cash.



## Fund Summary

### KraneShares Emerging Markets Healthcare Index ETF

**Tax Risk.** Per a circular (Caishui [2014] 79), the Fund is temporarily exempt from the Chinese tax on capital gains on trading in A-Shares as a QFII or RQFII or the Shanghai Stock Exchange through the Shanghai-Hong Kong Stock Connect as of November 17, 2014, and the Shenzhen Stock Exchange through the Shenzhen-Hong Kong Stock Connect as of December 5, 2016. There is no indication as to how long the temporary exemption will remain in effect. Accordingly, the Fund may be subject to such taxes in the future. In addition, there is uncertainty as to the application and implementation of China's value added tax to the Fund's activities. The Fund reserves the right to establish a reserve for taxes which present uncertainty as to whether they will be assessed, although it currently does not do so. If the Fund establishes such a reserve but is not ultimately subject to these taxes, shareholders who redeemed or sold their shares while the reserve was in place will effectively bear the tax and may not benefit from the later release, if any, of the reserve. Conversely, if the Fund does not establish such a reserve but ultimately is subject to the tax, shareholders who redeemed or sold their shares prior to the tax being withheld, reserved or paid will have effectively avoided the tax. Investors should note that such provision, if any, may be excessive or inadequate to meet actual tax liabilities (which could include interest and penalties) on the Fund's investments. Any taxes imposed in connection with the Fund's activities will be borne by the Fund. As a result, investors may be advantaged or disadvantaged depending on the final rules of the relevant tax authorities.

**Capital Controls Risk.** Economic conditions, such as volatile currency exchange rates and interest rates, political events and other conditions may, without prior warning, lead to intervention by government actors and the imposition of "capital controls." Capital controls include the prohibition of, or restrictions on, the ability to transfer currency, securities or other assets. Levies may be placed on profits repatriated by foreign entities (such as the Fund). Although the RMB is not presently freely convertible, rather it is subject to the approval of the State Administration of Foreign Exchange ("SAFE") and other relevant authorities, repatriations by RQFIIs or through the Stock Connect Programs are currently permitted daily and Chinese authorities have indicated their plans to move to a fully freely convertible RMB. There is no assurance, however, that repatriation restrictions will not be (re-)imposed in the future.

**Hong Kong Risk.** The economy of Hong Kong has few natural resources and any fluctuation or shortage in the commodity markets could have a significant adverse effect on the Hong Kong economy. Hong Kong is also heavily dependent on international trade and finance. Additionally, the continuation and success of the current political, economic, legal and social policies of Hong Kong is dependent on and subject to the control of the Chinese government. China may change its policies regarding Hong Kong at any time. Any such change may adversely affect market conditions and the performance of Chinese and Hong Kong issuers and, thus, the value of securities in the Fund's portfolio.

**Stock Connect Program Risk.** The Stock Connect Programs are subject to daily and aggregate quota limitations, and an investor cannot purchase and sell the same security on the same trading day, which may restrict the Fund's ability to invest in A-Shares through the Programs and to enter into or exit trades on a timely basis. The Shanghai and Shenzhen markets may be open at a time when the participating exchanges located outside of mainland China are not active, with the result that prices of A-Shares may fluctuate at times when the Fund is unable to add to or exit its positions. Only certain China A-Shares are eligible to be accessed through the Stock Connect Programs. Such securities may lose their eligibility at any time, in which case they could be sold but could no longer be purchased through the Stock Connect Programs. Because the Stock Connect Programs are still

## Fund Summary

### KraneShares Emerging Markets Healthcare Index ETF

evolving, the actual effect on the market for trading A-Shares with the introduction of large numbers of foreign investors is still relatively unknown. Further, regulations or restrictions, such as limitations on redemptions or suspension of trading, may adversely impact the program. There is no guarantee that the participating exchanges will continue to support the Stock Connect Programs in the future.

Investments in China A-Shares may not be covered by the securities investor protection programs of either exchange and, without the protection of such programs, will be subject to the risk of default by the broker. Because of the way in which China A-Shares are held in the Stock Connect Programs, the Fund may not be able to exercise the rights of a shareholder and may be limited in its ability to pursue claims against the issuer of a security, and may suffer losses in the event the depository of the Chinese exchange becomes insolvent.

**B-Shares Risk.** The China B-Share market is generally smaller, less liquid and has a smaller issuer base than the China A-Share market. The issuers that compose the B-Share market include a broad range of companies, including companies with large, medium and small capitalizations. Further, the B-Shares market may behave very differently from other portions of the Chinese equity markets, and there may be little to no correlation between the performance of the two.

**H-Shares Risk.** H-Shares are foreign securities which, in addition to the risks described herein, are subject to the risk that the Hong Kong stock market may behave very differently from the mainland Chinese stock market. There may be little to no correlation between the performance of the Hong Kong stock market and the mainland Chinese stock market.

**N-Shares Risk.** N-Shares are securities of companies with business operations in mainland China and listed on an American stock exchange, such as the NYSE or NASDAQ. Because companies issuing N-Shares have business operations in China, they are subject to certain political and economic risks in China. The American stock market may behave very differently from the mainland Chinese stock market, and there may be little to no correlation between the performance of the two.

**P-Chip Companies Risk.** P-Chip companies are often run by the private sector and have a majority of their business operations in mainland China. P-Chip shares are traded in Hong Kong dollars on the Hong Kong Stock Exchange, and may also be traded by foreigners. Because they are traded on the Hong Kong Stock Exchange, P-Chips are also subject to risks similar to those associated with investments in H Shares. They are also subject to risks affecting their jurisdiction of incorporation, including any legal or tax changes.

**Red Chip Companies Risk.** Red Chip companies are controlled, either directly or indirectly, by the central, provincial or municipal governments of the PRC. Red Chip shares are traded in Hong Kong dollars on the Hong Kong Stock Exchange and may also be traded by foreigners. Because Red Chip companies are controlled by various PRC governmental authorities, investing in Red Chips involves risks that political changes, social instability, regulatory uncertainty, adverse diplomatic developments, asset expropriation or nationalization, or confiscatory taxation could adversely affect the performance of Red Chip companies. Red Chip companies may be less efficiently run and less profitable than other companies.

**S-Chip Companies Risk.** The Fund may invest in shares of companies with business operations in mainland China and listed on the Singapore Exchange ("S-Chips"). S-Chip shares are issued by companies incorporated anywhere, but many are registered in Singapore, the British Virgin Islands, the Cayman Islands, or Bermuda. They are subject to risks affecting their jurisdiction of incorporation, including any legal or tax changes. S-Chip companies may or may not be owned at

## Fund Summary

### KraneShares Emerging Markets Healthcare Index ETF

least in part by a Chinese central, provincial or municipal government and be subject to the types of risks that come with such ownership described herein. There may be little or no correlation between the performance of the Singapore stock market and the mainland Chinese stock market.

**Equity Securities Risk.** The values of equity securities are subject to factors such as market fluctuations, changes in interest rates and perceived trends in stock prices. Equity securities may be more volatile than other asset classes and are generally subordinate in rank to debt and other securities of the same issuer.

**Foreign Securities Risk.** Investments in securities of non-U.S. issuers may be less liquid than investments in U.S. issuers, may have less governmental regulation and oversight, and are typically subject to different investor protection standards than U.S. issuers. Investments in non-U.S. securities entail the risk of loss due to foreign currency fluctuations and political or economic instability. Foreign market trading hours, clearance and settlement procedures, and holiday schedules may limit the Fund's ability to buy and sell securities. These factors could result in a loss to the Fund.

**Geographic Focus Risk.** The Fund's investments are expected to be focused in a particular country, countries, or region to the same extent as the Underlying Index and therefore the Fund may be susceptible to adverse market, political, regulatory, and geographic events affecting that country, countries or region. Such geographic focus also may subject the Fund to a higher degree of volatility than a more geographically diversified fund.

**South Korea Risk.** The Fund is susceptible to adverse market, political, regulatory and geographic events affecting South Korea. The South Korean economy is dependent on the economies of other Asian countries, especially China and Southeast Asia, and the United States as key trading partners. Furthermore, South Korea's economy may be significantly affected by currency fluctuations and increasing competition from Asia's other low-cost emerging economies. Also, tensions with North Korea could escalate and lead to further uncertainty in the political and economic climate of South Korea.

**Currency Risk.** The Fund's net asset value ("NAV") is determined on the basis of the U.S. dollar, therefore, the Fund may lose value if the local currency of a foreign market depreciates against the U.S. dollar, even if the local currency value of the Fund's holdings goes up. Currency exchange rates can be very volatile and can change quickly and unpredictably, which may adversely affect the Fund. The Fund may also be subject to delays in converting or transferring U.S. dollars to foreign currencies for the purpose of purchasing portfolio investments. This may hinder the Fund's performance, including because any delay could result in the Fund missing an investment opportunity and purchasing securities at a higher price than originally intended, or incurring cash drag.

**Non-Diversified Fund Risk.** Because the Fund is non-diversified and may invest a greater portion of its assets in fewer issuers than a diversified fund, changes in the market value of a single portfolio holding could cause greater fluctuations in the Fund's share price than would occur in a diversified fund. This may increase the Fund's volatility and cause the performance of a single portfolio holding or a relatively small number of portfolio holdings to have a greater impact on the Fund's performance.

**ETF Risk.** As an ETF, the Fund is subject to the following risks:

**Authorized Participants Concentration Risk.** The Fund has a limited number of financial institutions that may act as Authorized Participants. To the extent they exit the business or are otherwise unable to proceed in creation and redemption transactions with the Fund and no other

## Fund Summary

### KraneShares Emerging Markets Healthcare Index ETF

Authorized Participant is able to step forward to create or redeem, shares of the Fund may be more likely to trade at a premium or discount to NAV and possibly face trading halts or delisting. Authorized Participant concentration risk may be heightened for exchange-traded funds ("ETFs"), such as the Fund, that invest in securities issued by non-U.S. issuers or other securities or instruments that have lower trading volumes.

**Cash Transactions Risk.** Like other ETFs, the Fund sells and redeems its shares only in large blocks called Creation Units and only to "Authorized Participants." Unlike many other ETFs, however, the Fund expects to effect its creations and redemptions at least partially or fully for cash, rather than in-kind securities. Thus, an investment in the Fund may be less tax-efficient than an investment in other ETFs as the Fund may recognize a capital gain that it could have avoided by making redemptions in-kind. As a result, the Fund may pay out higher capital gains distributions than ETFs that redeem in-kind. Further, paying redemption proceeds in cash rather than through in-kind delivery of portfolio securities may require the Fund to dispose of or sell portfolio investments to obtain the cash needed to distribute redemption proceeds at an inopportune time.

**International Closed Market Trading Risk.** To the extent the Fund's investments trade in markets that are closed when the Fund and Exchange are open, there are likely to be deviations between current pricing of an underlying security and the prices at which the underlying securities are valued for purposes of the Fund's NAV. As a result, Shares may appear to trade at a significant discount or premium to NAV greater than those incurred by other ETFs. In addition, shareholders may not be able to purchase or redeem their shares of the Fund, or purchase or sell shares of the Fund on the Exchange, on days when the NAV of the Fund could be significantly affected by events in the relevant non-U.S. markets.

**Premium/Discount Risk.** There may be times when the market price of the Fund's shares is more than the NAV intra-day (at a premium) or less than the NAV intra-day (at a discount). As a result, shareholders of the Fund may pay more than NAV when purchasing shares and receive less than NAV when selling Fund shares. This risk is heightened in times of market volatility or periods of steep market declines. In such market conditions, market or stop loss orders to sell Fund shares may be executed at prices well below NAV.

**Secondary Market Trading Risk.** Investors buying or selling shares in the secondary market will normally pay brokerage commissions, which are often a fixed amount and may be a significant proportional cost for investors buying or selling relatively small amounts of shares. Secondary market trading is subject to bid-ask spreads and trading in Fund shares may be halted by the Exchange because of market conditions or other reasons. If a trading halt occurs, a shareholder may temporarily be unable to purchase or sell shares of the Fund. In addition, although the Fund's shares are listed on the Exchange, there can be no assurance that an active trading market for shares will develop or be maintained or that the Fund's shares will continue to be listed.

**Small Fund Risk.** The Fund is small and does not yet have a significant number of shares outstanding. Small funds are at greater risk than larger funds of wider bid-ask spreads for its shares, trading at a greater premium or discount to NAV, liquidation and/or a stop to trading.

**Liquidity Risk.** The Fund's investments are subject to liquidity risk, which exists when an investment is or becomes difficult or impossible to purchase or sell at an advantageous time and price. If a transaction is particularly large or if the relevant market is or becomes illiquid, it may not be possible to initiate a transaction or liquidate a position, which may cause the Fund to suffer significant losses

## Fund Summary

### KraneShares Emerging Markets Healthcare Index ETF

and difficulties in meeting redemptions. Liquidity risk may be the result of, among other things, market turmoil, the reduced number and capacity of traditional market participants, or the lack of an active trading market. Markets for securities or financial instruments could be disrupted by a number of events, including, but not limited to, an economic crisis, natural disasters, new legislation or regulatory changes inside or outside the U.S. Liquid investments may become less liquid after being purchased by the Fund, particularly during periods of market stress. In addition, if a number of securities held by the Fund stop trading, it may have a cascading effect and cause the Fund to halt trading. Volatility in market prices will increase the risk of the Fund being subject to a trading halt. Certain countries in which the Fund may invest may be subject to extended settlement delays and/or foreign holidays, during which the Fund will unlikely be able to convert holdings to cash.

**Small- and Mid-Capitalization Company Risk.** Investing in the securities of small and medium capitalization companies involves greater risk and the possibility of greater price volatility than investing in larger capitalization companies. Since small and medium-sized companies may have limited operating histories, product lines and financial resources, the securities of these companies may be less liquid and more volatile. They may also be sensitive to (expected) changes in interest rates and earnings.

**Large Capitalization Company Risk.** Large capitalization companies may be unable to respond quickly to new competitive challenges and attain the high growth rate of successful smaller companies, especially during extended periods of economic expansion. As such, returns on investments in stocks of large capitalization companies could trail the returns on investments in stocks of small and mid capitalization companies.

**Passive Investment Risk.** There is no guarantee that the Underlying Index will create the desired exposure and the Fund is not actively managed. It does not seek to “beat” the Underlying Index or take temporary defensive positions when markets decline. Therefore, the Fund may purchase or hold securities with current or projected underperformance.

**Management Risk.** The Fund may not fully replicate the Underlying Index and may hold less than the total number of securities in the Underlying Index. Therefore, the Fund is subject to the risk that the Adviser’s security selection process may not produce the intended results.

**Tracking Error Risk.** The Fund’s return may not match or achieve a high degree of correlation with the return of the Underlying Index. This may be due to, among other factors, the Fund holding cash under certain circumstances in lieu of Underlying Index securities, such as when the Fund is subject to delays converting U.S. dollars into a foreign currency to purchase foreign securities and unable to invest in certain constituents of the Underlying Index due to regulatory constraints, trading suspensions, and legal restrictions imposed by foreign governments. To the extent that the Fund employs a representative sampling strategy or calculates its NAV based on fair value prices and the value of the Underlying Index is based on securities’ closing prices on local foreign markets, the Fund’s ability to track the Underlying Index may be adversely affected.

**Market Risk.** The values of the Fund’s holdings could decline generally or could underperform other investments. In addition, there is a risk that policy changes by the U.S. Government, Federal Reserve, and/or other government actors could cause volatility in global financial markets and negative sentiment, which could have a negative impact on the Fund and could result in losses. Geopolitical and other risks, including environmental and public health risks may add to instability in world economies and markets generally. Changes in value may be temporary or may last for extended

## Fund Summary

### KraneShares Emerging Markets Healthcare Index ETF

periods. Further, the Fund is susceptible to the risk that certain investments may be difficult or impossible to sell at a favorable time or price. Market developments may also cause the Fund's investments to become less liquid and subject to erratic price movements.

**Valuation Risk.** Independent market quotations for certain investments held by the Fund may not be readily available, and such investments may be fair valued or valued by a pricing service at an evaluated price. These valuations involve subjectivity and different market participants may assign different prices to the same investment. As a result, there is a risk that the Fund may not be able to sell an investment at the price assigned to the investment by the Fund. In addition, the securities in which the Fund invests may trade on days that the Fund does not price its shares; as a result, the value of Fund shares may change on days when investors cannot purchase or sell their Fund holdings.

**Tax Risk.** In order to qualify for the favorable tax treatment available to regulated investment companies, the Fund must satisfy certain income, asset diversification and distribution requirements each year. The Fund's investments in issuers whose control persons are not certain creates a risk that tax authorities may retrospectively deem the Fund to have failed the asset diversification requirements. If the Fund were to fail the favorable tax treatment requirements, it would be taxed in the same manner as an ordinary corporation, which would adversely affect its performance.

**Depository Receipts Risk.** The Fund may hold the securities of foreign companies in the form of depository receipts, including American Depositary Receipts and Global Depositary Receipts. Investing in depository receipts entails the risks associated with foreign investments, such as fluctuations in foreign currency exchange rates and political and economic risks distinct from those associated with investing in the securities of U.S. issuers. In addition, the value of the securities underlying the depository receipts may change materially when the U.S. markets are not open for trading, which will affect the value of the depository receipts.

**Derivatives Risk.** The use of derivatives (including swaps, futures, forwards, structured notes and options) may involve leverage, which includes risks that are different from, and greater than, the risks associated with investing directly in a reference asset, because a small investment in a derivative can result in a large impact on the Fund and may cause the Fund to be more volatile. Derivatives may at times be highly illiquid, and the Fund may not be able to close out or sell a derivative at a particular time or at an anticipated price. Derivatives can be difficult to value and valuation may be more difficult in times of market turmoil. There may be imperfect correlation between the derivative and that of the reference asset, resulting in unexpected returns that could materially adversely affect the Fund. Certain derivatives (such as swaps and options) are bi-lateral agreements that expose the Fund to counterparty risk, which is the risk of loss in the event that the counterparty to an agreement fails to make required payments or otherwise comply with the terms of derivative. In that case, the Fund may suffer losses potentially equal to, or greater than, the full value of the derivative if the counterparty fails to perform its obligations. That risk is generally thought to be greater with over-the-counter (OTC) derivatives than with derivatives that are exchange traded or centrally cleared. Counterparty risks are compounded by the fact that there are only a limited number of ways available to invest in certain reference assets and, therefore, there may be few counterparties to swaps or options based on those reference assets. Many derivatives are subject to segregation requirements that require the Fund to segregate the market or notional value of the derivatives, which could impede the portfolio management of the Fund.

## Fund Summary

### KraneShares Emerging Markets Healthcare Index ETF

**Investments in Investment Companies Risk.** The Fund may invest in other investment companies, including those that are advised, sponsored or otherwise serviced by Krane and/or its affiliates. The Fund will indirectly be exposed to the risks of investments by such funds and will incur its pro rata share of the underlying fund's expenses. Additionally, investments in ETFs are subject to ETF Risk. Krane is subject to conflicts of interest in allocating Fund assets to investment companies that are advised, sponsored or otherwise serviced by Krane and/or its affiliates. To the extent that the Fund invests in investment companies or other pooled investment vehicles that are not registered pursuant to the 1940 Act, including foreign investment companies, it will not enjoy the protections of the U.S. law.

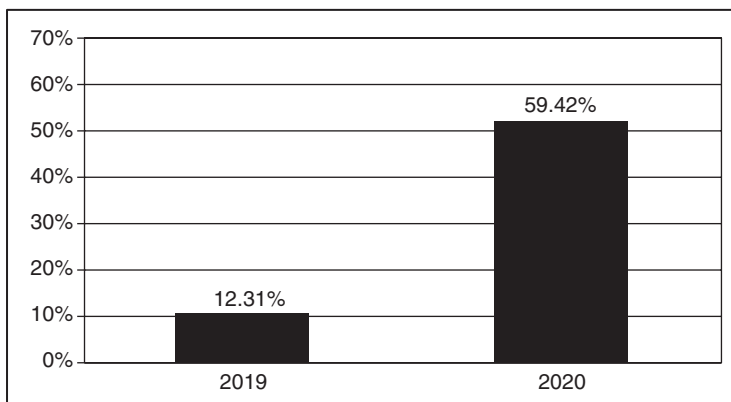
**Securities Lending Risk.** To the extent the Fund lends its securities, it may be subject to the following risks: (1) the securities in which the collateral is invested may not perform sufficiently to cover the applicable rebate rates paid to borrowers and related administrative costs; (2) delays may occur in the recovery of securities from borrowers, which could interfere with the Fund's ability to vote proxies or to settle transactions; and (3) although borrowers of the Fund's securities typically provide collateral in the form of cash that is reinvested in securities, there is the risk of possible loss of rights in the collateral should the borrower fail financially.

**Cash and Cash Equivalents Risk.** The Fund may hold cash or cash equivalents. Generally, such positions offer less potential for gain than other investments. This is particularly true when the market for other investments in which the Fund may invest is rapidly rising. If the Fund holds cash uninvested it will be subject to the credit risk of the depositing institution holding the cash.

#### Performance Information

The following bar chart and table illustrate the variability of the Fund's returns and indicate the risks of investing in the Fund by showing how the Fund's average annual total returns compare with those of a broad measure of market performance. All returns include the reinvestment of dividends and distributions. As always, please note that the Fund's past performance (before and after taxes) is not necessarily an indication of how it will perform in the future. Updated performance information is available at no cost by visiting [www.kraneshares.com](http://www.kraneshares.com).

**Total Annual Returns For Calendar Years Ended December 31**



As of June 30, 2021, the Fund's calendar year-to-date total return was 2.06%.

Fund Summary

KraneShares Emerging Markets Healthcare Index ETF

Best and Worst Quarter Returns (for the period reflected in the bar chart above)

	Return	Quarter Ended/Year
Highest Return . . . . .	35.20%	6/30/2020
Lowest Return. . . . .	-7.54%	3/31/2020

Average Annual Total Returns for the periods ended December 31, 2020

KraneShares Emerging Markets Healthcare Index ETF	1 year	Since Inception (8-29-2018)
Return Before Taxes . . . . .	59.42%	17.65%
Return After Taxes on Distributions. . . . .	59.41%	17.40%
Return After Taxes on Distributions and Sale of Fund Shares. . . . .	35.18%	13.67%
S&P 500 Index (Reflects no deduction for fees, expenses or taxes) . . . . .	18.40%	13.61%
Solactive Emerging Markets Healthcare Index (Reflects no deduction for fees, expenses or taxes). . . . .	61.78%	18.76%

Average annual total returns are shown on a before- and after-tax basis for the Fund. After-tax returns for the Fund are calculated using the historical highest individual federal marginal income tax rates and do not reflect the impact of state and local taxes. Actual after-tax returns depend on an investor's tax situation and may differ from those shown. After-tax returns shown are not relevant to investors who hold shares through tax-deferred arrangements, such as 401(k) plans or individual retirement plans.



## Fund Summary

### KraneShares Emerging Markets Healthcare Index ETF

#### Management

##### Investment Adviser

Krane Funds Advisors, LLC serves as the investment adviser to the Fund.

##### Portfolio Managers

James Maund, Head of Capital Markets at the Adviser, has served as the lead portfolio manager of the Fund since January 2020. Jonathan Shelon, Chief Operating Officer of the Adviser, also serves as a portfolio manager of the Fund. Mr. Shelon supports Mr. Maund and Krane's investment team for the Fund and has been a portfolio manager of the Fund since 2018.

##### Purchase and Sale of Fund Shares

Shares may be purchased and redeemed from the Fund only in "Creation Units" of 50,000 shares, or multiples thereof. As a practical matter, only institutions and large investors, such as market makers or other large broker-dealers, purchase or redeem Creation Units. Most investors will buy and sell shares of the Fund on the Exchange. Individual shares can be bought and sold throughout the trading day like other publicly traded securities through a broker-dealer on the Exchange. These transactions do not involve the Fund. The price of an individual Fund share is based on market prices, which may be different from its NAV. As a result, the Fund's shares may trade at a price greater than the NAV (at a premium) or less than the NAV (at a discount). An investor may incur costs attributable to the difference between the highest price a buyer is willing to pay to purchase shares of the Fund (bid) and the lowest price a seller is willing to accept for shares of the Fund (ask) when buying or selling shares in the secondary market (the "bid-ask spread"). Most investors will incur customary brokerage commissions and charges when buying or selling shares of the Fund through a broker-dealer.

Recent information regarding the Fund, including its NAV, market price, premiums and discounts, and bid ask spreads, are available on the Fund's website at [www.kraneshares.com](http://www.kraneshares.com).

##### Tax Information

Fund distributions are generally taxable as ordinary income, qualified dividend income or capital gains (or a combination), unless your investment is in an IRA or other tax-advantaged retirement account, which may be taxable upon withdrawal.

##### Payments to Broker-Dealers and Other Financial Intermediaries

If you purchase Fund shares through a broker-dealer or other financial intermediary (such as a bank), the Fund and its related companies may pay the intermediary for the sale of Fund shares and related services. These payments may create a conflict of interest by influencing the broker-dealer or other intermediary and your sales person to recommend the Fund over another investment. Ask your sales person or visit your financial intermediary's website for more information.

Fund Summary

KraneShares Global Carbon ETF

Investment Objective

The KraneShares Global Carbon ETF (the “Fund”) seeks to provide a total return that, before fees and expenses, exceeds that of the IHS Markit Global Carbon Index (the “Index”) over a complete market cycle.

Fees and Expenses of the Fund

The following table describes the fees and expenses you may pay if you buy and hold shares of the Fund. You may pay other fees, such as brokerage commissions and other fees to financial intermediaries, which are not reflected in the tables and examples below.

Shareholder Fees (fees paid directly from your investment)	None
Annual Fund Operating Expenses	
(expenses that you pay each year as a percentage of the value of your investment)	
Management Fees	0.78%
Distribution and/or Service (12b-1) Fees*	0.00%
Other Expenses	0.00%
Total Annual Fund Operating Expenses	0.78%

\* Pursuant to a Distribution Plan, the Fund may bear a Rule 12b-1 fee not to exceed 0.25% per year of the Fund's average daily net assets. However, no such fee is currently paid by the Fund, and the Board of Trustees has not currently approved the commencement of any payments under the Distribution Plan.

Example

This Example is intended to help you compare the cost of investing in the Fund with the cost of investing in other funds. The Example assumes that you invest \$10,000 in the Fund for the time periods indicated. The Example also assumes that your investment has a 5% return each year and that the Fund's operating expenses remain the same. Although your actual costs may be higher or lower, based on these assumptions, whether you do or do not sell your shares, your costs would be:

1 Year	3 Years	5 Years	10 Years
\$80	\$249	\$433	\$966

Portfolio Turnover

The Fund pays transaction costs, such as commissions, when it buys and sells securities (or “turns over” its portfolio). A higher portfolio turnover rate may indicate higher transaction costs and may result in higher taxes when Fund shares are held in a taxable account. These costs, which are not reflected in the Annual Fund Operating Expenses or in the Example, affect the Fund's performance. For the period from July 29, 2020 to March 31, 2021, the Fund's portfolio turnover rate was 0% of the average of its portfolio.

## Fund Summary

### KraneShares Global Carbon ETF

#### Principal Investment Strategies

The Fund attempts to maintain exposure to carbon credit futures that are substantially the same as those included in the Index and to exceed the performance of the Index through direct or indirect investments in debt instruments.

The Index is designed to measure the performance of a portfolio of liquid carbon credit futures that require “physical delivery” of emission allowances issued under cap and trade regimes. The Index includes only carbon credit futures that mature in December of the next one to two years and that have a minimum average monthly trading volume over the previous six months of at least \$10 million. The Index weights eligible carbon credit futures based on their average monthly trading volume during the relevant six-month period, subject to a 5% minimum weight per regime and a 65% maximum weight to any one of the following geographic regions: (1) Europe, the Middle East and Africa, (2) the Americas, and (3) the Asia-Pacific. In addition, no single carbon credit futures contract expiring in a particular year will receive an allocation of less than 5% or more than 60% at the semi-annual rebalancing or annual reconstitution of the Index.

As of June 29, 2021, the Index included carbon credit futures linked to the value of emissions allowances issued under the following cap and trade regimes: the European Union Emissions Trading System; the California Carbon Allowance; and the Regional Greenhouse Gas Initiative cap and trade regimes. As the global carbon credit market grows, additional carbon credit futures, including those linked to the value of the United Kingdom Allowance, are expected to enter the Index, and the Fund’s portfolio when they have a minimum average monthly trading volume of at least \$10 million over the relevant six-month period.

The Fund will utilize a subsidiary (the “Subsidiary”) for purposes of investing in carbon credit futures. The Subsidiary is a corporation operating under Cayman Islands law that is wholly-owned and controlled by the Fund. The Subsidiary is advised by the Adviser. The Fund may invest up to 25% of its assets in the Subsidiary. The Subsidiary has the same investment objective as the Fund and will follow the same investment policies and restrictions as the Fund. Except as noted, for purposes of this Prospectus, references to the Fund’s investment strategies and risks include those of its Subsidiary, and references to the Fund include the Subsidiary.

Although the Fund will generally seek to obtain exposure to the same carbon credit futures that are in the Index, the Fund and the Subsidiary will be actively managed and may not replicate the Index.

#### *What is a “cap and trade” regime?*

In a “cap and trade” regime, a limit (“cap”) is typically set by a regulator, such as a government entity or supranational organization, on the total amount of specific greenhouse gases, such as CO<sub>2</sub>, that can be emitted by regulated entities, such as manufacturers or energy producers. The regulator then issues or sells “emission allowances” to regulated entities which may then buy or sell (“trade”) the emission allowances on the open market. To the extent that the regulator may then reduce the cap on emission allowances, regulated entities are thereby incentivized to reduce their emissions; otherwise they must purchase emission allowances on the open market, where the price of such allowances will likely be increasing as a result of demand, and regulated entities that reduce their emissions will be able to sell unneeded emission allowances for profit. Commodity futures contracts linked to the value of emission allowances are known as “carbon credit futures”.

## Fund Summary

### KraneShares Global Carbon ETF

For example, the Fund may invest in carbon credit futures whose values are linked to the same cap and trade regimes as those included in the Index, but have different maturity dates (i.e., not one of the next two Decembers), or the Fund may weight the carbon credit futures in the Index differently than the Index.

The Fund may also invest in other instruments that are consistent with its investment objective. For example, the Fund may invest in emission allowances issued under a cap and trade regime, futures contracts that are not carbon credit futures, options on futures contracts, swap contracts, and other investment companies and notes, which may or may not be exchange-traded. The debt instruments in which the Fund intends to invest indirectly, through short-term bond funds and exchange-traded funds ("ETFs"), include government securities and corporate or other non-government fixed-income securities with maturities of up to 12 months. The Fund may also invest in cash and cash equivalents, including money market funds and repurchase agreements.

The Commodities Futures Trading Commission (the "CFTC") has adopted certain requirements that subject registered investment companies and their advisers to regulation by the CFTC if a registered investment company invests more than a prescribed level of its net assets in CFTC-regulated futures, options and swaps, or if a registered investment company markets itself as providing investment exposure to such instruments. Due to the Fund's potential use of CFTC-regulated futures and swaps above CFTC Rule 4.5 limits, it will be considered a "commodity pool" under the Commodity Exchange Act upon commencement of operations.

The Fund is non-diversified. To the extent the Index is concentrated in a particular industry, the Fund is expected to be concentrated in that industry (using the notional value of any futures in which it invests).

### Principal Risks

As with all exchange traded funds ("ETFs"), a shareholder of the Fund is subject to the risk that his or her investment could lose money. The Fund may not achieve its investment objective and an investment in the Fund is not by itself a complete or balanced investment program. An investment in the Fund is not a deposit with a bank and is not insured or guaranteed by the Federal Deposit Insurance Corporation or any other government agency. An investment in the Fund involves the risk of total loss. In addition to these risks, the Fund is subject to a number of additional principal risks that may affect the value of its shares, including:

**Cap and Trade Risk.** There is no assurance that cap and trade regimes will continue to exist. Cap and trade may not prove to be an effective method of reduction in GHG emissions. As a result or due to other factors, cap and trade regimes may be terminated or may not be renewed upon their expiration. New technologies may arise that may diminish or eliminate the need for cap and trade markets. Ultimately, the cost of emissions credits is determined by the cost of actually reducing emissions levels. If the price of credits becomes too high, it will be more economical for companies to develop or invest in green technologies, thereby suppressing the demand for credits and adversely affecting the price of the Fund.

Cap and trade regimes set emission limits (i.e., the right to emit a certain quantity of GHG emissions), which can be allocated or auctioned to the parties regulated under the regime up to the total emissions cap. This allocation may be larger or smaller than is needed for a stable price of credits and can lead to large price volatility, which could affect the value of the Fund. Depending upon the industries covered under each cap and trade mechanism represented in the Index, unpredictable

## Fund Summary

### KraneShares Global Carbon ETF

demand for their products and services can affect the value of GHG emissions credits. For example, very mild winters or very cool summers can decrease demand for electric utilities and therefore require fewer carbon credits to offset reduced production and GHG emissions.

**Regulatory Risk.** The Fund is subject to the risk that a change in U.S. law and related regulations will impact the way the Fund operates, increase the particular costs of the Fund's operations and/or change the competitive landscape. Additional legislative or regulatory changes could occur that may materially and adversely affect the Fund.

Regulatory risk related to changes in regulation and enforcement of cap and trade regimes could also adversely affect market behavior. If fines or other penalties for non-compliance are not enforced, incentives to purchase GHG credits will deteriorate, which could result in a decline in the price of emissions credits and a drop in the value of the Fund. In addition, as cap and trade markets develop, new regulation with respect to these markets may arise, which could have a negative effect on the value and liquidity of the cap and trade markets and the Fund.

**Subsidiary Investment Risk.** By investing in the Subsidiary, the Fund is indirectly exposed to the risks associated with the Subsidiary's investments. Since the Subsidiary is organized under the law of the Cayman Islands and is not registered with the SEC under the Investment Company Act of 1940, as amended (the "1940 Act"), the Fund will not receive all of the protections offered to shareholders of registered investment companies. Changes in the laws of the United States and/or the Cayman Islands could result in the inability of the Fund and/or the Subsidiary to operate as intended, which may negatively affect the Fund and its shareholders.

**Derivatives Risk.** The use of derivatives (including swaps, futures, forwards, structured notes and options) may involve leverage, which includes risks that are different from, and greater than, the risks associated with investing directly in a reference asset, because a small investment in a derivative can result in a large impact on the Fund and may cause the Fund to be more volatile. Derivatives may at times be highly illiquid, and the Fund may not be able to close out or sell a derivative at a particular time or at an anticipated price. Derivatives can be difficult to value and valuation may be more difficult in times of market turmoil. There may be imperfect correlation between the derivative and that of the reference asset, resulting in unexpected returns that could materially adversely affect the Fund. Certain derivatives (such as swaps and options) are bi-lateral agreements that expose the Fund to counterparty risk, which is the risk of loss in the event that the counterparty to an agreement fails to make required payments or otherwise comply with the terms of derivative. In that case, the Fund may suffer losses potentially equal to, or greater than, the full value of the derivative if the counterparty fails to perform its obligations. That risk is generally thought to be greater with over-the-counter (OTC) derivatives than with derivatives that are exchange traded or centrally cleared. Counterparty risks are compounded by the fact that there are only a limited number of ways available to invest in certain reference assets and, therefore, there may be few counterparties to swaps or options based on those reference assets. Many derivatives are subject to segregation requirements that require the Fund to segregate the market or notional value of the derivatives, which could impede the portfolio management of the Fund.

**Futures Strategy Risk.** The use of futures contracts is subject to special risk considerations. The primary risks associated with the use of futures contracts include: (a) an imperfect correlation between the change in market value of the reference asset and the price of the futures contract; (b) possible lack of a liquid secondary market for a futures contract and the resulting inability to close a futures contract when desired; (c) losses caused by unanticipated market movements, which

## Fund Summary

### KraneShares Global Carbon ETF

are potentially unlimited; (d) the inability to predict correctly the direction of market prices, interest rates, currency exchange rates and other economic factors; and (e) if the Fund has insufficient cash, it may have to sell securities or financial instruments from its portfolio to meet daily variation margin requirements, which may lead to the Fund selling securities or financial instruments at a loss.

As a futures contract the Fund owns approaches its settlement date, the Fund may sell that futures contract and reinvest the proceeds in a similar contract with a more distant settlement date. This process is referred to as “rolling” a futures contract. The successful use of such a strategy depends upon the Adviser’s skill and experience. Although the Fund will attempt to roll from an expiring futures contract to another contract that the Adviser believes will generate the greatest yield for the Fund, the Fund nevertheless may incur a cost to “roll” the contract. In a commodity futures market where current month expiring contracts trade at a lower price than next month’s contract, a situation referred to as “contango,” then, absent the impact of the overall movement in commodity prices, the Fund may experience an adverse impact because it would be selling less expensive contracts and buying more expensive contracts. In the event of a prolonged period of contango, and absent the impact of rising or falling commodity prices, there could be a significant negative impact on the Fund when it “rolls” its futures contract positions.

**Commodity-Linked Derivatives Risk.** The value of a commodity-linked derivative investment typically is based upon the price movements of a physical commodity and may be affected by changes in overall market movements, volatility of the Index, changes in interest rates, or factors affecting a particular industry or commodity, such as drought, floods, weather, embargoes, tariffs and international economic, political and regulatory developments. Investments in commodity-linked derivatives may be subject to greater volatility than non-derivative based investments. Commodity-linked derivatives also may be subject to credit and interest rate risks that in general affect the values of debt securities.

**Commodity Pool Registration Risk.** Under amended regulations promulgated by the CFTC, the Fund and the Subsidiary will be considered commodity pools upon commencement of operations, and therefore each will be subject to regulation under the Commodity Exchange Act and CFTC rules. Krane will register as a commodity pool operator and will manage the Fund and the Subsidiary in accordance with CFTC rules, as well as the rules that apply to registered investment companies. Commodity pools are subject to additional laws, regulations and enforcement policies, all of which may potentially increase compliance costs and may affect the operations and financial performance of the Fund and the Subsidiary. Additionally, positions in futures and other contracts may have to be liquidated at disadvantageous times or prices to prevent the Fund from exceeding any applicable position limits established by the CFTC. Such actions may subject the Fund to substantial losses.

**Geographic Focus Risk.** The Fund’s investments will be focused in a particular country, countries, or region and therefore the Fund may be susceptible to adverse market, political, regulatory, and geographic events affecting that country, countries or region. Such geographic focus also may subject the Fund to a higher degree of volatility than a more geographically diversified fund.

**European Union Risk.** Recently, new concerns have emerged in regard to the economic and political stability of the European Union. These concerns have led to downward pressure on the earnings of certain European issuers and on European financial markets. Secessionist movements in various member countries to leave the European Union may have an adverse effect on the economies of those member countries and on the European Union as a whole. The economies of the European Union are dependent to a significant extent on those of certain key trading partners, including China, the United States, and other European countries. A reduction in spending on products and services

## Fund Summary

### KraneShares Global Carbon ETF

exported from the European Union, or volatility in the financial markets of member countries, may have an adverse impact on the broader European Union economy and could adversely affect the Fund.

**Fixed Income Securities Risk.** Fixed income securities are subject to credit risk and interest rate risk. Credit risk refers to the possibility that the issuer of a security will not make timely interest payments or repay the principal of the debt issued (i.e., default on its obligations). A downgrade or default on securities held by the Fund could adversely affect the Fund's performance. Generally, the longer the maturity and the lower the credit quality of a security, the more sensitive it is to credit risk. Interest rate risk refers to fluctuations in the value of a debt resulting from changes in the level of interest rates. When interest rates go up, the prices of most debt instruments generally go down; and when interest rates go down, the prices of most debt instruments generally go up. Debt instruments with longer durations tend to be more sensitive to interest rate changes, typically making them more volatile. Interest rates have recently increased and may continue increasing, thereby heightening the risks associated with rising interest rates.

**Foreign Investments Risk.** Investments in non-U.S. instruments may involve risk of loss due to foreign currency fluctuations and political or economic instability. Foreign markets also may have clearance and settlement procedures that make it difficult for the Fund to buy and sell securities. These factors could result in a loss to the Fund by causing the Fund to be unable to dispose of an investment or to miss an attractive investment opportunity, or by causing the Fund's assets to be uninvested for some period of time.

**Concentration Risk.** The Fund's assets are expected to be concentrated in an industry or group of industries to the extent that the Index concentrates in a particular industry or group of industries. The securities of companies in an industry or group of industries could react similarly to market developments. Thus, the Fund is subject to loss due to adverse occurrences that may affect that industry or group of industries or sector. As of the date of this prospectus, the Index was concentrated in carbon credit futures. The prices and performance of carbon credit futures may be particularly affected by developments in the following sector:

**Energy Sector Risk.** Investments in, and/or exposure to, the energy sector, which includes energy commodities such as oil, gasoline, and carbon credits, may be highly volatile and can change quickly and unpredictably due to a number of factors, including the legislative or regulatory changes, adverse market conditions, increased competition affecting the energy sector, financial, accounting and tax matters and other events that the Fund cannot control. In addition, the value of energy commodities may fluctuate widely due to changes in supply and demand.

The energy sector is typically cyclical and highly dependent upon commodities and energy prices. Issuers in this sector are usually subject to substantial government regulation and contractual fixed pricing, which may increase the cost of business and limit these issuers' earnings, and a significant portion of their revenues depends on a relatively small number of customers, including governmental entities and utilities.

**Currency Risk.** The Fund's assets will be invested in instruments denominated in foreign currencies and the income received by the Fund may be in foreign currencies. The Fund will compute and expects to distribute its income in U.S. dollars, and the computation of income will be made on the date that the income is earned by the Fund at the foreign exchange rate in effect on that date. The Fund will conduct its foreign currency exchange transactions either on a spot (i.e., cash) basis at the

## Fund Summary

### KraneShares Global Carbon ETF

spot rate prevailing in the foreign currency exchange market at the time the Fund wishes to enter into the transaction, or through forward, futures or options contracts to purchase or sell foreign currencies.

The Fund's NAV is determined on the basis of the U.S. dollar. The Fund may therefore lose value if the local currency of a foreign investment depreciates against the U.S. dollar, even if the local currency value of the Fund's holdings goes up. Currency exchange rates can be very volatile and can change quickly and unpredictably, which may adversely affect the Fund. The Fund may also be subject to delays in converting or transferring U.S. dollars to foreign currencies and vice versa. This may adversely affect the Fund's performance.

**Non-Diversified Fund Risk.** The Fund is non-diversified and may concentrate its investments to a greater extent than a diversified fund. Changes in the market value of a single portfolio holding could cause greater fluctuations in the Fund's share price than would occur in a diversified fund. This may increase the Fund's volatility and cause the performance of a single portfolio holding or a relatively small number of portfolio holdings to have a greater impact on the Fund's performance.

**ETF Risk.** As an ETF, the Fund is subject to the following risks:

**Authorized Participants Concentration Risk.** The Fund has a limited number of financial institutions that may act as Authorized Participants. To the extent they exit the business or are otherwise unable to proceed in creation and redemption transactions with the Fund and no other Authorized Participant is able to step forward to create or redeem, shares of the Fund may be more likely to trade at a premium or discount to NAV and possibly face trading halts or delisting. Authorized Participant concentration risk may be heightened for exchange-traded funds ("ETFs"), such as the Fund, that invest in securities issued by non-U.S. issuers or other securities or instruments that have lower trading volumes.

**Cash Transactions Risk.** Like other ETFs, the Fund sells and redeems its shares only in large blocks called Creation Units and only to "Authorized Participants." Unlike many other ETFs, however, the Fund expects to effect its creations and redemptions at least partially or fully for cash, rather than in-kind securities. Thus, an investment in the Fund may be less tax-efficient than an investment in other ETFs as the Fund may recognize a capital gain that it could have avoided by making redemptions in-kind. As a result, the Fund may pay out higher capital gains distributions than ETFs that redeem in-kind. Further, paying redemption proceeds in cash rather than through in-kind delivery of portfolio securities may require the Fund to dispose of or sell portfolio investments to obtain the cash needed to distribute redemption proceeds at an inopportune time.

**International Closed Market Trading Risk.** To the extent the Fund's investments trade in markets that are closed when the Fund and Exchange are open, there are likely to be deviations between current pricing of an underlying security and the prices at which the underlying securities are valued for purposes of the Fund's NAV. As a result, Shares may appear to trade at a significant discount or premium to NAV greater than those incurred by other ETFs. In addition, shareholders may not be able to purchase or redeem their shares of the Fund, or purchase or sell shares of the Fund on the Exchange, on days when the NAV of the Fund could be significantly affected by events in the relevant non-U.S. markets.

**Premium/Discount Risk.** There may be times when the market price of the Fund's shares is more than the NAV intra-day (at a premium) or less than the NAV intra-day (at a discount). As a result, shareholders of the Fund may pay more than NAV when purchasing shares and receive less than NAV when selling Fund shares. This risk is heightened in times of market volatility or periods of



## Fund Summary

### KraneShares Global Carbon ETF

steep market declines. In such market conditions, market or stop loss orders to sell Fund shares may be executed at prices well below NAV.

**Secondary Market Trading Risk.** Investors buying or selling shares in the secondary market will normally pay brokerage commissions, which are often a fixed amount and may be a significant proportional cost for investors buying or selling relatively small amounts of shares. Secondary market trading is subject to bid-ask spreads and trading in Fund shares may be halted by the Exchange because of market conditions or other reasons. If a trading halt occurs, a shareholder may temporarily be unable to purchase or sell shares of the Fund. In addition, although the Fund's shares are listed on the Exchange, there can be no assurance that an active trading market for shares will develop or be maintained or that the Fund's shares will continue to be listed.

**Liquidity Risk.** The Fund's investments are subject to liquidity risk, which exists when an investment is or becomes difficult or impossible to purchase or sell at an advantageous time and price. If a transaction is particularly large or if the relevant market is or becomes illiquid, it may not be possible to initiate a transaction or liquidate a position, which may cause the Fund to suffer significant losses and difficulties in meeting redemptions. Liquidity risk may be the result of, among other things, market turmoil, the reduced number and capacity of traditional market participants, or the lack of an active trading market. Markets for securities or financial instruments could be disrupted by a number of events, including, but not limited to, an economic crisis, natural disasters, new legislation or regulatory changes inside or outside the U.S. Liquid investments may become less liquid after being purchased by the Fund, particularly during periods of market stress. In addition, if a number of securities held by the Fund stop trading, it may have a cascading effect and cause the Fund to halt trading. Volatility in market prices will increase the risk of the Fund being subject to a trading halt. Certain countries in which the Fund may invest may be subject to extended settlement delays and/or foreign holidays, during which the Fund will unlikely be able to convert holdings to cash.

**Management Risk.** The Fund is actively-managed and may not meet its investment objective based on the Adviser's success or failure to implement investment strategies for the Fund. The Adviser's evaluations and assumptions regarding investments, interest rates, inflation, and other factors may not successfully achieve the Fund's investment objective given actual market conditions.

**Market Risk.** The values of the Fund's holdings could decline generally or could underperform other investments. In addition, there is a risk that policy changes by the U.S. Government, Federal Reserve, and/or other government actors could cause volatility in global financial markets, negative sentiment and higher levels of Fund redemptions, which could have a negative impact on the Fund and could result in losses. Geopolitical and other risks, including environmental and public health risks may add to instability in world economies and markets generally. Changes in value may be temporary or may last for extended periods. Further, the Fund is susceptible to the risk that certain investments may be difficult or impossible to sell at a favorable time or price. Market developments may also cause the Fund's investments to become less liquid and subject to erratic price movements. Such market developments may also cause the Fund to encounter difficulties in timely honoring redemptions.

**High Portfolio Turnover Risk.** The Fund may incur high turnover rates, which may increase the Fund's brokerage commission costs and negatively impact the Fund's performance. Such portfolio turnover also may generate net short-term capital gains.

**Valuation Risk.** Independent market quotations for certain investments held by the Fund may not be readily available, and such investments may be fair valued or valued by a pricing service at an evaluated price. These valuations involve subjectivity and different market participants may assign

## Fund Summary

### KraneShares Global Carbon ETF

different prices to the same investment. As a result, there is a risk that the Fund may not be able to sell an investment at the price assigned to the investment by the Fund. In addition, the securities in which the Fund invests may trade on days that the Fund does not price its shares; as a result, the value of Fund shares may change on days when investors cannot purchase or sell their Fund holdings.

**Tax Risk.** In order to qualify for the favorable tax treatment generally available to regulated investment companies, the Fund must satisfy certain income, asset diversification and distribution requirements each year. If the Fund were to fail to qualify as a regulated investment company, it would be taxed in the same manner as an ordinary corporation, and distributions to its shareholders would not be deductible by the Fund in computing its taxable income, which would adversely affect the Fund's performance.

The Fund intends to treat its income from the Subsidiary as qualifying income. The tax treatment of the Fund's investment in the Subsidiary may be adversely affected by future legislation, court decisions, Treasury Regulations and/or guidance issued by the IRS that could affect whether income derived from such investments is "qualifying income" under Subchapter M of the Internal Revenue Code, or otherwise affect the character, timing and/or amount of the Fund's taxable income or any gains or distributions made by the Fund.

**U.S. Government Obligations Risk.** Obligations of U.S. Government agencies and authorities receive varying levels of support and may not be backed by the full faith and credit of the U.S. Government, which could affect the Fund's ability to recover should they default. No assurance can be given that the U.S. Government will provide financial support to its agencies and authorities if it is not obligated by law to do so. Additionally, market prices and yields of securities supported by the full faith and credit of the U.S. government may decline or be negative for short or long periods of time.

**Investments in Investment Companies Risk.** The Fund may invest in other investment companies, including those advised, sponsored or otherwise serviced by Krane. The Fund will indirectly be exposed to the risks of investments by such funds and will incur its pro rata share of the underlying fund's expenses. Krane is subject to conflicts of interest in allocating Fund assets to investment companies that are advised, sponsored or otherwise serviced by Krane and/or its affiliates. To the extent that the Fund invests in investment companies or other pooled investment vehicles that are not registered pursuant to the 1940 Act, including foreign investment companies, it will not enjoy the protections of the U.S. law.

**Cash and Cash Equivalents Risk.** The Fund may hold cash or cash equivalents. Generally, such positions offer less potential for gain than other investments. Holding cash or cash equivalents, even strategically, may lead to missed investment opportunities. This is particularly true when the market for other investments in which the Fund may invest is rapidly rising. If the Fund holds cash uninvested it will be subject to the credit risk of the depositing institution holding the cash.

### Performance Information

Once the Fund has completed a full calendar year of operations, a bar chart and table will be included in this Prospectus that will provide some indication of the risks of investing in the Fund by showing the variability of the Fund's return based on net assets and comparing the variability of the Fund's return to a broad measure of market performance. Once available, the Fund's current performance information will be available at [www.kraneshares.com](http://www.kraneshares.com). Past performance does not necessarily indicate how the Fund will perform in the future.

## Fund Summary

### KraneShares Global Carbon ETF

#### Management

##### Investment Adviser and Sub-Adviser

Krane Funds Advisors, LLC (“Krane” or “Adviser”) serves as the investment adviser to the Fund. Climate Finance Partners LLC (“Sub-Adviser”) is expected to serve as the non-discretionary investment sub-adviser to the Fund.

##### Portfolio Managers

James Maund, Head of Capital Markets at the Adviser, has served as the lead portfolio manager of the Fund since the Fund’s inception, which currently is expected to be in April 2020. Jonathan Shelon, Chief Operating Officer of the Adviser, supports Mr. Maund and Krane’s investment team for the Fund and has been a portfolio manager of the Fund since the Fund’s inception, which currently is expected to be in April 2020.

##### Purchase and Sale of Fund Shares

Shares may be purchased and redeemed from the Fund only in “Creation Units” of 50,000 shares, or multiples thereof. As a practical matter, only institutions and large investors, such as market makers or other large broker-dealers, purchase or redeem Creation Units. Most investors will buy and sell shares of the Fund on the Exchange. Individual shares can be bought and sold throughout the trading day like other publicly traded securities through a broker-dealer on the Exchange. These transactions do not involve the Fund. The price of an individual Fund share is based on market prices, which may be different from its NAV. As a result, the Fund’s shares may trade at a price greater than the NAV (at a premium) or less than the NAV (at a discount). An investor may incur costs attributable to the difference between the highest price a buyer is willing to pay to purchase shares of the Fund (bid) and the lowest price a seller is willing to accept for shares of the Fund (ask) when buying or selling shares in the secondary market (the “bid-ask spread”). Most investors will incur customary brokerage commissions and charges when buying or selling shares of the Fund through a broker-dealer.

Recent information regarding the Fund, including its NAV, market price, premiums and discounts, and bid ask spreads, are available on the Fund’s website at [www.kraneshares.com](http://www.kraneshares.com).

##### Tax Information

Fund distributions are generally taxable as ordinary income, qualified dividend income or capital gains (or a combination), unless your investment is in an IRA or other tax-advantaged retirement account, which may be taxable upon withdrawal.

##### Payments to Broker-Dealers and Other Financial Intermediaries

If you purchase Fund shares through a broker-dealer or other financial intermediary (such as a bank), the Fund and its related companies may pay the intermediary for the sale of Fund shares and related services. These payments may create a conflict of interest by influencing the broker-dealer or other intermediary and your sales person to recommend the Fund over another investment. Ask your sales person or visit your financial intermediary’s website for more information.

Fund Summary

KraneShares MSCI All China Consumer Discretionary Index ETF

Investment Objective

The KraneShares MSCI All China Consumer Discretionary Index ETF (the “Fund”) seeks to provide investment results that, before fees and expenses, track the price and yield performance of a specific foreign equity securities index. The Fund’s current index is the MSCI China All Shares Consumer Discretionary 10/40 Index (the “Underlying Index”).

Fees and Expenses of the Fund

The following table describes the fees and expenses you may pay if you buy, hold and sell shares of the Fund. You may pay other fees, such as brokerage commissions and other fees to financial intermediaries, which are not reflected in the tables and examples below.

Shareholder Fees (fees paid directly from your investment)	None
Annual Fund Operating Expenses	
(expenses that you pay each year as a percentage of the value of your investment)	
Management Fees	0.78%
Distribution and/or Service (12b-1) Fees*	0.00%
Other Expenses**	0.01%
Total Annual Fund Operating Expenses	0.79%

\* Pursuant to a Distribution Plan, the Fund may bear a Rule 12b-1 fee not to exceed 0.25% per year of the Fund's average daily net assets. However, no such fee is currently paid by the Fund, and the Board of Trustees has not currently approved the commencement of any payments under the Distribution Plan.

\*\* Based on estimated amounts for the current fiscal year.

Example

This Example is intended to help you compare the cost of investing in the Fund with the cost of investing in other funds. The Example assumes that you invest \$10,000 in the Fund for the time periods indicated. The Example also assumes that your investment has a 5% return each year and that the Fund’s operating expenses remain the same. Although your actual costs may be higher or lower, based on these assumptions, whether you do or do not sell your shares, your costs would be:

1 Year	3 Years
\$81	\$252

Portfolio Turnover

The Fund pays transaction costs, such as commissions, when it buys and sells securities (or “turns over” its portfolio). A higher portfolio turnover rate may indicate higher transaction costs and may result in higher taxes when Fund shares are held in a taxable account. These costs, which are not reflected in the Annual Fund Operating Expenses or in the Example, affect the Fund’s performance. Because the Fund had not commenced investment operations as of the date of this prospectus, it does not have portfolio turnover information for the prior fiscal year to report.

Principal Investment Strategies

Under normal circumstances, the Fund will invest at least 80% of its total assets in components of the Underlying Index, depositary receipts, including American depositary receipts (“ADRs”), representing such components and securities underlying depositary receipts in the Underlying Index. The Underlying Index is a free float adjusted market capitalization weighted index, subject to the

## Fund Summary

### KraneShares MSCI All China Consumer Discretionary Index ETF

10/40 Constraint (as defined below), which is designed to measure the equity market performance of Chinese companies in the consumer discretionary sector, as classified by the Global Industry Classification Standard. The securities eligible for inclusion in the Underlying Index include all types of publicly issued shares of Chinese issuers, such as A-Shares, B-Shares, H-Shares, P-Chips and Red Chips, which are described below. The issuers included in the Underlying Index may include mid-cap and large-cap companies.

To determine the investable universe of Chinese equity securities for the Underlying Index, the index provider, MSCI, Inc. ("Index Provider"), applies investability screens to securities within the consumer discretionary sector based on the MSCI Global Investable Market Indexes Methodology, along with MSCI's investability and minimum size criteria for emerging markets. To be included in the Underlying Index, at the time of each rebalance, securities must, among other things: (1) be within the top 85% of the investable universe (based on market capitalization); and (2) meet certain liquidity requirements as measured by the three-month annual traded value ratio, the twelve-month annual traded value ratio and three-month frequency of trading percentage.

Underlying Index constituents are weighted by the security's free-float adjusted market capitalization, as calculated based on MSCI's Foreign Inclusion Factor ("FIF") and subject to Foreign Ownership Limits ("FOLs"), but is modified so that, as of the rebalance date, no issuer constitutes more than 10% of the Underlying Index and so that the cumulative weight of all constituents with a weight of over 5% does not exceed 40% of the Underlying Index ("10/40 Constraint"). The FIF of a security is defined as the proportion of shares outstanding that is available for investment in the public equity markets by foreign investors. For China A-Shares, an FIF of 100% is applied to their free-float adjusted market capitalization for calculating their final weight in the Underlying Index. The FOL of a security is defined as the proportion of share capital of the security that is available for purchase to foreign investors.

The Fund may invest up to 20% of its assets in instruments that are not included in the Underlying Index, but that the Fund's adviser, Krane Funds Advisors, LLC ("Krane" or "Adviser"), believes will help the Fund track the Underlying Index. These investments may include equity securities and depository receipts of issuers whose securities are not constituents of the Underlying Index, derivative instruments (including swaps, futures, forwards, structured notes and options), other investment companies (including exchange traded funds or "ETFs") and cash or cash equivalents (including money market funds). The other investment companies in which the Fund may invest may be advised, sponsored or otherwise serviced by Krane and/or its affiliates.

The following China-related securities may be included in the Underlying Index and/or represent investments of the Fund:

- *China A-Shares*, which are shares of companies incorporated in mainland China that are traded on the Chinese exchanges and denominated in domestic renminbi. China A-Shares are primarily purchased and sold in the domestic Chinese market. To the extent the Fund invests in China A-Shares, it expects to do so through the trading and clearing facilities of a participating exchange located outside of mainland China ("Stock Connect Programs"). A Renminbi Qualified Foreign Institutional Investor ("RQFII") or Qualified Foreign Institutional Investor ("QFII") license may also be acquired to invest directly in China A-Shares.
- *China B-Shares*, which are shares of companies listed on the Shanghai or Shenzhen Stock Exchange but quoted and traded in foreign currencies (such as Hong Kong Dollars or U.S. Dollars), which were primarily created for trading by foreign investors.

## Fund Summary

### KraneShares MSCI All China Consumer Discretionary Index ETF

- *China H-Shares*, which are shares of companies incorporated in mainland China and listed on the Hong Kong Stock Exchange (“H-Shares”), where they are traded in Hong Kong dollars and may be traded by foreign investors.
- *China N-Shares*, which are shares of companies with business operations in mainland China and listed on an American stock exchange, such as NYSE or NASDAQ (“N-Shares”).
- *P-Chips*, which are shares of private sector companies with a majority of their business operations in mainland China and controlling private Chinese shareholders, which are incorporated outside of mainland China and traded on the Hong Kong Stock Exchange in Hong Kong dollars.
- *Red Chips*, which are shares of companies with a majority of their business operations in mainland China and controlled by the central, provincial or municipal governments of the PRC, whose shares are traded on the Hong Kong Stock Exchange in Hong Kong dollars.
- *S-Chips*, which are shares of companies with business operations in mainland China and listed on the Singapore Exchange. S-Chip shares are issued by companies incorporated anywhere, but many are registered in Singapore, the British Virgin Islands, the Cayman Islands, or Bermuda.

Although the Fund reserves the right to replicate (or hold all constituents of) the Underlying Index, the Fund expects to use representative sampling to track the Underlying Index. “Representative sampling” is a strategy that involves investing in a representative sample of securities that collectively have an investment profile similar to the Underlying Index.

As of May 31, 2021, the Underlying Index included 89 securities of companies with a market capitalization range of approximately \$0.9 billion to \$1,197 billion and an average market capitalization of approximately \$13.4 billion. The Underlying Index is rebalanced quarterly and whenever the 10/40 Constraint is breached, which may occur due to market movements.

The Fund is non-diversified. To the extent the Underlying Index is concentrated in a particular industry, the Fund is expected to be concentrated in that industry. The Underlying Index includes securities of issuers engaged in the consumer discretionary sector, but its exposure to the industries within that sector are not fixed and subject to change.

The Fund may engage in securities lending.

### Principal Risks

As with all ETFs, a shareholder of the Fund is subject to the risk that his or her investment could lose money. The Fund may not achieve its investment objective and an investment in the Fund is not by itself a complete or balanced investment program. An investment in the Fund is not a deposit with a bank and is not insured or guaranteed by the Federal Deposit Insurance Corporation or any other government agency. An investment in the Fund involves the risk of total loss. In addition to these risks, the Fund is subject to a number of additional principal risks that may affect the value of its shares, including:

**China Risk.** The Chinese economy is generally considered an emerging market and can be significantly affected by economic and political conditions in China and surrounding Asian countries. China may be subject to considerable degrees of economic, political and social instability. In addition, the Chinese economy is export-driven and highly reliant on trading with key partners. A downturn in the economies of China’s primary trading partners could slow or eliminate the growth of the Chinese economy and adversely impact the Fund’s investments. The Chinese government strictly regulates

## Fund Summary

### KraneShares MSCI All China Consumer Discretionary Index ETF

the payment of foreign currency denominated obligations and sets monetary policy. The Chinese government may introduce new laws and regulations that could have an adverse effect on the Fund. Although China has begun the process of privatizing certain sectors of its economy, privatized entities may lose money and/or be re-nationalized.

In the Chinese securities markets, a small number of issuers may represent a large portion of the entire market. The Chinese securities markets are subject to more frequent trading halts, low trading volume and price volatility. Recent developments in relations between the United States and China have heightened concerns of increased tariffs and restrictions on trade between the two countries. An increase in tariffs or trade restrictions, or even the threat of such developments, could lead to a significant reduction in international trade, which could have a negative impact on China's export industry and a commensurately negative impact on the Fund.

In recent years, Chinese entities have incurred significant levels of debt and Chinese financial institutions currently hold relatively large amounts of non-performing debt. Thus, there exists a possibility that widespread defaults could occur, which could trigger a financial crisis, freeze Chinese debt and finance markets and make Chinese securities illiquid.

In addition, trade relations between the U.S. and China have recently been strained. Worsening trade relations between the two countries could adversely impact the Fund, particularly to the extent that the Chinese government restricts foreign investments in on-shore Chinese companies or the U.S. government restricts investments by U.S. investors in China. Worsening trade relations may also result in market volatility and volatility in the price of Fund shares.

Disclosure and regulatory standards in emerging market countries, such as China, are in many respects less stringent than U.S. standards. There is substantially less publicly available information about Chinese issuers than there is about U.S. issuers.

**A-Shares Risk.** A-Shares are issued by companies incorporated in mainland China and are traded on Chinese exchanges. Investments in A-Shares are made available to domestic Chinese investors and certain foreign investors, including those who have been approved as a QFII or a RQFII and through the Stock Connect Programs, which currently include the Shanghai-Hong Kong Stock Connect, Shenzhen-Hong Kong Stock Connect, Shanghai-London Stock Connect, and the China-Japan Stock Connect. Investments by foreign investors in A-Shares are subject to various restrictions, regulations and limits. The Fund currently intends to gain exposure to A-Shares through the Stock Connect Programs. The Fund may also gain exposure to A-Shares by investing in investments that provide exposure to A-Shares, such as other investment companies, or Krane may acquire a QFII or RQFII license to invest in A-Shares for the Fund. Investments in A-Shares are heavily regulated and the recoupment and repatriation of assets invested in A-Shares is subject to restrictions by the Chinese government. A-Shares may be subject to frequent and widespread trading halts and may become illiquid. This could cause volatility in the Fund's share price and subject the Fund to a greater risk of trading halts.

**Custody Risks.** In accordance with Chinese regulations and the terms of a QFII or RQFII license, as applicable, and insofar as Krane acquires a QFII or RQFII license, A-Shares will be held in the joint names of the Fund and Krane. While Krane may not use such an account for any purpose other than for maintaining the Fund's assets, the Fund's assets may not be as well protected as they would be if it were possible for them to be registered and held solely in the name of the Fund. There is a risk that creditors of Krane may assert that the securities are owned by Krane and that regulatory actions taken against Krane may affect the Fund. The risk is particularly acute in the case of cash

## Fund Summary

### KraneShares MSCI All China Consumer Discretionary Index ETF

deposited with a People's Republic of China ("PRC") sub-custodian ("PRC Custodian") because it may not be segregated, and it may be treated as a debt owing from the PRC Custodian to the Fund as a depositor. Thus, in the event of a PRC Custodian bankruptcy, liquidation, or similar event, the Fund may face difficulties and/or encounter delays in recovering its cash.

**Tax Risk.** Per a circular (Caishui [2014] 79), the Fund is temporarily exempt from the Chinese tax on capital gains on trading in A-Shares as a QFII or RQFII or the Shanghai Stock Exchange through the Shanghai-Hong Kong Stock Connect as of November 17, 2014, and the Shenzhen Stock Exchange through the Shenzhen-Hong Kong Stock Connect as of December 5, 2016. There is no indication as to how long the temporary exemption will remain in effect. Accordingly, the Fund may be subject to such taxes in the future. In addition, there is uncertainty as to the application and implementation of China's value added tax to the Fund's activities. The Fund reserves the right to establish a reserve for taxes which present uncertainty as to whether they will be assessed, although it currently does not do so. If the Fund establishes such a reserve but is not ultimately subject to these taxes, shareholders who redeemed or sold their shares while the reserve was in place will effectively bear the tax and may not benefit from the later release, if any, of the reserve. Conversely, if the Fund does not establish such a reserve but ultimately is subject to the tax, shareholders who redeemed or sold their shares prior to the tax being withheld, reserved or paid will have effectively avoided the tax. Investors should note that such provision, if any, may be excessive or inadequate to meet actual tax liabilities (which could include interest and penalties) on the Fund's investments. Any taxes imposed in connection with the Fund's activities will be borne by the Fund. As a result, investors may be advantaged or disadvantaged depending on the final rules of the relevant tax authorities.

**Capital Controls Risk.** Economic conditions, such as volatile currency exchange rates and interest rates, political events and other conditions may, without prior warning, lead to intervention by government actors and the imposition of "capital controls." Capital controls include the prohibition of, or restrictions on, the ability to transfer currency, securities or other assets. Levies may be placed on profits repatriated by foreign entities (such as the Fund). Although the RMB is not presently freely convertible, rather it is subject to the approval of the State Administration of Foreign Exchange ("SAFE") and other relevant authorities, repatriations by RQFIIs or through the Stock Connect Programs are currently permitted daily and Chinese authorities have indicated their plans to move to a fully freely convertible RMB. There is no assurance, however, that repatriation restrictions will not be (re-)imposed in the future.

**Hong Kong Risk.** The economy of Hong Kong has few natural resources and any fluctuation or shortage in the commodity markets could have a significant adverse effect on the Hong Kong economy. Hong Kong is also heavily dependent on international trade and finance. Additionally, the continuation and success of the current political, economic, legal and social policies of Hong Kong is dependent on and subject to the control of the Chinese government. China may change its policies regarding Hong Kong at any time. Any such change may adversely affect market conditions and the performance of Chinese and Hong Kong issuers and, thus, the value of securities in the Fund's portfolio.

**Stock Connect Program Risk.** The Stock Connect Programs are subject to daily and aggregate quota limitations, and an investor cannot purchase and sell the same security on the same trading day, which may restrict the Fund's ability to invest in A-Shares through the Programs and to enter into or exit trades on a timely basis. The Shanghai and Shenzhen markets may be open at a time when the participating exchanges located outside of mainland China are not active, with the result that prices of A-Shares may fluctuate at times when the Fund is unable to add to or exit its positions.



## Fund Summary

### KraneShares MSCI All China Consumer Discretionary Index ETF

Only certain China A-Shares are eligible to be accessed through the Stock Connect Programs. Such securities may lose their eligibility at any time, in which case they could be sold but could no longer be purchased through the Stock Connect Programs. Because the Stock Connect Programs are still evolving, the actual effect on the market for trading A-Shares with the introduction of large numbers of foreign investors is still relatively unknown. Further, regulations or restrictions, such as limitations on redemptions or suspension of trading, may adversely impact the program. There is no guarantee that the participating exchanges will continue to support the Stock Connect Programs in the future.

Investments in China A-Shares may not be covered by the securities investor protection programs of either exchange and, without the protection of such programs, will be subject to the risk of default by the broker. Because of the way in which China A-Shares are held in the Stock Connect Programs, the Fund may not be able to exercise the rights of a shareholder and may be limited in its ability to pursue claims against the issuer of a security, and may suffer losses in the event the depository of the Chinese exchange becomes insolvent.

**B-Shares Risk.** The China B-Share market is generally smaller, less liquid and has a smaller issuer base than the China A-Share market. The issuers that compose the B-Share market include a broad range of companies, including companies with large, medium and small capitalizations. Further, the B-Shares market may behave very differently from other portions of the Chinese equity markets, and there may be little to no correlation between the performance of the two.

**H-Shares Risk.** H-Shares are foreign securities which, in addition to the risks described herein, are subject to the risk that the Hong Kong stock market may behave very differently from the mainland Chinese stock market. There may be little to no correlation between the performance of the Hong Kong stock market and the mainland Chinese stock market.

**N-Shares Risk.** N-Shares are securities of companies with business operations in mainland China and listed on an American stock exchange, such as the NYSE or NASDAQ. Because companies issuing N-Shares have business operations in China, they are subject to certain political and economic risks in China. The American stock market may behave very differently from the mainland Chinese stock market, and there may be little to no correlation between the performance of the two.

**P-Chip Companies Risk.** P-Chip companies are often run by the private sector and have a majority of their business operations in mainland China. P-Chip shares are traded in Hong Kong dollars on the Hong Kong Stock Exchange, and may also be traded by foreigners. Because they are traded on the Hong Kong Stock Exchange, P-Chips are also subject to risks similar to those associated with investments in H Shares. They are also subject to risks affecting their jurisdiction of incorporation, including any legal or tax changes.

**Red Chip Companies Risk.** Red Chip companies are controlled, either directly or indirectly, by the central, provincial or municipal governments of the PRC. Red Chip shares are traded in Hong Kong dollars on the Hong Kong Stock Exchange and may also be traded by foreigners. Because Red Chip companies are controlled by various PRC governmental authorities, investing in Red Chips involves risks that political changes, social instability, regulatory uncertainty, adverse diplomatic developments, asset expropriation or nationalization, or confiscatory taxation could adversely affect the performance of Red Chip companies. Red Chip companies may be less efficiently run and less profitable than other companies.

## Fund Summary

### KraneShares MSCI All China Consumer Discretionary Index ETF

**S-Chip Companies Risk.** The Fund may invest in shares of companies with business operations in mainland China and listed on the Singapore Exchange ("S-Chips"). S-Chip shares are issued by companies incorporated anywhere, but many are registered in Singapore, the British Virgin Islands, the Cayman Islands, or Bermuda. They are subject to risks affecting their jurisdiction of incorporation, including any legal or tax changes. S-Chip companies may or may not be owned at least in part by a Chinese central, provincial or municipal government and be subject to the types of risks that come with such ownership described herein. There may be little or no correlation between the performance of the Singapore stock market and the mainland Chinese stock market.

**Concentration Risk.** The Fund's assets are expected to be concentrated in an industry or group of industries to the extent that the Underlying Index concentrates in a particular industry or group of industries. The securities of companies in an industry or group of industries could react similarly to market developments. Thus, the Fund is subject to loss due to adverse occurrences that affect one industry or group of industries or sector. While the Fund's sector and industry exposure is expected to vary over time based on the composition of the Underlying Index, the Fund is currently subject to the principal risks described below.

**Consumer Discretionary Sector Risk.** The success of consumer product manufacturers and retailers is tied closely to the performance of the overall domestic and international economy, interest rates, competition and consumer confidence. Success depends heavily on disposable household income and consumer spending. Changes in demographics and consumer tastes can also affect the demand for, and success of, consumer products in the marketplace.

**Equity Securities Risk.** The values of equity securities are subject to factors such as market fluctuations, changes in interest rates and perceived trends in stock prices. Equity securities may be more volatile than other asset classes and are generally subordinate in rank to debt and other securities of the same issuer.

**Emerging Markets Risk.** The Fund's investments in emerging markets are subject to greater risk of loss than investments in developed markets. This is due to, among other things, greater market volatility, greater risk of asset seizures and capital controls, lower trading volume, political and economic instability, greater risk of market shutdown, and more governmental limitations on foreign investments than typically found in developed markets. The economies of emerging markets, and China in particular, may be heavily reliant upon international trade and may suffer disproportionately if international trading declines or is disrupted.

**Foreign Securities Risk.** Investments in securities of non-U.S. issuers may be less liquid than investments in U.S. issuers, may have less governmental regulation and oversight, and are typically subject to different investor protection standards than U.S. issuers. Investments in non-U.S. securities entail the risk of loss due to foreign currency fluctuations and political or economic instability. Foreign market trading hours, clearance and settlement procedures, and holiday schedules may limit the Fund's ability to buy and sell securities. These factors could result in a loss to the Fund.

**Geographic Focus Risk.** The Fund's investments are expected to be focused in a particular country, countries, or region to the same extent as the Underlying Index and therefore the Fund may be susceptible to adverse market, political, regulatory, and geographic events affecting that country, countries or region. Such geographic focus also may subject the Fund to a higher degree of volatility than a more geographically diversified fund.

## Fund Summary

### KraneShares MSCI All China Consumer Discretionary Index ETF

**Currency Risk.** The Fund's net asset value ("NAV") is determined on the basis of the U.S. dollar, therefore, the Fund may lose value if the local currency of a foreign market depreciates against the U.S. dollar, even if the local currency value of the Fund's holdings goes up. Currency exchange rates can be very volatile and can change quickly and unpredictably, which may adversely affect the Fund. The Fund may also be subject to delays in converting or transferring U.S. dollars to foreign currencies for the purpose of purchasing portfolio investments. This may hinder the Fund's performance, including because any delay could result in the Fund missing an investment opportunity and purchasing securities at a higher price than originally intended, or incurring cash drag.

**Non-Diversified Fund Risk.** Because the Fund is non-diversified and may invest a greater portion of its assets in fewer issuers than a diversified fund, changes in the market value of a single portfolio holding could cause greater fluctuations in the Fund's share price than would occur in a diversified fund. This may increase the Fund's volatility and cause the performance of a single portfolio holding or a relatively small number of portfolio holdings to have a greater impact on the Fund's performance.

**ETF Risk.** As an ETF, the Fund is subject to the following risks:

**Authorized Participants Concentration Risk.** The Fund has a limited number of financial institutions that may act as Authorized Participants. To the extent they exit the business or are otherwise unable to proceed in creation and redemption transactions with the Fund and no other Authorized Participant is able to step forward to create or redeem, shares of the Fund may be more likely to trade at a premium or discount to NAV and possibly face trading halts or delisting. Authorized Participant concentration risk may be heightened for exchange-traded funds ("ETFs"), such as the Fund, that invest in securities issued by non-U.S. issuers or other securities or instruments that have lower trading volumes.

**Cash Transactions Risk.** Like other ETFs, the Fund sells and redeems its shares only in large blocks called Creation Units and only to "Authorized Participants." Unlike many other ETFs, however, the Fund expects to effect its creations and redemptions at least partially or fully for cash, rather than in-kind securities. Thus, an investment in the Fund may be less tax-efficient than an investment in other ETFs as the Fund may recognize a capital gain that it could have avoided by making redemptions in-kind. As a result, the Fund may pay out higher capital gains distributions than ETFs that redeem in-kind. Further, paying redemption proceeds in cash rather than through in-kind delivery of portfolio securities may require the Fund to dispose of or sell portfolio investments to obtain the cash needed to distribute redemption proceeds at an inopportune time.

**International Closed Market Trading Risk.** To the extent the Fund's investments trade in markets that are closed when the Fund and Exchange are open, there are likely to be deviations between current pricing of an underlying security and the prices at which the underlying securities are valued for purposes of the Fund's NAV. As a result, Shares may appear to trade at a significant discount or premium to NAV greater than those incurred by other ETFs. In addition, shareholders may not be able to purchase or redeem their shares of the Fund, or purchase or sell shares of the Fund on the Exchange, on days when the NAV of the Fund could be significantly affected by events in the relevant non-U.S. markets.

**New Fund Risk.** If the Fund does not grow in size, it will be at greater risk than larger funds of wider bid-ask spreads for its shares, trading at a greater premium or discount to NAV, liquidation and/or a stop to trading.

## Fund Summary

### KraneShares MSCI All China Consumer Discretionary Index ETF

**Premium/Discount Risk.** There may be times when the market price of the Fund's shares is more than the NAV intra-day (at a premium) or less than the NAV intra-day (at a discount). As a result, shareholders of the Fund may pay more than NAV when purchasing shares and receive less than NAV when selling Fund shares. This risk is heightened in times of market volatility or periods of steep market declines. In such market conditions, market or stop loss orders to sell Fund shares may be executed at prices well below NAV.

**Secondary Market Trading Risk.** Investors buying or selling shares in the secondary market will normally pay brokerage commissions, which are often a fixed amount and may be a significant proportional cost for investors buying or selling relatively small amounts of shares. Secondary market trading is subject to bid-ask spreads and trading in Fund shares may be halted by the Exchange because of market conditions or other reasons. If a trading halt occurs, a shareholder may temporarily be unable to purchase or sell shares of the Fund. In addition, although the Fund's shares are listed on the Exchange, there can be no assurance that an active trading market for shares will develop or be maintained or that the Fund's shares will continue to be listed.

**Liquidity Risk.** The Fund's investments are subject to liquidity risk, which exists when an investment is or becomes difficult or impossible to purchase or sell at an advantageous time and price. If a transaction is particularly large or if the relevant market is or becomes illiquid, it may not be possible to initiate a transaction or liquidate a position, which may cause the Fund to suffer significant losses and difficulties in meeting redemptions. Liquidity risk may be the result of, among other things, market turmoil, the reduced number and capacity of traditional market participants, or the lack of an active trading market. Markets for securities or financial instruments could be disrupted by a number of events, including, but not limited to, an economic crisis, natural disasters, new legislation or regulatory changes inside or outside the U.S. Liquid investments may become less liquid after being purchased by the Fund, particularly during periods of market stress. In addition, if a number of securities held by the Fund stop trading, it may have a cascading effect and cause the Fund to halt trading. Volatility in market prices will increase the risk of the Fund being subject to a trading halt. Certain countries in which the Fund may invest may be subject to extended settlement delays and/or foreign holidays, during which the Fund will unlikely be able to convert holdings to cash.

**Mid-Capitalization Company Risk.** Investing in the securities of medium capitalization companies involves greater risk and the possibility of greater price volatility than investing in larger capitalization companies. Since medium-sized companies may have limited operating histories, product lines and financial resources, the securities of these companies may be less liquid and more volatile. They may also be sensitive to (expected) changes in interest rates and earnings.

**Large Capitalization Company Risk.** Large capitalization companies may be unable to respond quickly to new competitive challenges and attain the high growth rate of successful smaller companies, especially during extended periods of economic expansion. As such, returns on investments in stocks of large capitalization companies could trail the returns on investments in stocks of small and mid capitalization companies.

**Passive Investment Risk.** There is no guarantee that the Underlying Index will create the desired exposure and the Fund is not actively managed. It does not seek to "beat" the Underlying Index or take temporary defensive positions when markets decline. Therefore, the Fund may purchase or hold securities with current or projected underperformance.

## Fund Summary

### KraneShares MSCI All China Consumer Discretionary Index ETF

**Management Risk.** The Fund may not fully replicate the Underlying Index and may hold less than the total number of securities in the Underlying Index. Therefore, the Fund is subject to the risk that the Adviser's security selection process may not produce the intended results.

**Tracking Error Risk.** The Fund's return may not match or achieve a high degree of correlation with the return of the Underlying Index. This may be due to, among other factors, the Fund holding cash under certain circumstances in lieu of Underlying Index securities, such as when the Fund is subject to delays converting U.S. dollars into a foreign currency to purchase foreign securities and unable to invest in certain constituents of the Underlying Index due to regulatory constraints, trading suspensions, and legal restrictions imposed by foreign governments. To the extent that the Fund employs a representative sampling strategy or calculates its NAV based on fair value prices and the value of the Underlying Index is based on securities' closing prices on local foreign markets, the Fund's ability to track the Underlying Index may be adversely affected.

**Market Risk.** The values of the Fund's holdings could decline generally or could underperform other investments. In addition, there is a risk that policy changes by the U.S. Government, Federal Reserve, and/or other government actors could cause volatility in global financial markets and negative sentiment, which could have a negative impact on the Fund and could result in losses. Geopolitical and other risks, including environmental and public health risks may add to instability in world economies and markets generally. Changes in value may be temporary or may last for extended periods. Further, the Fund is susceptible to the risk that certain investments may be difficult or impossible to sell at a favorable time or price. Market developments may also cause the Fund's investments to become less liquid and subject to erratic price movements.

**High Portfolio Turnover Risk.** The Fund may incur high portfolio turnover rates, which may increase the Fund's brokerage commission costs and negatively impact the Fund's performance. Such portfolio turnover also may generate net short-term capital gains.

**Valuation Risk.** Independent market quotations for certain investments held by the Fund may not be readily available, and such investments may be fair valued or valued by a pricing service at an evaluated price. These valuations involve subjectivity and different market participants may assign different prices to the same investment. As a result, there is a risk that the Fund may not be able to sell an investment at the price assigned to the investment by the Fund. In addition, the securities in which the Fund invests may trade on days that the Fund does not price its shares; as a result, the value of Fund shares may change on days when investors cannot purchase or sell their Fund holdings.

**Tax Risk.** In order to qualify for the favorable tax treatment available to regulated investment companies, the Fund must satisfy certain income, asset diversification and distribution requirements each year. The Fund's investments in issuers whose control persons are not certain creates a risk that tax authorities may retrospectively deem the Fund to have failed the asset diversification requirements. If the Fund were to fail the favorable tax treatment requirements, it would be taxed in the same manner as an ordinary corporation, which would adversely affect its performance.

**Depository Receipts Risk.** The Fund may hold the securities of foreign companies in the form of depository receipts, including American Depository Receipts and Global Depository Receipts. Investing in depository receipts entails the risks associated with foreign investments, such as fluctuations in foreign currency exchange rates and political and economic risks distinct from those

## Fund Summary

### KraneShares MSCI All China Consumer Discretionary Index ETF

associated with investing in the securities of U.S. issuers. In addition, the value of the securities underlying the depositary receipts may change materially when the U.S. markets are not open for trading, which will affect the value of the depositary receipts.

**Derivatives Risk.** The use of derivatives (including swaps, futures, forwards, structured notes and options) may involve leverage, which includes risks that are different from, and greater than, the risks associated with investing directly in a reference asset, because a small investment in a derivative can result in a large impact on the Fund and may cause the Fund to be more volatile. Derivatives may at times be highly illiquid, and the Fund may not be able to close out or sell a derivative at a particular time or at an anticipated price. Derivatives can be difficult to value and valuation may be more difficult in times of market turmoil. There may be imperfect correlation between the derivative and that of the reference asset, resulting in unexpected returns that could materially adversely affect the Fund. Certain derivatives (such as swaps and options) are bi-lateral agreements that expose the Fund to counterparty risk, which is the risk of loss in the event that the counterparty to an agreement fails to make required payments or otherwise comply with the terms of derivative. In that case, the Fund may suffer losses potentially equal to, or greater than, the full value of the derivative if the counterparty fails to perform its obligations. That risk is generally thought to be greater with over-the-counter (OTC) derivatives than with derivatives that are exchange traded or centrally cleared. Counterparty risks are compounded by the fact that there are only a limited number of ways available to invest in certain reference assets and, therefore, there may be few counterparties to swaps or options based on those reference assets. Many derivatives are subject to segregation requirements that require the Fund to segregate the market or notional value of the derivatives, which could impede the portfolio management of the Fund.

**IPO Risk.** Securities issued in IPOs have no trading history, and information about the companies may be available for very limited periods. In addition, the prices of securities sold in IPOs may be highly volatile. At any particular time or from time to time, the Fund may not be able to invest in securities issued in IPOs, or invest to the extent desired, because, for example, only a small portion (if any) of the securities being offered in an IPO may be available to the Fund. In addition, as the Fund increases in size, the impact of IPOs on the Fund's performance will generally decrease

**Investments in Investment Companies Risk.** The Fund may invest in other investment companies, including those that are advised, sponsored or otherwise serviced by Krane and/or its affiliates. The Fund will indirectly be exposed to the risks of investments by such funds and will incur its pro rata share of the underlying fund's expenses. Additionally, investments in ETFs are subject to ETF Risk. Krane is subject to conflicts of interest in allocating Fund assets to investment companies that are advised, sponsored or otherwise serviced by Krane and/or its affiliates. To the extent that the Fund invests in investment companies or other pooled investment vehicles that are not registered pursuant to the 1940 Act, including foreign investment companies, it will not enjoy the protections of the U.S. law.

**Securities Lending Risk.** To the extent the Fund lends its securities, it may be subject to the following risks: (1) the securities in which the collateral is invested may not perform sufficiently to cover the applicable rebate rates paid to borrowers and related administrative costs; (2) delays may occur in the recovery of securities from borrowers, which could interfere with the Fund's ability to vote proxies or to settle transactions; and (3) although borrowers of the Fund's securities typically provide collateral in the form of cash that is reinvested in securities, there is the risk of possible loss of rights in the collateral should the borrower fail financially.

## Fund Summary

### KraneShares MSCI All China Consumer Discretionary Index ETF

**Cash and Cash Equivalents Risk.** The Fund may hold cash or cash equivalents. Generally, such positions offer less potential for gain than other investments. This is particularly true when the market for other investments in which the Fund may invest is rapidly rising. If the Fund holds cash uninvested it will be subject to the credit risk of the depositing institution holding the cash.

#### Performance Information

Once the Fund has completed a full calendar year of operations, a bar chart and table will be included in this Prospectus that will provide some indication of the risks of investing in the Fund by showing the variability of the Fund's return based on net assets and comparing the variability of the Fund's return to a broad measure of market performance. Once available, the Fund's current performance information will be available at [www.kraneshares.com](http://www.kraneshares.com). Past performance does not necessarily indicate how the Fund will perform in the future.

#### Management

##### Investment Adviser

Krane Funds Advisors, LLC serves as the investment adviser to the Fund.

##### Portfolio Managers

James Maund, Head of Capital Markets at the Adviser, has served as the lead portfolio manager of the Fund since the Fund's inception. Jonathan Shelon, Chief Operating Officer of the Adviser, also serves as a portfolio manager of the Fund. Mr. Shelon supports Mr. Maund and Krane's investment team for the Fund and has been a portfolio manager of the Fund since inception.

#### Purchase and Sale of Fund Shares

Shares may be purchased and redeemed from the Fund only in "Creation Units" of 50,000 shares, or multiples thereof. As a practical matter, only institutions and large investors, such as market makers or other large broker-dealers, purchase or redeem Creation Units. Most investors will buy and sell shares of the Fund on the Exchange. Individual shares can be bought and sold throughout the trading day like other publicly traded securities through a broker-dealer on the Exchange. These transactions do not involve the Fund. The price of an individual Fund share is based on market prices, which may be different from its NAV. As a result, the Fund's shares may trade at a price greater than the NAV (at a premium) or less than the NAV (at a discount). An investor may incur costs attributable to the difference between the highest price a buyer is willing to pay to purchase shares of the Fund (bid) and the lowest price a seller is willing to accept for shares of the Fund (ask) when buying or selling shares in the secondary market (the "bid-ask spread"). Most investors will incur customary brokerage commissions and charges when buying or selling shares of the Fund through a broker-dealer.

Recent information regarding the Fund, including its NAV, market price, premiums and discounts, and bid ask spreads, are available on the Fund's website at [www.kraneshares.com](http://www.kraneshares.com).

#### Tax Information

Fund distributions are generally taxable as ordinary income, qualified dividend income or capital gains (or a combination), unless your investment is in an IRA or other tax-advantaged retirement account, which may be taxable upon withdrawal.

## Fund Summary

### KraneShares MSCI All China Consumer Discretionary Index ETF

#### Payments to Broker-Dealers and Other Financial Intermediaries

If you purchase Fund shares through a broker-dealer or other financial intermediary (such as a bank), the Fund and its related companies may pay the intermediary for the sale of Fund shares and related services. These payments may create a conflict of interest by influencing the broker-dealer or other intermediary and your sales person to recommend the Fund over another investment. Ask your sales person or visit your financial intermediary's website for more information.



Fund Summary

KraneShares MSCI All China Consumer Staples Index ETF

Investment Objective

The KraneShares MSCI All China Consumer Staples Index ETF (the “Fund”) seeks to provide investment results that, before fees and expenses, track the price and yield performance of a specific foreign equity securities index. The Fund’s current index is the MSCI China All Shares Consumer Staples 10/40 Index (the “Underlying Index”).

Fees and Expenses of the Fund

The following table describes the fees and expenses you may pay if you buy, hold and sell shares of the Fund. You may pay other fees, such as brokerage commissions and other fees to financial intermediaries, which are not reflected in the tables and examples below.

Shareholder Fees (fees paid directly from your investment)	None
Annual Fund Operating Expenses	
(expenses that you pay each year as a percentage of the value of your investment)	
Management Fees	0.78%
Distribution and/or Service (12b-1) Fees*	0.00%
Other Expenses**	0.01%
Total Annual Fund Operating Expenses	0.79%

\* Pursuant to a Distribution Plan, the Fund may bear a Rule 12b-1 fee not to exceed 0.25% per year of the Fund’s average daily net assets. However, no such fee is currently paid by the Fund, and the Board of Trustees has not currently approved the commencement of any payments under the Distribution Plan.

\*\* Based on estimated amounts for the current fiscal year.

Example

This Example is intended to help you compare the cost of investing in the Fund with the cost of investing in other funds. The Example assumes that you invest \$10,000 in the Fund for the time periods indicated. The Example also assumes that your investment has a 5% return each year and that the Fund’s operating expenses remain the same. Although your actual costs may be higher or lower, based on these assumptions, whether you do or do not sell your shares, your costs would be:

1 Year	3 Years
\$81	\$252

Portfolio Turnover

The Fund pays transaction costs, such as commissions, when it buys and sells securities (or “turns over” its portfolio). A higher portfolio turnover rate may indicate higher transaction costs and may result in higher taxes when Fund shares are held in a taxable account. These costs, which are not reflected in the Annual Fund Operating Expenses or in the Example, affect the Fund’s performance. Because the Fund had not commenced investment operations as of the date of this prospectus, it does not have portfolio turnover information for the prior fiscal year to report.

Principal Investment Strategies

Under normal circumstances, the Fund will invest at least 80% of its total assets in components of the Underlying Index, depositary receipts, including American depositary receipts (“ADRs”), representing such constituents and securities underlying depositary receipts in the Underlying Index. The Underlying Index is a free float adjusted market capitalization weighted index subject to the 10/40 Constraint (as

## Fund Summary

### KraneShares MSCI All China Consumer Staples Index ETF

defined below), which is designed to measure the equity market performance of Chinese companies in the consumer staples sector, as classified by the Global Industry Classification Standard. The securities eligible for inclusion in the Underlying Index include all types of publicly issued shares of Chinese issuers, such as A-Shares, B-Shares, H-Shares, P-Chips and Red Chips, which are described below. The issuers included in the Underlying Index may include mid-cap and large-cap companies.

To determine the investable universe of Chinese equity securities for the Underlying Index, the index provider, MSCI, Inc. ("Index Provider"), applies investability screens to securities within the consumer staples sector based on the MSCI Global Investable Market Indexes Methodology, along with MSCI's investability and minimum size criteria for emerging markets. To be included in the Underlying Index, at the time of each rebalance, securities must, among other things: (1) be within the top 85% of the investable universe (based on market capitalization); and (2) meet certain liquidity requirements as measured by the three-month annual traded value ratio, the twelve-month annual traded value ratio and three-month frequency of trading percentage.

Underlying Index constituents are weighted by the security's free-float adjusted market capitalization, as calculated based on MSCI's Foreign Inclusion Factor ("FIF") and subject to Foreign Ownership Limits ("FOLs"), but is modified so that, as of the rebalance date, no issuer constitutes more than 10% of the Underlying Index and so that the cumulative weight of all constituents with a weight of over 5% does not exceed 40% of the Underlying Index ("10/40 Constraint"). The FIF of a security is defined as the proportion of shares outstanding that is available for investment in the public equity markets by foreign investors. For China A-Shares, an FIF of 100% is applied to their free-float adjusted market capitalization for calculating their final weight in the Underlying Index. The FOL of a security is defined as the proportion of share capital of the security that is available for purchase to foreign investors.

The Fund may invest up to 20% of its assets in instruments that are not included in the Underlying Index, but that the Fund's adviser, Krane Funds Advisors, LLC ("Krane" or "Adviser"), believes will help the Fund track the Underlying Index. These investments may include equity securities and depositary receipts of issuers whose securities are not constituents of the Underlying Index, derivative instruments (including swaps, futures, forwards, structured notes and options), other investment companies (including exchange traded funds or "ETFs") and cash or cash equivalents (including money market funds). The other investment companies in which the Fund may invest may be advised, sponsored or otherwise serviced by Krane and/or its affiliates.

The following China-related securities may be included in the Underlying Index and/or represent investments of the Fund:

- *China A-Shares*, which are shares of companies incorporated in mainland China that are traded on the Chinese exchanges and denominated in domestic renminbi. China A-Shares are primarily purchased and sold in the domestic Chinese market. To the extent the Fund invests in China A-Shares, it expects to do so through the trading and clearing facilities of a participating exchange located outside of mainland China ("Stock Connect Programs"). A Renminbi Qualified Foreign Institutional Investor ("RQFII") or Qualified Foreign Institutional Investor ("QFII") license may also be acquired to invest directly in China A-Shares.
- *China B-Shares*, which are shares of companies listed on the Shanghai or Shenzhen Stock Exchange but quoted and traded in foreign currencies (such as Hong Kong Dollars or U.S. Dollars), which were primarily created for trading by foreign investors.

## Fund Summary

### KraneShares MSCI All China Consumer Staples Index ETF

- *China H-Shares*, which are shares of companies incorporated in mainland China and listed on the Hong Kong Stock Exchange (“H-Shares”), where they are traded in Hong Kong dollars and may be traded by foreign investors.
- *China N-Shares*, which are shares of companies with business operations in mainland China and listed on an American stock exchange, such as NYSE or NASDAQ (“N-Shares”).
- *P-Chips*, which are shares of private sector companies with a majority of their business operations in mainland China and controlling private Chinese shareholders, which are incorporated outside of mainland China and traded on the Hong Kong Stock Exchange in Hong Kong dollars.
- *Red Chips*, which are shares of companies with a majority of their business operations in mainland China and controlled by the central, provincial or municipal governments of the PRC, whose shares are traded on the Hong Kong Stock Exchange in Hong Kong dollars.
- *S-Chips*, which are shares of companies with business operations in mainland China and listed on the Singapore Exchange. S-Chip shares are issued by companies incorporated anywhere, but many are registered in Singapore, the British Virgin Islands, the Cayman Islands, or Bermuda.

Although the Fund reserves the right to replicate (or hold all constituents of) the Underlying Index, the Fund expects to use representative sampling to track the Underlying Index. “Representative sampling” is a strategy that involves investing in a representative sample of securities that collectively have an investment profile similar to the Underlying Index.

As of May 31, 2021, the Underlying Index included 65 securities of companies with a market capitalization range of approximately \$1,336.5 million to \$44.8 billion and an average market capitalization of approximately \$7.3 billion. The Underlying Index is rebalanced quarterly and whenever the 10/40 Constraint is breached, which may occur due to market movements.

The Fund is non-diversified. To the extent the Underlying Index is concentrated in a particular industry, the Fund is expected to be concentrated in that industry. The Underlying Index includes securities of issuers engaged in the consumer staples sector, but its exposure to the industries within that sector are not fixed and subject to change.

The Fund may engage in securities lending.

### Principal Risks

As with all ETFs, a shareholder of the Fund is subject to the risk that his or her investment could lose money. The Fund may not achieve its investment objective and an investment in the Fund is not by itself a complete or balanced investment program. An investment in the Fund is not a deposit with a bank and is not insured or guaranteed by the Federal Deposit Insurance Corporation or any other government agency. An investment in the Fund involves the risk of total loss. In addition to these risks, the Fund is subject to a number of additional principal risks that may affect the value of its shares, including:

**China Risk.** The Chinese economy is generally considered an emerging market and can be significantly affected by economic and political conditions in China and surrounding Asian countries. China may be subject to considerable degrees of economic, political and social instability. In addition, the Chinese economy is export-driven and highly reliant on trading with key partners. A downturn in the economies of China’s primary trading partners could slow or eliminate the growth of the Chinese economy and adversely impact the Fund’s investments. The Chinese government strictly regulates

## Fund Summary

### KraneShares MSCI All China Consumer Staples Index ETF

the payment of foreign currency denominated obligations and sets monetary policy. The Chinese government may introduce new laws and regulations that could have an adverse effect on the Fund. Although China has begun the process of privatizing certain sectors of its economy, privatized entities may lose money and/or be re-nationalized.

In the Chinese securities markets, a small number of issuers may represent a large portion of the entire market. The Chinese securities markets are subject to more frequent trading halts, low trading volume and price volatility. Recent developments in relations between the United States and China have heightened concerns of increased tariffs and restrictions on trade between the two countries. An increase in tariffs or trade restrictions, or even the threat of such developments, could lead to a significant reduction in international trade, which could have a negative impact on China's export industry and a commensurately negative impact on the Fund.

In recent years, Chinese entities have incurred significant levels of debt and Chinese financial institutions currently hold relatively large amounts of non-performing debt. Thus, there exists a possibility that widespread defaults could occur, which could trigger a financial crisis, freeze Chinese debt and finance markets and make Chinese securities illiquid.

In addition, trade relations between the U.S. and China have recently been strained. Worsening trade relations between the two countries could adversely impact the Fund, particularly to the extent that the Chinese government restricts foreign investments in on-shore Chinese companies or the U.S. government restricts investments by U.S. investors in China. Worsening trade relations may also result in market volatility and volatility in the price of Fund shares.

Disclosure and regulatory standards in emerging market countries, such as China, are in many respects less stringent than U.S. standards. There is substantially less publicly available information about Chinese issuers than there is about U.S. issuers.

**A-Shares Risk.** A-Shares are issued by companies incorporated in mainland China and are traded on Chinese exchanges. Investments in A-Shares are made available to domestic Chinese investors and certain foreign investors, including those who have been approved as a QFII or a RQFII and through the Stock Connect Programs, which currently include the Shanghai-Hong Kong Stock Connect, Shenzhen-Hong Kong Stock Connect, Shanghai-London Stock Connect, and the China-Japan Stock Connect. Investments by foreign investors in A-Shares are subject to various restrictions, regulations and limits. The Fund currently intends to gain exposure to A-Shares through the Stock Connect Programs. The Fund may also gain exposure to A-Shares by investing in investments that provide exposure to A-Shares, such as other investment companies, or Krane may acquire a QFII or RQFII license to invest in A-Shares for the Fund. Investments in A-Shares are heavily regulated and the recoupment and repatriation of assets invested in A-Shares is subject to restrictions by the Chinese government. A-Shares may be subject to frequent and widespread trading halts and may become illiquid. This could cause volatility in the Fund's share price and subject the Fund to a greater risk of trading halts.

**Custody Risks.** In accordance with Chinese regulations and the terms of a QFII or RQFII license, as applicable, and insofar as Krane acquires a QFII or RQFII license, A-Shares will be held in the joint names of the Fund and Krane. While Krane may not use such an account for any purpose other than for maintaining the Fund's assets, the Fund's assets may not be as well protected as they would be if it were possible for them to be registered and held solely in the name of the Fund. There is a risk that creditors of Krane may assert that the securities are owned by Krane and that regulatory actions taken against Krane may affect the Fund. The risk is particularly acute in the case of cash

## Fund Summary

### KraneShares MSCI All China Consumer Staples Index ETF

deposited with a People's Republic of China ("PRC") sub-custodian ("PRC Custodian") because it may not be segregated, and it may be treated as a debt owing from the PRC Custodian to the Fund as a depositor. Thus, in the event of a PRC Custodian bankruptcy, liquidation, or similar event, the Fund may face difficulties and/or encounter delays in recovering its cash.

**Tax Risk.** Per a circular (Caishui [2014] 79), the Fund is temporarily exempt from the Chinese tax on capital gains on trading in A-Shares as a QFII or RQFII or the Shanghai Stock Exchange through the Shanghai-Hong Kong Stock Connect as of November 17, 2014, and the Shenzhen Stock Exchange through the Shenzhen-Hong Kong Stock Connect as of December 5, 2016. There is no indication as to how long the temporary exemption will remain in effect. Accordingly, the Fund may be subject to such taxes in the future. In addition, there is uncertainty as to the application and implementation of China's value added tax to the Fund's activities. The Fund reserves the right to establish a reserve for taxes which present uncertainty as to whether they will be assessed, although it currently does not do so. If the Fund establishes such a reserve but is not ultimately subject to these taxes, shareholders who redeemed or sold their shares while the reserve was in place will effectively bear the tax and may not benefit from the later release, if any, of the reserve. Conversely, if the Fund does not establish such a reserve but ultimately is subject to the tax, shareholders who redeemed or sold their shares prior to the tax being withheld, reserved or paid will have effectively avoided the tax. Investors should note that such provision, if any, may be excessive or inadequate to meet actual tax liabilities (which could include interest and penalties) on the Fund's investments. Any taxes imposed in connection with the Fund's activities will be borne by the Fund. As a result, investors may be advantaged or disadvantaged depending on the final rules of the relevant tax authorities.

**Capital Controls Risk.** Economic conditions, such as volatile currency exchange rates and interest rates, political events and other conditions may, without prior warning, lead to intervention by government actors and the imposition of "capital controls." Capital controls include the prohibition of, or restrictions on, the ability to transfer currency, securities or other assets. Levies may be placed on profits repatriated by foreign entities (such as the Fund). Although the RMB is not presently freely convertible, rather it is subject to the approval of the State Administration of Foreign Exchange ("SAFE") and other relevant authorities, repatriations by RQFIIs or through the Stock Connect Programs are currently permitted daily and Chinese authorities have indicated their plans to move to a fully freely convertible RMB. There is no assurance, however, that repatriation restrictions will not be (re-)imposed in the future.

**Hong Kong Risk.** The economy of Hong Kong has few natural resources and any fluctuation or shortage in the commodity markets could have a significant adverse effect on the Hong Kong economy. Hong Kong is also heavily dependent on international trade and finance. Additionally, the continuation and success of the current political, economic, legal and social policies of Hong Kong is dependent on and subject to the control of the Chinese government. China may change its policies regarding Hong Kong at any time. Any such change may adversely affect market conditions and the performance of Chinese and Hong Kong issuers and, thus, the value of securities in the Fund's portfolio.

**Stock Connect Program Risk.** The Stock Connect Programs are subject to daily and aggregate quota limitations, and an investor cannot purchase and sell the same security on the same trading day, which may restrict the Fund's ability to invest in A-Shares through the Programs and to enter into or exit trades on a timely basis. The Shanghai and Shenzhen markets may be open at a time when the participating exchanges located outside of mainland China are not active, with the result that

## Fund Summary

### KraneShares MSCI All China Consumer Staples Index ETF

prices of A-Shares may fluctuate at times when the Fund is unable to add to or exit its positions. Only certain China A-Shares are eligible to be accessed through the Stock Connect Programs. Such securities may lose their eligibility at any time, in which case they could be sold but could no longer be purchased through the Stock Connect Programs. Because the Stock Connect Programs are still evolving, the actual effect on the market for trading A-Shares with the introduction of large numbers of foreign investors is still relatively unknown. Further, regulations or restrictions, such as limitations on redemptions or suspension of trading, may adversely impact the program. There is no guarantee that the participating exchanges will continue to support the Stock Connect Programs in the future.

Investments in China A-Shares may not be covered by the securities investor protection programs of either exchange and, without the protection of such programs, will be subject to the risk of default by the broker. Because of the way in which China A-Shares are held in the Stock Connect Programs, the Fund may not be able to exercise the rights of a shareholder and may be limited in its ability to pursue claims against the issuer of a security, and may suffer losses in the event the depository of the Chinese exchange becomes insolvent.

**B-Shares Risk.** The China B-Share market is generally smaller, less liquid and has a smaller issuer base than the China A-Share market. The issuers that compose the B-Share market include a broad range of companies, including companies with large, medium and small capitalizations. Further, the B-Shares market may behave very differently from other portions of the Chinese equity markets, and there may be little to no correlation between the performance of the two.

**H-Shares Risk.** H-Shares are foreign securities which, in addition to the risks described herein, are subject to the risk that the Hong Kong stock market may behave very differently from the mainland Chinese stock market. There may be little to no correlation between the performance of the Hong Kong stock market and the mainland Chinese stock market.

**N-Shares Risk.** N-Shares are securities of companies with business operations in mainland China and listed on an American stock exchange, such as the NYSE or NASDAQ. Because companies issuing N-Shares have business operations in China, they are subject to certain political and economic risks in China. The American stock market may behave very differently from the mainland Chinese stock market, and there may be little to no correlation between the performance of the two.

**P-Chip Companies Risk.** P-Chip companies are often run by the private sector and have a majority of their business operations in mainland China. P-Chip shares are traded in Hong Kong dollars on the Hong Kong Stock Exchange, and may also be traded by foreigners. Because they are traded on the Hong Kong Stock Exchange, P-Chips are also subject to risks similar to those associated with investments in H Shares. They are also subject to risks affecting their jurisdiction of incorporation, including any legal or tax changes.

**Red Chip Companies Risk.** Red Chip companies are controlled, either directly or indirectly, by the central, provincial or municipal governments of the PRC. Red Chip shares are traded in Hong Kong dollars on the Hong Kong Stock Exchange and may also be traded by foreigners. Because Red Chip companies are controlled by various PRC governmental authorities, investing in Red Chips involves risks that political changes, social instability, regulatory uncertainty, adverse diplomatic developments, asset expropriation or nationalization, or confiscatory taxation could adversely affect the performance of Red Chip companies. Red Chip companies may be less efficiently run and less profitable than other companies.

## Fund Summary

### KraneShares MSCI All China Consumer Staples Index ETF

**S-Chip Companies Risk.** The Fund may invest in shares of companies with business operations in mainland China and listed on the Singapore Exchange ("S-Chips"). S-Chip shares are issued by companies incorporated anywhere, but many are registered in Singapore, the British Virgin Islands, the Cayman Islands, or Bermuda. They are subject to risks affecting their jurisdiction of incorporation, including any legal or tax changes. S-Chip companies may or may not be owned at least in part by a Chinese central, provincial or municipal government and be subject to the types of risks that come with such ownership described herein. There may be little or no correlation between the performance of the Singapore stock market and the mainland Chinese stock market.

**Concentration Risk.** The Fund's assets are expected to be concentrated in an industry or group of industries to the extent that the Underlying Index concentrates in a particular industry or group of industries. The securities of companies in an industry or group of industries could react similarly to market developments. Thus, the Fund is subject to loss due to adverse occurrences that affect one industry or group of industries or sector. While the Fund's sector and industry exposure is expected to vary over time based on the composition of the Underlying Index, the Fund is currently subject to the principal risks described below.

**Consumer Staples Sector Risk.** Companies in the consumer staples sector may be affected by general economic conditions, commodity production and pricing, consumer confidence and spending, consumer preferences, interest rates, and product cycles. They are subject to government regulation affecting their products which may negatively impact such companies' performance. For instance, for food and beverage companies, government regulations may affect the permissibility of using various food additives and production methods, which could affect company profitability. In particular, tobacco companies may be adversely affected by the adoption of proposed legislation and/or by litigation. Food and beverage companies risk further loss of market share and revenue due to contamination and resulting product recalls. Also, the success of food, beverage, household and personal products may be strongly affected by fads, marketing campaigns, changes in commodity prices and other factors affecting supply and demand.

**Equity Securities Risk.** The values of equity securities are subject to factors such as market fluctuations, changes in interest rates and perceived trends in stock prices. Equity securities may be more volatile than other asset classes and are generally subordinate in rank to debt and other securities of the same issuer.

**Emerging Markets Risk.** The Fund's investments in emerging markets are subject to greater risk of loss than investments in developed markets. This is due to, among other things, greater market volatility, greater risk of asset seizures and capital controls, lower trading volume, political and economic instability, greater risk of market shutdown, and more governmental limitations on foreign investments than typically found in developed markets. The economies of emerging markets, and China in particular, may be heavily reliant upon international trade and may suffer disproportionately if international trading declines or is disrupted.

**Foreign Securities Risk.** Investments in securities of non-U.S. issuers may be less liquid than investments in U.S. issuers, may have less governmental regulation and oversight, and are typically subject to different investor protection standards than U.S. issuers. Investments in non-U.S. securities entail the risk of loss due to foreign currency fluctuations and political or economic instability. Foreign market trading hours, clearance and settlement procedures, and holiday schedules may limit the Fund's ability to buy and sell securities. These factors could result in a loss to the Fund.

## Fund Summary

### KraneShares MSCI All China Consumer Staples Index ETF

**Geographic Focus Risk.** The Fund's investments are expected to be focused in a particular country, countries, or region to the same extent as the Underlying Index and therefore the Fund may be susceptible to adverse market, political, regulatory, and geographic events affecting that country, countries or region. Such geographic focus also may subject the Fund to a higher degree of volatility than a more geographically diversified fund.

**Currency Risk.** The Fund's net asset value ("NAV") is determined on the basis of the U.S. dollar, therefore, the Fund may lose value if the local currency of a foreign market depreciates against the U.S. dollar, even if the local currency value of the Fund's holdings goes up. Currency exchange rates can be very volatile and can change quickly and unpredictably, which may adversely affect the Fund. The Fund may also be subject to delays in converting or transferring U.S. dollars to foreign currencies for the purpose of purchasing portfolio investments. This may hinder the Fund's performance, including because any delay could result in the Fund missing an investment opportunity and purchasing securities at a higher price than originally intended, or incurring cash drag.

**Non-Diversified Fund Risk.** Because the Fund is non-diversified and may invest a greater portion of its assets in fewer issuers than a diversified fund, changes in the market value of a single portfolio holding could cause greater fluctuations in the Fund's share price than would occur in a diversified fund. This may increase the Fund's volatility and cause the performance of a single portfolio holding or a relatively small number of portfolio holdings to have a greater impact on the Fund's performance.

**ETF Risk.** As an ETF, the Fund is subject to the following risks:

**Authorized Participants Concentration Risk.** The Fund has a limited number of financial institutions that may act as Authorized Participants. To the extent they exit the business or are otherwise unable to proceed in creation and redemption transactions with the Fund and no other Authorized Participant is able to step forward to create or redeem, shares of the Fund may be more likely to trade at a premium or discount to NAV and possibly face trading halts or delisting. Authorized Participant concentration risk may be heightened for exchange-traded funds ("ETFs"), such as the Fund, that invest in securities issued by non-U.S. issuers or other securities or instruments that have lower trading volumes.

**Cash Transactions Risk.** Like other ETFs, the Fund sells and redeems its shares only in large blocks called Creation Units and only to "Authorized Participants." Unlike many other ETFs, however, the Fund expects to effect its creations and redemptions at least partially or fully for cash, rather than in-kind securities. Thus, an investment in the Fund may be less tax-efficient than an investment in other ETFs as the Fund may recognize a capital gain that it could have avoided by making redemptions in-kind. As a result, the Fund may pay out higher capital gains distributions than ETFs that redeem in-kind. Further, paying redemption proceeds in cash rather than through in-kind delivery of portfolio securities may require the Fund to dispose of or sell portfolio investments to obtain the cash needed to distribute redemption proceeds at an inopportune time.

**International Closed Market Trading Risk.** To the extent the Fund's investments trade in markets that are closed when the Fund and Exchange are open, there are likely to be deviations between current pricing of an underlying security and the prices at which the underlying securities are valued for purposes of the Fund's NAV. As a result, Shares may appear to trade at a significant discount or premium to NAV greater than those incurred by other ETFs. In addition, shareholders may not be able to purchase or redeem their shares of the Fund, or purchase or sell shares of the Fund on the Exchange, on days when the NAV of the Fund could be significantly affected by events in the relevant non-U.S. markets.



## Fund Summary

### KraneShares MSCI All China Consumer Staples Index ETF

**New Fund Risk.** If the Fund does not grow in size, it will be at greater risk than larger funds of wider bid-ask spreads for its shares, trading at a greater premium or discount to NAV, liquidation and/or a stop to trading.

**Premium/Discount Risk.** There may be times when the market price of the Fund's shares is more than the NAV intra-day (at a premium) or less than the NAV intra-day (at a discount). As a result, shareholders of the Fund may pay more than NAV when purchasing shares and receive less than NAV when selling Fund shares. This risk is heightened in times of market volatility or periods of steep market declines. In such market conditions, market or stop loss orders to sell Fund shares may be executed at prices well below NAV.

**Secondary Market Trading Risk.** Investors buying or selling shares in the secondary market will normally pay brokerage commissions, which are often a fixed amount and may be a significant proportional cost for investors buying or selling relatively small amounts of shares. Secondary market trading is subject to bid-ask spreads and trading in Fund shares may be halted by the Exchange because of market conditions or other reasons. If a trading halt occurs, a shareholder may temporarily be unable to purchase or sell shares of the Fund. In addition, although the Fund's shares are listed on the Exchange, there can be no assurance that an active trading market for shares will develop or be maintained or that the Fund's shares will continue to be listed.

**Liquidity Risk.** The Fund's investments are subject to liquidity risk, which exists when an investment is or becomes difficult or impossible to purchase or sell at an advantageous time and price. If a transaction is particularly large or if the relevant market is or becomes illiquid, it may not be possible to initiate a transaction or liquidate a position, which may cause the Fund to suffer significant losses and difficulties in meeting redemptions. Liquidity risk may be the result of, among other things, market turmoil, the reduced number and capacity of traditional market participants, or the lack of an active trading market. Markets for securities or financial instruments could be disrupted by a number of events, including, but not limited to, an economic crisis, natural disasters, new legislation or regulatory changes inside or outside the U.S. Liquid investments may become less liquid after being purchased by the Fund, particularly during periods of market stress. In addition, if a number of securities held by the Fund stop trading, it may have a cascading effect and cause the Fund to halt trading. Volatility in market prices will increase the risk of the Fund being subject to a trading halt. Certain countries in which the Fund may invest may be subject to extended settlement delays and/or foreign holidays, during which the Fund will unlikely be able to convert holdings to cash.

**Mid-Capitalization Company Risk.** Investing in the securities of medium capitalization companies involves greater risk and the possibility of greater price volatility than investing in larger capitalization companies. Since medium-sized companies may have limited operating histories, product lines and financial resources, the securities of these companies may be less liquid and more volatile. They may also be sensitive to (expected) changes in interest rates and earnings.

**Large Capitalization Company Risk.** Large capitalization companies may be unable to respond quickly to new competitive challenges and attain the high growth rate of successful smaller companies, especially during extended periods of economic expansion. As such, returns on investments in stocks of large capitalization companies could trail the returns on investments in stocks of small and mid capitalization companies.

## Fund Summary

### KraneShares MSCI All China Consumer Staples Index ETF

**Passive Investment Risk.** There is no guarantee that the Underlying Index will create the desired exposure and the Fund is not actively managed. It does not seek to “beat” the Underlying Index or take temporary defensive positions when markets decline. Therefore, the Fund may purchase or hold securities with current or projected underperformance.

**Management Risk.** The Fund may not fully replicate the Underlying Index and may hold less than the total number of securities in the Underlying Index. Therefore, the Fund is subject to the risk that the Adviser’s security selection process may not produce the intended results.

**Tracking Error Risk.** The Fund’s return may not match or achieve a high degree of correlation with the return of the Underlying Index. This may be due to, among other factors, the Fund holding cash under certain circumstances in lieu of Underlying Index securities, such as when the Fund is subject to delays converting U.S. dollars into a foreign currency to purchase foreign securities and unable to invest in certain constituents of the Underlying Index due to regulatory constraints, trading suspensions, and legal restrictions imposed by foreign governments. To the extent that the Fund employs a representative sampling strategy or calculates its NAV based on fair value prices and the value of the Underlying Index is based on securities’ closing prices on local foreign markets, the Fund’s ability to track the Underlying Index may be adversely affected.

**Market Risk.** The values of the Fund’s holdings could decline generally or could underperform other investments. In addition, there is a risk that policy changes by the U.S. Government, Federal Reserve, and/or other government actors could cause volatility in global financial markets and negative sentiment, which could have a negative impact on the Fund and could result in losses. Geopolitical and other risks, including environmental and public health risks may add to instability in world economies and markets generally. Changes in value may be temporary or may last for extended periods. Further, the Fund is susceptible to the risk that certain investments may be difficult or impossible to sell at a favorable time or price. Market developments may also cause the Fund’s investments to become less liquid and subject to erratic price movements.

**High Portfolio Turnover Risk.** The Fund may incur high portfolio turnover rates, which may increase the Fund’s brokerage commission costs and negatively impact the Fund’s performance. Such portfolio turnover also may generate net short-term capital gains.

**Valuation Risk.** Independent market quotations for certain investments held by the Fund may not be readily available, and such investments may be fair valued or valued by a pricing service at an evaluated price. These valuations involve subjectivity and different market participants may assign different prices to the same investment. As a result, there is a risk that the Fund may not be able to sell an investment at the price assigned to the investment by the Fund. In addition, the securities in which the Fund invests may trade on days that the Fund does not price its shares; as a result, the value of Fund shares may change on days when investors cannot purchase or sell their Fund holdings.

**Tax Risk.** In order to qualify for the favorable tax treatment available to regulated investment companies, the Fund must satisfy certain income, asset diversification and distribution requirements each year. The Fund’s investments in issuers whose control persons are not certain creates a risk that tax authorities may retrospectively deem the Fund to have failed the asset diversification requirements. If the Fund were to fail the favorable tax treatment requirements, it would be taxed in the same manner as an ordinary corporation, which would adversely affect its performance.

## Fund Summary

### KraneShares MSCI All China Consumer Staples Index ETF

**Depository Receipts Risk.** The Fund may hold the securities of foreign companies in the form of depository receipts, including American Depositary Receipts and Global Depositary Receipts. Investing in depository receipts entails the risks associated with foreign investments, such as fluctuations in foreign currency exchange rates and political and economic risks distinct from those associated with investing in the securities of U.S. issuers. In addition, the value of the securities underlying the depository receipts may change materially when the U.S. markets are not open for trading, which will affect the value of the depository receipts.

**Derivatives Risk.** The use of derivatives (including swaps, futures, forwards, structured notes and options) may involve leverage, which includes risks that are different from, and greater than, the risks associated with investing directly in a reference asset, because a small investment in a derivative can result in a large impact on the Fund and may cause the Fund to be more volatile. Derivatives may at times be highly illiquid, and the Fund may not be able to close out or sell a derivative at a particular time or at an anticipated price. Derivatives can be difficult to value and valuation may be more difficult in times of market turmoil. There may be imperfect correlation between the derivative and that of the reference asset, resulting in unexpected returns that could materially adversely affect the Fund. Certain derivatives (such as swaps and options) are bi-lateral agreements that expose the Fund to counterparty risk, which is the risk of loss in the event that the counterparty to an agreement fails to make required payments or otherwise comply with the terms of derivative. In that case, the Fund may suffer losses potentially equal to, or greater than, the full value of the derivative if the counterparty fails to perform its obligations. That risk is generally thought to be greater with over-the-counter (OTC) derivatives than with derivatives that are exchange traded or centrally cleared. Counterparty risks are compounded by the fact that there are only a limited number of ways available to invest in certain reference assets and, therefore, there may be few counterparties to swaps or options based on those reference assets. Many derivatives are subject to segregation requirements that require the Fund to segregate the market or notional value of the derivatives, which could impede the portfolio management of the Fund.

**IPO Risk.** Securities issued in IPOs have no trading history, and information about the companies may be available for very limited periods. In addition, the prices of securities sold in IPOs may be highly volatile. At any particular time or from time to time, the Fund may not be able to invest in securities issued in IPOs, or invest to the extent desired, because, for example, only a small portion (if any) of the securities being offered in an IPO may be available to the Fund. In addition, as the Fund increases in size, the impact of IPOs on the Fund's performance will generally decrease

**Investments in Investment Companies Risk.** The Fund may invest in other investment companies, including those that are advised, sponsored or otherwise serviced by Krane and/or its affiliates. The Fund will indirectly be exposed to the risks of investments by such funds and will incur its pro rata share of the underlying fund's expenses. Additionally, investments in ETFs are subject to ETF Risk. Krane is subject to conflicts of interest in allocating Fund assets to investment companies that are advised, sponsored or otherwise serviced by Krane and/or its affiliates. To the extent that the Fund invests in investment companies or other pooled investment vehicles that are not registered pursuant to the 1940 Act, including foreign investment companies, it will not enjoy the protections of the U.S. law.

**Securities Lending Risk.** To the extent the Fund lends its securities, it may be subject to the following risks: (1) the securities in which the collateral is invested may not perform sufficiently to cover the applicable rebate rates paid to borrowers and related administrative costs; (2) delays may occur

## Fund Summary

### KraneShares MSCI All China Consumer Staples Index ETF

in the recovery of securities from borrowers, which could interfere with the Fund's ability to vote proxies or to settle transactions; and (3) although borrowers of the Fund's securities typically provide collateral in the form of cash that is reinvested in securities, there is the risk of possible loss of rights in the collateral should the borrower fail financially.

**Cash and Cash Equivalents Risk.** The Fund may hold cash or cash equivalents. Generally, such positions offer less potential for gain than other investments. This is particularly true when the market for other investments in which the Fund may invest is rapidly rising. If the Fund holds cash uninvested it will be subject to the credit risk of the depositing institution holding the cash.

### Performance Information

Once the Fund has completed a full calendar year of operations, a bar chart and table will be included in this Prospectus that will provide some indication of the risks of investing in the Fund by showing the variability of the Fund's return based on net assets and comparing the variability of the Fund's return to a broad measure of market performance. Once available, the Fund's current performance information will be available at [www.kraneshares.com](http://www.kraneshares.com). Past performance does not necessarily indicate how the Fund will perform in the future.

### Management

#### Investment Adviser

Krane Funds Advisors, LLC serves as the investment adviser to the Fund.

#### Portfolio Managers

James Maund, Head of Capital Markets at the Adviser, has served as the lead portfolio manager of the Fund since the Fund's inception. Jonathan Shelon, Chief Operating Officer of the Adviser, also serves as a portfolio manager of the Fund. Mr. Shelon supports Mr. Maund and Krane's investment team for the Fund and has been a portfolio manager of the Fund since inception.

### Purchase and Sale of Fund Shares

Shares may be purchased and redeemed from the Fund only in "Creation Units" of 50,000 shares, or multiples thereof. As a practical matter, only institutions and large investors, such as market makers or other large broker-dealers, purchase or redeem Creation Units. Most investors will buy and sell shares of the Fund on the Exchange. Individual shares can be bought and sold throughout the trading day like other publicly traded securities through a broker-dealer on the Exchange. These transactions do not involve the Fund. The price of an individual Fund share is based on market prices, which may be different from its NAV. As a result, the Fund's shares may trade at a price greater than the NAV (at a premium) or less than the NAV (at a discount). An investor may incur costs attributable to the difference between the highest price a buyer is willing to pay to purchase shares of the Fund (bid) and the lowest price a seller is willing to accept for shares of the Fund (ask) when buying or selling shares in the secondary market (the "bid-ask spread"). Most investors will incur customary brokerage commissions and charges when buying or selling shares of the Fund through a broker-dealer.

Recent information regarding the Fund, including its NAV, market price, premiums and discounts, and bid ask spreads, are available on the Fund's website at [www.kraneshares.com](http://www.kraneshares.com).

## Fund Summary

### KraneShares MSCI All China Consumer Staples Index ETF

#### Tax Information

Fund distributions are generally taxable as ordinary income, qualified dividend income or capital gains (or a combination), unless your investment is in an IRA or other tax-advantaged retirement account, which may be taxable upon withdrawal.

#### Payments to Broker-Dealers and Other Financial Intermediaries

If you purchase Fund shares through a broker-dealer or other financial intermediary (such as a bank), the Fund and its related companies may pay the intermediary for the sale of Fund shares and related services. These payments may create a conflict of interest by influencing the broker-dealer or other intermediary and your sales person to recommend the Fund over another investment. Ask your sales person or visit your financial intermediary's website for more information.

Fund Summary

KraneShares MSCI All China Health Care Index ETF

Investment Objective

The KraneShares MSCI All China Health Care Index ETF (the “Fund”) seeks to provide investment results that, before fees and expenses, track the price and yield performance of a specific foreign equity securities index. The Fund’s current index is the MSCI China All Shares Health Care 10/40 Index (the “Underlying Index”).

Fees and Expenses of the Fund

The following table describes the fees and expenses you may pay if you buy, hold and sell shares of the Fund. You may pay other fees, such as brokerage commissions and other fees to financial intermediaries, which are not reflected in the tables and examples below.

Shareholder Fees (fees paid directly from your investment)	None
<b>Annual Fund Operating Expenses</b>	
(expenses that you pay each year as a percentage of the value of your investment)	
Management Fees	0.78%
Distribution and/or Service (12b-1) Fees*	0.00%
Other Expenses**	0.01%
<b>Total Annual Fund Operating Expenses</b>	<b>0.79%</b>
Fee Waiver***	-0.14%
<b>Total Annual Fund Operating Expenses After Fee Waiver</b>	<b>0.65%</b>

\* Pursuant to a Distribution Plan, the Fund may bear a Rule 12b-1 fee not to exceed 0.25% per year of the Fund’s average daily net assets. However, no such fee is currently paid by the Fund, and the Board of Trustees has not currently approved the commencement of any payments under the Distribution Plan.

\*\* Although the Fund’s investment adviser, Krane Funds Advisors, LLC (“Krane” or “Adviser”) receives 10% of the net revenue generated by the Fund’s securities lending activities and such amount is included in “Other Expenses,” the Fund receives 90% of such net revenues. Please see the “Management” section of the Prospectus for more information.

\*\*\* Krane has contractually agreed to waive its management fee by 0.14% per year of the Fund’s average daily net assets (“Fee Waiver”). The Fee Waiver will continue until August 1, 2022, and may only be terminated prior thereto by the Board.

Example

This Example is intended to help you compare the cost of investing in the Fund with the cost of investing in other funds. The Example assumes that you invest \$10,000 in the Fund for the time periods indicated. The Example also assumes that your investment has a 5% return each year and that the Fund’s operating expenses remain the same, except that it reflects the Fee Waiver for the period described above. Although your actual costs may be higher or lower, based on these assumptions, whether you do or do not sell your shares, your costs would be:

1 Year	3 Years	5 Years	10 Years
\$66	\$238	\$425	\$965

Portfolio Turnover

The Fund pays transaction costs, such as commissions, when it buys and sells securities (or “turns over” its portfolio). A higher portfolio turnover rate may indicate higher transaction costs and may result in higher taxes when Fund shares are held in a taxable account. These costs, which are not reflected in the Annual Fund Operating Expenses or in the Example, affect the Fund’s performance.

## Fund Summary

### KraneShares MSCI All China Health Care Index ETF

During the most recent fiscal year, the Fund's portfolio turnover rate was 45% of the average value of its portfolio. This rate excludes the value of portfolio securities received or delivered as a result of in-kind creations or redemptions of the Fund's shares.

#### Principal Investment Strategies

Under normal circumstances, the Fund will invest at least 80% of its total assets in components of the Underlying Index, depositary receipts, including American depositary receipts ("ADRs"), representing such components and securities underlying depositary receipts in the Underlying Index. The Underlying Index is a free float adjusted market capitalization weighted index, subject to the 10/40 Constraint (as defined below), which is designed to measure the equity market performance of Chinese companies in the healthcare sector, as classified by the Global Industry Classification Standard. The securities eligible for inclusion in the Underlying Index include all types of publicly issued shares of Chinese issuers, such as A-Shares, B-Shares, H-Shares, P-Chips and Red Chips, which are described below. The issuers included in the Underlying Index may include mid-cap and large-cap companies.

To determine the investable universe of Chinese equity securities for the Underlying Index, the index provider, MSCI, Inc. ("Index Provider"), applies investability screens to securities within the healthcare sector based on the MSCI Global Investable Market Indexes Methodology, along with MSCI's investability and minimum size criteria for emerging markets. To be included in the Underlying Index, at the time of each rebalance, securities must, among other things: (1) be within the top 85% of the investable universe (based on market capitalization); and (2) meet certain liquidity requirements as measured by the three-month annual traded value ratio, the twelve-month annual traded value ratio and three-month frequency of trading percentage.

Underlying Index constituents are weighted by the security's free-float adjusted market capitalization, as calculated based on MSCI's Foreign Inclusion Factor ("FIF") and subject to Foreign Ownership Limits ("FOLs"), but is modified so that, as of the rebalance date, no issuer constitutes more than 10% of the Underlying Index and so that the cumulative weight of all constituents with a weight of over 5% does not exceed 40% of the Underlying Index ("10/40 Constraint"). The FIF of a security is defined as the proportion of shares outstanding that is available for investment in the public equity markets by foreign investors. For China A-Shares, an FIF of 100% is applied to their free-float adjusted market capitalization for calculating their final weight in the Underlying Index. The FOL of a security is defined as the proportion of share capital of the security that is available for purchase to foreign investors.

The Fund may invest up to 20% of its assets in instruments that are not included in the Underlying Index, but that Krane believes will help the Fund track the Underlying Index. These investments may include equity securities and depositary receipts of issuers whose securities are not constituents of the Underlying Index, derivative instruments (including swaps, futures, forwards, structured notes and options), other investment companies (including exchange traded funds or "ETFs") and cash or cash equivalents (including money market funds). The other investment companies in which the Fund may invest may be advised, sponsored or otherwise serviced by Krane and/or its affiliates.

## Fund Summary

### KraneShares MSCI All China Health Care Index ETF

The following China-related securities may be included in the Underlying Index and/or represent investments of the Fund:

- *China A-Shares*, which are shares of companies incorporated in mainland China that are traded on the Chinese exchanges and denominated in domestic renminbi. China A-Shares are primarily purchased and sold in the domestic Chinese market. To the extent the Fund invests in China A-Shares, it expects to do so through the trading and clearing facilities of a participating exchange located outside of mainland China (“Stock Connect Programs”). A Renminbi Qualified Foreign Institutional Investor (“RQFII”) or Qualified Foreign Institutional Investor (“QFII”) license may also be acquired to invest directly in China A-Shares.
- *China B-Shares*, which are shares of companies listed on the Shanghai or Shenzhen Stock Exchange but quoted and traded in foreign currencies (such as Hong Kong Dollars or U.S. Dollars), which were primarily created for trading by foreign investors.
- *China H-Shares*, which are shares of companies incorporated in mainland China and listed on the Hong Kong Stock Exchange (“H-Shares”), where they are traded in Hong Kong dollars and may be traded by foreign investors.
- *China N-Shares*, which are shares of companies with business operations in mainland China and listed on an American stock exchange, such as NYSE or NASDAQ (“N-Shares”).
- *P-Chips*, which are shares of private sector companies with a majority of their business operations in mainland China and controlling private Chinese shareholders, which are incorporated outside of mainland China and traded on the Hong Kong Stock Exchange in Hong Kong dollars.
- *Red Chips*, which are shares of companies with a majority of their business operations in mainland China and controlled by the central, provincial or municipal governments of the PRC, whose shares are traded on the Hong Kong Stock Exchange in Hong Kong dollars.
- *S-Chips*, which are shares of companies with business operations in mainland China and listed on the Singapore Exchange. S-Chip shares are issued by companies incorporated anywhere, but many are registered in Singapore, the British Virgin Islands, the Cayman Islands, or Bermuda.

Although the Fund reserves the right to replicate (or hold all constituents of) the Underlying Index, the Fund expects to use representative sampling to track the Underlying Index. “Representative sampling” is a strategy that involves investing in a representative sample of securities that collectively have an investment profile similar to the Underlying Index.

As of May 31, 2021, the Underlying Index included 97 securities of companies with a market capitalization range of approximately \$819.27 million to \$45.7 billion and an average market capitalization of approximately \$4.9 billion. The Underlying Index is rebalanced quarterly and whenever the 10/40 Constraint is breached, which may occur due to market movements.

The Fund is non-diversified. To the extent the Underlying Index is concentrated in a particular industry, the Fund is expected to be concentrated in that industry. The Underlying Index includes securities of issuers engaged in the healthcare sector, but its exposure to the industries within that sector are not fixed and subject to change.

The Fund may engage in securities lending.



## Fund Summary

### KraneShares MSCI All China Health Care Index ETF

#### Principal Risks

As with all ETFs, a shareholder of the Fund is subject to the risk that his or her investment could lose money. The Fund may not achieve its investment objective and an investment in the Fund is not by itself a complete or balanced investment program. An investment in the Fund is not a deposit with a bank and is not insured or guaranteed by the Federal Deposit Insurance Corporation or any other government agency. An investment in the Fund involves the risk of total loss. In addition to these risks, the Fund is subject to a number of additional principal risks that may affect the value of its shares, including:

**China Risk.** The Chinese economy is generally considered an emerging market and can be significantly affected by economic and political conditions in China and surrounding Asian countries. China may be subject to considerable degrees of economic, political and social instability. In addition, the Chinese economy is export-driven and highly reliant on trading with key partners. A downturn in the economies of China's primary trading partners could slow or eliminate the growth of the Chinese economy and adversely impact the Fund's investments. The Chinese government strictly regulates the payment of foreign currency denominated obligations and sets monetary policy. The Chinese government may introduce new laws and regulations that could have an adverse effect on the Fund. Although China has begun the process of privatizing certain sectors of its economy, privatized entities may lose money and/or be re-nationalized.

In the Chinese securities markets, a small number of issuers may represent a large portion of the entire market. The Chinese securities markets are subject to more frequent trading halts, low trading volume and price volatility. Recent developments in relations between the United States and China have heightened concerns of increased tariffs and restrictions on trade between the two countries. An increase in tariffs or trade restrictions, or even the threat of such developments, could lead to a significant reduction in international trade, which could have a negative impact on China's export industry and a commensurately negative impact on the Fund.

In recent years, Chinese entities have incurred significant levels of debt and Chinese financial institutions currently hold relatively large amounts of non-performing debt. Thus, there exists a possibility that widespread defaults could occur, which could trigger a financial crisis, freeze Chinese debt and finance markets and make Chinese securities illiquid.

In addition, trade relations between the U.S. and China have recently been strained. Worsening trade relations between the two countries could adversely impact the Fund, particularly to the extent that the Chinese government restricts foreign investments in on-shore Chinese companies or the U.S. government restricts investments by U.S. investors in China. Worsening trade relations may also result in market volatility and volatility in the price of Fund shares.

Disclosure and regulatory standards in emerging market countries, such as China, are in many respects less stringent than U.S. standards. There is substantially less publicly available information about Chinese issuers than there is about U.S. issuers.

**A-Shares Risk.** A-Shares are issued by companies incorporated in mainland China and are traded on Chinese exchanges. Investments in A-Shares are made available to domestic Chinese investors and certain foreign investors, including those who have been approved as a QFII or a RQFII and through the Stock Connect Programs, which currently include the Shanghai-Hong Kong Stock Connect, Shenzhen-Hong Kong Stock Connect, Shanghai-London Stock Connect, and China-Japan Stock Connect. Investments by foreign investors in A-Shares are subject to various restrictions,

## Fund Summary

### KraneShares MSCI All China Health Care Index ETF

regulations and limits. The Fund currently intends to gain exposure to A-Shares through the Stock Connect Programs. The Fund may also gain exposure to A-Shares by investing in investments that provide exposure to A-Shares, such as other investment companies, or Krane may acquire a QFII or RQFII license to invest in A-Shares for the Fund. Investments in A-Shares are heavily regulated and the recoupment and repatriation of assets invested in A-Shares is subject to restrictions by the Chinese government. A-Shares may be subject to frequent and widespread trading halts and may become illiquid. This could cause volatility in the Fund's share price and subject the Fund to a greater risk of trading halts.

**Custody Risks.** In accordance with Chinese regulations and the terms of a QFII or RQFII license, as applicable, and insofar as Krane acquires a QFII or RQFII license, A-Shares will be held in the joint names of the Fund and Krane. While Krane may not use such an account for any purpose other than for maintaining the Fund's assets, the Fund's assets may not be as well protected as they would be if it were possible for them to be registered and held solely in the name of the Fund. There is a risk that creditors of Krane may assert that the securities are owned by Krane and that regulatory actions taken against Krane may affect the Fund. The risk is particularly acute in the case of cash deposited with a People's Republic of China ("PRC") sub-custodian ("PRC Custodian") because it may not be segregated, and it may be treated as a debt owing from the PRC Custodian to the Fund as a depositor. Thus, in the event of a PRC Custodian bankruptcy, liquidation, or similar event, the Fund may face difficulties and/or encounter delays in recovering its cash.

**Tax Risk.** Per a circular (Caishui [2014] 79), the Fund is temporarily exempt from the Chinese tax on capital gains on trading in A-Shares as a QFII or RQFII or the Shanghai Stock Exchange through the Shanghai-Hong Kong Stock Connect as of November 17, 2014, and the Shenzhen Stock Exchange through the Shenzhen-Hong Kong Stock Connect as of December 5, 2016. There is no indication as to how long the temporary exemption will remain in effect. Accordingly, the Fund may be subject to such taxes in the future. In addition, there is uncertainty as to the application and implementation of China's value added tax to the Fund's activities. The Fund reserves the right to establish a reserve for taxes which present uncertainty as to whether they will be assessed, although it currently does not do so. If the Fund establishes such a reserve but is not ultimately subject to these taxes, shareholders who redeemed or sold their shares while the reserve was in place will effectively bear the tax and may not benefit from the later release, if any, of the reserve. Conversely, if the Fund does not establish such a reserve but ultimately is subject to the tax, shareholders who redeemed or sold their shares prior to the tax being withheld, reserved or paid will have effectively avoided the tax. Investors should note that such provision, if any, may be excessive or inadequate to meet actual tax liabilities (which could include interest and penalties) on the Fund's investments. Any taxes imposed in connection with the Fund's activities will be borne by the Fund. As a result, investors may be advantaged or disadvantaged depending on the final rules of the relevant tax authorities.

**Capital Controls Risk.** Economic conditions, such as volatile currency exchange rates and interest rates, political events and other conditions may, without prior warning, lead to intervention by government actors and the imposition of "capital controls." Capital controls include the prohibition of, or restrictions on, the ability to transfer currency, securities or other assets. Levies may be placed on profits repatriated by foreign entities (such as the Fund). Although the RMB is not presently freely convertible, rather it is subject to the approval of the State Administration of Foreign Exchange ("SAFE") and other relevant authorities, repatriations by RQFIIs or through the Stock Connect Programs are currently permitted daily and Chinese authorities have indicated their plans to move to a fully freely convertible RMB. There is no assurance, however, that repatriation restrictions will not be (re-)imposed in the future.

## Fund Summary

### KraneShares MSCI All China Health Care Index ETF

**Hong Kong Risk.** The economy of Hong Kong has few natural resources and any fluctuation or shortage in the commodity markets could have a significant adverse effect on the Hong Kong economy. Hong Kong is also heavily dependent on international trade and finance. Additionally, the continuation and success of the current political, economic, legal and social policies of Hong Kong is dependent on and subject to the control of the Chinese government. China may change its policies regarding Hong Kong at any time. Any such change may adversely affect market conditions and the performance of Chinese and Hong Kong issuers and, thus, the value of securities in the Fund's portfolio.

**Stock Connect Program Risk.** The Stock Connect Programs are subject to daily and aggregate quota limitations, and an investor cannot purchase and sell the same security on the same trading day, which may restrict the Fund's ability to invest in A-Shares through the Programs and to enter into or exit trades on a timely basis. The Shanghai and Shenzhen markets may be open at a time when the participating exchanges located outside of mainland China are not active, with the result that prices of A-Shares may fluctuate at times when the Fund is unable to add to or exit its positions. Only certain China A-Shares are eligible to be accessed through the Stock Connect Programs. Such securities may lose their eligibility at any time, in which case they could be sold but could no longer be purchased through the Stock Connect Programs. Because the Stock Connect Programs are still evolving, the actual effect on the market for trading A-Shares with the introduction of large numbers of foreign investors is still relatively unknown. Further, regulations or restrictions, such as limitations on redemptions or suspension of trading, may adversely impact the program. There is no guarantee that the participating exchanges will continue to support the Stock Connect Programs in the future.

Investments in China A-Shares may not be covered by the securities investor protection programs of either exchange and, without the protection of such programs, will be subject to the risk of default by the broker. Because of the way in which China A-Shares are held in the Stock Connect Programs, the Fund may not be able to exercise the rights of a shareholder and may be limited in its ability to pursue claims against the issuer of a security, and may suffer losses in the event the depository of the Chinese exchange becomes insolvent.

**B-Shares Risk.** The China B-Share market is generally smaller, less liquid and has a smaller issuer base than the China A-Share market. The issuers that compose the B-Share market include a broad range of companies, including companies with large, medium and small capitalizations. Further, the B-Shares market may behave very differently from other portions of the Chinese equity markets, and there may be little to no correlation between the performance of the two.

**H-Shares Risk.** H-Shares are foreign securities which, in addition to the risks described herein, are subject to the risk that the Hong Kong stock market may behave very differently from the mainland Chinese stock market. There may be little to no correlation between the performance of the Hong Kong stock market and the mainland Chinese stock market.

**N-Shares Risk.** N-Shares are securities of companies with business operations in mainland China and listed on an American stock exchange, such as the NYSE or NASDAQ. Because companies issuing N-Shares have business operations in China, they are subject to certain political and economic risks in China. The American stock market may behave very differently from the mainland Chinese stock market, and there may be little to no correlation between the performance of the two.

**P-Chip Companies Risk.** P-Chip companies are often run by the private sector and have a majority of their business operations in mainland China. P-Chip shares are traded in Hong Kong dollars on the Hong Kong Stock Exchange, and may also be traded by foreigners. Because they

## Fund Summary

### KraneShares MSCI All China Health Care Index ETF

are traded on the Hong Kong Stock Exchange, P-Chips are also subject to risks similar to those associated with investments in H Shares. They are also subject to risks affecting their jurisdiction of incorporation, including any legal or tax changes.

**Red Chip Companies Risk.** Red Chip companies are controlled, either directly or indirectly, by the central, provincial or municipal governments of the PRC. Red Chip shares are traded in Hong Kong dollars on the Hong Kong Stock Exchange and may also be traded by foreigners. Because Red Chip companies are controlled by various PRC governmental authorities, investing in Red Chips involves risks that political changes, social instability, regulatory uncertainty, adverse diplomatic developments, asset expropriation or nationalization, or confiscatory taxation could adversely affect the performance of Red Chip companies. Red Chip companies may be less efficiently run and less profitable than other companies.

**S-Chip Companies Risk.** The Fund may invest in shares of companies with business operations in mainland China and listed on the Singapore Exchange ("S-Chips"). S-Chip shares are issued by companies incorporated anywhere, but many are registered in Singapore, the British Virgin Islands, the Cayman Islands, or Bermuda. They are subject to risks affecting their jurisdiction of incorporation, including any legal or tax changes. S-Chip companies may or may not be owned at least in part by a Chinese central, provincial or municipal government and be subject to the types of risks that come with such ownership described herein. There may be little or no correlation between the performance of the Singapore stock market and the mainland Chinese stock market.

**Concentration Risk.** The Fund's assets are expected to be concentrated in an industry or group of industries to the extent that the Underlying Index concentrates in a particular industry or group of industries. The securities of companies in an industry or group of industries could react similarly to market developments. Thus, the Fund is subject to loss due to adverse occurrences that affect one industry or group of industries or sector. While the Fund's sector and industry exposure is expected to vary over time based on the composition of the Underlying Index, the Fund is currently subject to the principal risks described below.

**Healthcare Sector Risk.** The profitability of companies in the healthcare sector may be affected by government regulations and government healthcare programs, government reimbursement for medical expenses, increases or decreases in the cost of medical products and services, limited product lines, increased emphasis on the delivery of healthcare through outpatient services and product liability claims. Many healthcare companies are heavily dependent on patent protection, which may be time consuming and costly, and the expiration of a company's patent may adversely affect that company's profitability. Healthcare companies are subject to competitive forces that may result in pricing pressure, including price discounting, and may be thinly capitalized and susceptible to product obsolescence. Many new products in the healthcare sector require significant research and development and may be subject to regulatory approvals, which may be time consuming and costly and with no guarantee that the product will come to market.

**Equity Securities Risk.** The values of equity securities are subject to factors such as market fluctuations, changes in interest rates and perceived trends in stock prices. Equity securities may be more volatile than other asset classes and are generally subordinate in rank to debt and other securities of the same issuer.

**Emerging Markets Risk.** The Fund's investments in emerging markets are subject to greater risk of loss than investments in developed markets. This is due to, among other things, greater market volatility, greater risk of asset seizures and capital controls, lower trading volume, political and

## Fund Summary

### KraneShares MSCI All China Health Care Index ETF

economic instability, greater risk of market shutdown, and more governmental limitations on foreign investments than typically found in developed markets. The economies of emerging markets, and China in particular, may be heavily reliant upon international trade and may suffer disproportionately if international trading declines or is disrupted.

**Foreign Securities Risk.** Investments in securities of non-U.S. issuers may be less liquid than investments in U.S. issuers, may have less governmental regulation and oversight, and are typically subject to different investor protection standards than U.S. issuers. Investments in non-U.S. securities entail the risk of loss due to foreign currency fluctuations and political or economic instability. Foreign market trading hours, clearance and settlement procedures, and holiday schedules may limit the Fund's ability to buy and sell securities. These factors could result in a loss to the Fund.

**Geographic Focus Risk.** The Fund's investments are expected to be focused in a particular country, countries, or region to the same extent as the Underlying Index and therefore the Fund may be susceptible to adverse market, political, regulatory, and geographic events affecting that country, countries or region. Such geographic focus also may subject the Fund to a higher degree of volatility than a more geographically diversified fund.

**Currency Risk.** The Fund's net asset value ("NAV") is determined on the basis of the U.S. dollar, therefore, the Fund may lose value if the local currency of a foreign market depreciates against the U.S. dollar, even if the local currency value of the Fund's holdings goes up. Currency exchange rates can be very volatile and can change quickly and unpredictably, which may adversely affect the Fund. The Fund may also be subject to delays in converting or transferring U.S. dollars to foreign currencies for the purpose of purchasing portfolio investments. This may hinder the Fund's performance, including because any delay could result in the Fund missing an investment opportunity and purchasing securities at a higher price than originally intended, or incurring cash drag.

**Non-Diversified Fund Risk.** Because the Fund is non-diversified and may invest a greater portion of its assets in fewer issuers than a diversified fund, changes in the market value of a single portfolio holding could cause greater fluctuations in the Fund's share price than would occur in a diversified fund. This may increase the Fund's volatility and cause the performance of a single portfolio holding or a relatively small number of portfolio holdings to have a greater impact on the Fund's performance.

**ETF Risk.** As an ETF, the Fund is subject to the following risks:

**Authorized Participants Concentration Risk.** The Fund has a limited number of financial institutions that may act as Authorized Participants. To the extent they exit the business or are otherwise unable to proceed in creation and redemption transactions with the Fund and no other Authorized Participant is able to step forward to create or redeem, shares of the Fund may be more likely to trade at a premium or discount to NAV and possibly face trading halts or delisting. Authorized Participant concentration risk may be heightened for exchange-traded funds ("ETFs"), such as the Fund, that invest in securities issued by non-U.S. issuers or other securities or instruments that have lower trading volumes.

**Cash Transactions Risk.** Like other ETFs, the Fund sells and redeems its shares only in large blocks called Creation Units and only to "Authorized Participants." Unlike many other ETFs, however, the Fund expects to effect its creations and redemptions at least partially or fully for cash, rather than in-kind securities. Thus, an investment in the Fund may be less tax-efficient than an investment in other ETFs as the Fund may recognize a capital gain that it could have avoided by making redemptions in-kind. As a result, the Fund may pay out higher capital gains distributions than ETFs that redeem

## Fund Summary

### KraneShares MSCI All China Health Care Index ETF

in-kind. Further, paying redemption proceeds in cash rather than through in-kind delivery of portfolio securities may require the Fund to dispose of or sell portfolio investments to obtain the cash needed to distribute redemption proceeds at an inopportune time.

**International Closed Market Trading Risk.** To the extent the Fund's investments trade in markets that are closed when the Fund and Exchange are open, there are likely to be deviations between current pricing of an underlying security and the prices at which the underlying securities are valued for purposes of the Fund's NAV. As a result, Shares may appear to trade at a significant discount or premium to NAV greater than those incurred by other ETFs. In addition, shareholders may not be able to purchase or redeem their shares of the Fund, or purchase or sell shares of the Fund on the Exchange, on days when the NAV of the Fund could be significantly affected by events in the relevant non-U.S. markets.

**Premium/Discount Risk.** There may be times when the market price of the Fund's shares is more than the NAV intra-day (at a premium) or less than the NAV intra-day (at a discount). As a result, shareholders of the Fund may pay more than NAV when purchasing shares and receive less than NAV when selling Fund shares. This risk is heightened in times of market volatility or periods of steep market declines. In such market conditions, market or stop loss orders to sell Fund shares may be executed at prices well below NAV.

**Secondary Market Trading Risk.** Investors buying or selling shares in the secondary market will normally pay brokerage commissions, which are often a fixed amount and may be a significant proportional cost for investors buying or selling relatively small amounts of shares. Secondary market trading is subject to bid-ask spreads and trading in Fund shares may be halted by the Exchange because of market conditions or other reasons. If a trading halt occurs, a shareholder may temporarily be unable to purchase or sell shares of the Fund. In addition, although the Fund's shares are listed on the Exchange, there can be no assurance that an active trading market for shares will develop or be maintained or that the Fund's shares will continue to be listed.

**Liquidity Risk.** The Fund's investments are subject to liquidity risk, which exists when an investment is or becomes difficult or impossible to purchase or sell at an advantageous time and price. If a transaction is particularly large or if the relevant market is or becomes illiquid, it may not be possible to initiate a transaction or liquidate a position, which may cause the Fund to suffer significant losses and difficulties in meeting redemptions. Liquidity risk may be the result of, among other things, market turmoil, the reduced number and capacity of traditional market participants, or the lack of an active trading market. Markets for securities or financial instruments could be disrupted by a number of events, including, but not limited to, an economic crisis, natural disasters, new legislation or regulatory changes inside or outside the U.S. Liquid investments may become less liquid after being purchased by the Fund, particularly during periods of market stress. In addition, if a number of securities held by the Fund stop trading, it may have a cascading effect and cause the Fund to halt trading. Volatility in market prices will increase the risk of the Fund being subject to a trading halt. Certain countries in which the Fund may invest may be subject to extended settlement delays and/or foreign holidays, during which the Fund will unlikely be able to convert holdings to cash.

**Mid-Capitalization Company Risk.** Investing in the securities of medium capitalization companies involves greater risk and the possibility of greater price volatility than investing in larger capitalization companies. Since medium-sized companies may have limited operating histories, product lines and financial resources, the securities of these companies may be less liquid and more volatile. They may also be sensitive to (expected) changes in interest rates and earnings.

## Fund Summary

### KraneShares MSCI All China Health Care Index ETF

**Large Capitalization Company Risk.** Large capitalization companies may be unable to respond quickly to new competitive challenges and attain the high growth rate of successful smaller companies, especially during extended periods of economic expansion. As such, returns on investments in stocks of large capitalization companies could trail the returns on investments in stocks of small and mid capitalization companies.

**Passive Investment Risk.** There is no guarantee that the Underlying Index will create the desired exposure and the Fund is not actively managed. It does not seek to “beat” the Underlying Index or take temporary defensive positions when markets decline. Therefore, the Fund may purchase or hold securities with current or projected underperformance.

**Management Risk.** The Fund may not fully replicate the Underlying Index and may hold less than the total number of securities in the Underlying Index. Therefore, the Fund is subject to the risk that the Adviser’s security selection process may not produce the intended results.

**Tracking Error Risk.** The Fund’s return may not match or achieve a high degree of correlation with the return of the Underlying Index. This may be due to, among other factors, the Fund holding cash under certain circumstances in lieu of Underlying Index securities, such as when the Fund is subject to delays converting U.S. dollars into a foreign currency to purchase foreign securities and unable to invest in certain constituents of the Underlying Index due to regulatory constraints, trading suspensions, and legal restrictions imposed by foreign governments. To the extent that the Fund employs a representative sampling strategy or calculates its NAV based on fair value prices and the value of the Underlying Index is based on securities’ closing prices on local foreign markets, the Fund’s ability to track the Underlying Index may be adversely affected.

**Market Risk.** The values of the Fund’s holdings could decline generally or could underperform other investments. In addition, there is a risk that policy changes by the U.S. Government, Federal Reserve, and/or other government actors could cause volatility in global financial markets and negative sentiment, which could have a negative impact on the Fund and could result in losses. Geopolitical and other risks, including environmental and public health risks may add to instability in world economies and markets generally. Changes in value may be temporary or may last for extended periods. Further, the Fund is susceptible to the risk that certain investments may be difficult or impossible to sell at a favorable time or price. Market developments may also cause the Fund’s investments to become less liquid and subject to erratic price movements.

**High Portfolio Turnover Risk.** The Fund may incur high portfolio turnover rates, which may increase the Fund’s brokerage commission costs and negatively impact the Fund’s performance. Such portfolio turnover also may generate net short-term capital gains.

**Valuation Risk.** Independent market quotations for certain investments held by the Fund may not be readily available, and such investments may be fair valued or valued by a pricing service at an evaluated price. These valuations involve subjectivity and different market participants may assign different prices to the same investment. As a result, there is a risk that the Fund may not be able to sell an investment at the price assigned to the investment by the Fund. In addition, the securities in which the Fund invests may trade on days that the Fund does not price its shares; as a result, the value of Fund shares may change on days when investors cannot purchase or sell their Fund holdings.

**Tax Risk.** In order to qualify for the favorable tax treatment available to regulated investment companies, the Fund must satisfy certain income, asset diversification and distribution requirements each year. The Fund’s investments in issuers whose control persons are not certain creates a risk



## Fund Summary

### KraneShares MSCI All China Health Care Index ETF

that tax authorities may retrospectively deem the Fund to have failed the asset diversification requirements. If the Fund were to fail the favorable tax treatment requirements, it would be taxed in the same manner as an ordinary corporation, which would adversely affect its performance.

**Depository Receipts Risk.** The Fund may hold the securities of foreign companies in the form of depository receipts, including American Depository Receipts and Global Depository Receipts. Investing in depository receipts entails the risks associated with foreign investments, such as fluctuations in foreign currency exchange rates and political and economic risks distinct from those associated with investing in the securities of U.S. issuers. In addition, the value of the securities underlying the depository receipts may change materially when the U.S. markets are not open for trading, which will affect the value of the depository receipts.

**Derivatives Risk.** The use of derivatives (including swaps, futures, forwards, structured notes and options) may involve leverage, which includes risks that are different from, and greater than, the risks associated with investing directly in a reference asset, because a small investment in a derivative can result in a large impact on the Fund and may cause the Fund to be more volatile. Derivatives may at times be highly illiquid, and the Fund may not be able to close out or sell a derivative at a particular time or at an anticipated price. Derivatives can be difficult to value and valuation may be more difficult in times of market turmoil. There may be imperfect correlation between the derivative and that of the reference asset, resulting in unexpected returns that could materially adversely affect the Fund. Certain derivatives (such as swaps and options) are bi-lateral agreements that expose the Fund to counterparty risk, which is the risk of loss in the event that the counterparty to an agreement fails to make required payments or otherwise comply with the terms of derivative. In that case, the Fund may suffer losses potentially equal to, or greater than, the full value of the derivative if the counterparty fails to perform its obligations. That risk is generally thought to be greater with over-the-counter (OTC) derivatives than with derivatives that are exchange traded or centrally cleared. Counterparty risks are compounded by the fact that there are only a limited number of ways available to invest in certain reference assets and, therefore, there may be few counterparties to swaps or options based on those reference assets. Many derivatives are subject to segregation requirements that require the Fund to segregate the market or notional value of the derivatives, which could impede the portfolio management of the Fund.

**IPO Risk.** Securities issued in IPOs have no trading history, and information about the companies may be available for very limited periods. In addition, the prices of securities sold in IPOs may be highly volatile. At any particular time or from time to time, the Fund may not be able to invest in securities issued in IPOs, or invest to the extent desired, because, for example, only a small portion (if any) of the securities being offered in an IPO may be available to the Fund. In addition, as the Fund increases in size, the impact of IPOs on the Fund's performance will generally decrease

**Investments in Investment Companies Risk.** The Fund may invest in other investment companies, including those that are advised, sponsored or otherwise serviced by Krane and/or its affiliates. The Fund will indirectly be exposed to the risks of investments by such funds and will incur its pro rata share of the underlying fund's expenses. Additionally, investments in ETFs are subject to ETF Risk. Krane is subject to conflicts of interest in allocating Fund assets to investment companies that are advised, sponsored or otherwise serviced by Krane and/or its affiliates. To the extent that the Fund invests in investment companies or other pooled investment vehicles that are not registered pursuant to the 1940 Act, including foreign investment companies, it will not enjoy the protections of the U.S. law.



Fund Summary

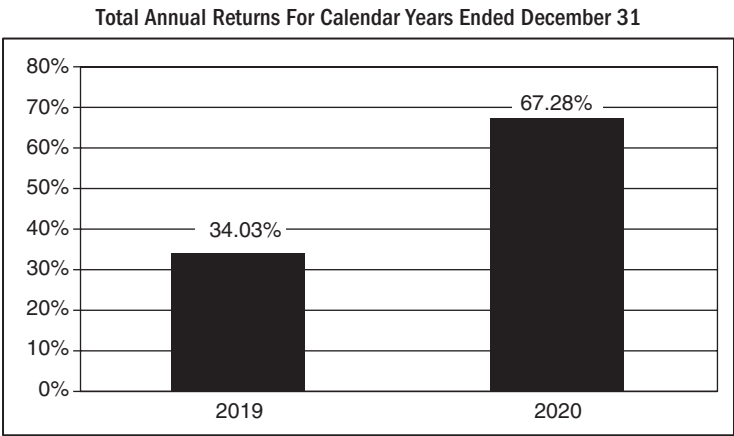
KraneShares MSCI All China Health Care Index ETF

**Securities Lending Risk.** To the extent the Fund lends its securities, it may be subject to the following risks: (1) the securities in which the collateral is invested may not perform sufficiently to cover the applicable rebate rates paid to borrowers and related administrative costs; (2) delays may occur in the recovery of securities from borrowers, which could interfere with the Fund’s ability to vote proxies or to settle transactions; and (3) although borrowers of the Fund’s securities typically provide collateral in the form of cash that is reinvested in securities, there is the risk of possible loss of rights in the collateral should the borrower fail financially.

**Cash and Cash Equivalents Risk.** The Fund may hold cash or cash equivalents. Generally, such positions offer less potential for gain than other investments. This is particularly true when the market for other investments in which the Fund may invest is rapidly rising. If the Fund holds cash uninvested it will be subject to the credit risk of the depositing institution holding the cash.

Performance Information

The following bar chart and table illustrate the variability of the Fund’s returns and indicate the risks of investing in the Fund by showing how the Fund’s average annual total returns compare with those of a broad measure of market performance. All returns include the reinvestment of dividends and distributions. As always, please note that the Fund’s past performance (before and after taxes) is not necessarily an indication of how it will perform in the future. Updated performance information is available at no cost by visiting [www.kraneshares.com](http://www.kraneshares.com).



As of June 30, 2021, the Fund’s calendar year-to-date total return was 17.20%.

Best and Worst Quarter Returns (for the period reflected in the bar chart above)

	Return	Quarter Ended/Year
Highest Return .....	33.43%	6/30/2020
Lowest Return .....	-8.70%	6/30/2019

Fund Summary

KraneShares MSCI All China Health Care Index ETF

Average Annual Total Returns for the periods ended December 31, 2020

KraneShares MSCI All China Health Care Index ETF	1 year	Since Inception (1-31-2018)
Return Before Taxes . . . . .	67.28%	16.70%
Return After Taxes on Distributions. . . . .	67.28%	16.66%
Return After Taxes on Distributions and Sale of Fund Shares. . . . .	39.83%	13.14%
S&P 500 Index (Reflects no deduction for fees, expenses or taxes) . . . . .	18.40%	12.44%
MSCI China All Shares Health Care 10/40 Index . . . . .	68.94%	17.35%

Average annual total returns are shown on a before- and after-tax basis for the Fund. After-tax returns for the Fund are calculated using the historical highest individual federal marginal income tax rates and do not reflect the impact of state and local taxes. Actual after-tax returns depend on an investor's tax situation and may differ from those shown. After-tax returns shown are not relevant to investors who hold shares through tax-deferred arrangements, such as 401(k) plans or individual retirement plans.

## Fund Summary

### KraneShares MSCI All China Health Care Index ETF

#### Management

##### Investment Adviser

Krane Funds Advisors, LLC serves as the investment adviser to the Fund.

##### Portfolio Managers

James Maund, Head of Capital Markets at the Adviser, has served as the lead portfolio manager of the Fund since January 2020. Jonathan Shelon, Chief Operating Officer of the Adviser, also serves as a portfolio manager of the Fund. Mr. Shelon supports Mr. Maund and Krane's investment team for the Fund and has been a portfolio manager of the Fund since 2018.

##### Purchase and Sale of Fund Shares

Shares may be purchased and redeemed from the Fund only in "Creation Units" of 50,000 shares, or multiples thereof. As a practical matter, only institutions and large investors, such as market makers or other large broker-dealers, purchase or redeem Creation Units. Most investors will buy and sell shares of the Fund on the Exchange. Individual shares can be bought and sold throughout the trading day like other publicly traded securities through a broker-dealer on the Exchange. These transactions do not involve the Fund. The price of an individual Fund share is based on market prices, which may be different from its NAV. As a result, the Fund's shares may trade at a price greater than the NAV (at a premium) or less than the NAV (at a discount). An investor may incur costs attributable to the difference between the highest price a buyer is willing to pay to purchase shares of the Fund (bid) and the lowest price a seller is willing to accept for shares of the Fund (ask) when buying or selling shares in the secondary market (the "bid-ask spread"). Most investors will incur customary brokerage commissions and charges when buying or selling shares of the Fund through a broker-dealer.

Recent information regarding the Fund, including its NAV, market price, premiums and discounts, and bid ask spreads, are available on the Fund's website at [www.kraneshares.com](http://www.kraneshares.com).

##### Tax Information

Fund distributions are generally taxable as ordinary income, qualified dividend income or capital gains (or a combination), unless your investment is in an IRA or other tax-advantaged retirement account, which may be taxable upon withdrawal.

##### Payments to Broker-Dealers and Other Financial Intermediaries

If you purchase Fund shares through a broker-dealer or other financial intermediary (such as a bank), the Fund and its related companies may pay the intermediary for the sale of Fund shares and related services. These payments may create a conflict of interest by influencing the broker-dealer or other intermediary and your sales person to recommend the Fund over another investment. Ask your sales person or visit your financial intermediary's website for more information.

Fund Summary

KraneShares MSCI All China Index ETF

Investment Objective

The KraneShares MSCI All China Index ETF (the “Fund”) seeks to provide investment results that, before fees and expenses, correspond to the price and yield performance of a specific foreign equity securities index. The Fund’s current index is the MSCI China All Shares Index (the “Underlying Index”).

Fees and Expenses of the Fund

The following table describes the fees and expenses you may pay if you buy, hold and sell shares of the Fund. You may pay other fees, such as brokerage commissions and other fees to financial intermediaries, which are not reflected in the tables and examples below.

Shareholder Fees (fees paid directly from your investment)	None
Annual Fund Operating Expenses	
(expenses that you pay each year as a percentage of the value of your investment)	
Management Fees	0.68%
Distribution and/or Service (12b-1) Fees*	0.00%
Other Expenses	0.01%
Total Annual Fund Operating Expenses	0.69%
Fee Waivers**	-0.20%
Total Annual Fund Operating Expenses After Fee Waivers.	0.49%

\* Pursuant to a Distribution Plan, the Fund may bear a Rule 12b-1 fee not to exceed 0.25% per year of the Fund’s average daily net assets. However, no such fee is currently paid by the Fund, and the Board of Trustees has not currently approved the commencement of any payments under the Distribution Plan.

\*\* The Fund’s investment adviser, Krane Funds Advisors, LLC (“Krane” or “Adviser”), has contractually agreed to waive its management fee by 0.20% of the Fund’s average daily net assets and its management fee in the amount of any acquired fund fees and expenses incurred by the Fund that are attributable to the Fund’s investment in the KraneShares Boserá MSCI China A Share ETF (“Fee Waivers”). The Fee Waivers will continue until August 1, 2022, and may only be terminated prior thereto by the Board.

Example

This Example is intended to help you compare the cost of investing in the Fund with the cost of investing in other funds. The Example assumes that you invest \$10,000 in the Fund for the time periods indicated. The Example also assumes that your investment has a 5% return each year and that the Fund’s operating expenses remain the same, except that it reflects the Fee Waivers for the period described above. Although your actual costs may be higher or lower, based on these assumptions, whether you do or do not sell your shares, your costs would be:

1 Year	3 Years	5 Years	10 Years
\$50	\$201	\$364	\$840

Portfolio Turnover

The Fund pays transaction costs, such as commissions, when it buys and sells securities (or “turns over” its portfolio). A higher portfolio turnover rate may indicate higher transaction costs and may result in higher taxes when Fund shares are held in a taxable account. These costs, which are not reflected in the Annual Fund Operating Expenses or in the Example, affect the Fund’s performance. During the most recent fiscal year, the Fund’s portfolio turnover rate was 45% of the average value of its portfolio. This rate excludes the value of portfolio securities received or delivered as a result of in-kind creations or redemptions of the Fund’s shares.

## Fund Summary

### KraneShares MSCI All China Index ETF

#### Principal Investment Strategies

Under normal circumstances, the Fund will invest at least 80% of its total assets in components of the Underlying Index, in depositary receipts, including American depositary receipts ("ADRs"), representing such components, and investment companies (such as the KraneShares Bosera MSCI China A Share ETF ("KBA")) that seek to track the performance of a subset of the Underlying Index or of an index highly correlated to a portion of the Underlying Index. The Underlying Index is a free float adjusted market capitalization weighted index designed to measure the performance of Chinese exchange-listed equity securities. The securities eligible for inclusion in the Underlying Index include all types of publicly issued shares of Chinese issuers, such as A-Shares, B-Shares, H-Shares, P-Chips and Red Chips, which are described below. The issuers included in the Underlying Index may include mid-cap and large-cap companies.

Currently, the Fund plans to achieve its investment objective, in part, by investing a portion of its assets in KBA. KBA seeks to provide investment results that, before fees and expenses, correspond to the price and yield performance of an index that is highly correlated to a portion of the Underlying Index.

To determine the investable universe of Chinese equity securities for the Underlying Index, the index provider, MSCI, Inc. ("Index Provider"), applies investability screens to individual securities based on the MSCI Global Investable Market Indexes Methodology, along with MSCI's investability and minimum size criteria for emerging markets. Underlying Index constituents are weighted by the security's free-float adjusted market capitalization, as calculated based on MSCI's Foreign Inclusion Factor ("FIF") and subject to Foreign Ownership Limits ("FOLs"). The FIF of a security is defined as the proportion of shares outstanding that is available for investment in the public equity markets by foreign investors. For China A-Shares, an FIF of 100% is applied to their free-float adjusted market capitalization for calculating their final weight in the Underlying Index. The FOL of a security is defined as the proportion of share capital of the security that is available for purchase to foreign investors.

The Fund may invest up to 20% of its assets in instruments that are not included in the Underlying Index, but that Krane believes will help the Fund track the Underlying Index. These investments may include equity securities and depositary receipts of issuers whose securities are not constituents of the Underlying Index, derivative instruments (including swaps, futures, forwards, structured notes and options), other investment companies (including exchange traded funds or "ETFs") and cash or cash equivalents (including money market funds). The other investment companies in which the Fund may invest may be advised, sponsored or otherwise serviced by Krane and/or its affiliates.

The following China-related securities may be included in the Underlying Index and/or represent investments of the Fund:

- *China A-Shares*, which are shares of companies incorporated in mainland China that are traded on the Chinese exchanges and denominated in domestic renminbi. China A-Shares are primarily purchased and sold in the domestic Chinese market. To the extent the Fund invests in China A-Shares, it expects to do so through the trading and clearing facilities of a participating exchange located outside of mainland China ("Stock Connect Programs"). A Renminbi Qualified Foreign Institutional Investor ("RQFII") or Qualified Foreign Institutional Investor ("QFII") license may also be acquired to invest directly in China A-Shares.

## Fund Summary

### KraneShares MSCI All China Index ETF

- *China B-Shares*, which are shares of companies listed on the Shanghai or Shenzhen Stock Exchange but quoted and traded in foreign currencies (such as Hong Kong Dollars or U.S. Dollars), which were primarily created for trading by foreign investors.
- *China H-Shares*, which are shares of companies incorporated in mainland China and listed on the Hong Kong Stock Exchange (“H-Shares”), where they are traded in Hong Kong dollars and may be traded by foreign investors.
- *China N-Shares*, which are shares of companies with business operations in mainland China and listed on an American stock exchange, such as NYSE or NASDAQ (“N-Shares”).
- *P-Chips*, which are shares of private sector companies with a majority of their business operations in mainland China and controlling private Chinese shareholders, which are incorporated outside of mainland China and traded on the Hong Kong Stock Exchange in Hong Kong dollars.
- *Red Chips*, which are shares of companies with a majority of their business operations in mainland China and controlled by the central, provincial or municipal governments of the PRC, whose shares are traded on the Hong Kong Stock Exchange in Hong Kong dollars.
- *S-Chips*, which are shares of companies with business operations in mainland China and listed on the Singapore Exchange. S-Chip shares may be issued by companies incorporated anywhere, but many are registered in Singapore, the British Virgin Islands, the Cayman Islands, or Bermuda.

Although the Fund reserves the right to replicate (or hold all constituents of) the Underlying Index, the Fund expects to use representative sampling to track the Underlying Index. “Representative sampling” is a strategy that involves investing in a representative sample of securities that collectively have an investment profile similar to the Underlying Index.

As of May 31, 2021, the Underlying Index included 789 securities of companies with a market capitalization range of approximately \$310.3 million to \$459.1 billion and an average market capitalization of approximately \$6.4 billion.

To the extent the Underlying Index is concentrated in a particular industry, the Fund is expected to be concentrated in that industry. As of May 31, 2021, issuers in the Consumer Discretionary sector (23.8%) and Financials sector (15.8%) represented significant portions of the Underlying Index. The Underlying Index is rebalanced quarterly.

The Fund may engage in securities lending.

### Principal Risks

As with all ETFs, a shareholder of the Fund is subject to the risk that his or her investment could lose money. The Fund may not achieve its investment objective and an investment in the Fund is not by itself a complete or balanced investment program. An investment in the Fund is not a deposit with a bank and is not insured or guaranteed by the Federal Deposit Insurance Corporation or any other government agency. An investment in the Fund involves the risk of total loss. In addition to these risks, the Fund (and the underlying funds in which the Fund may invest, as appropriate, which will also affect the Fund) is subject to a number of additional principal risks that may affect the value of its shares, including:

**China Risk.** The Chinese economy is generally considered an emerging market and can be significantly affected by economic and political conditions in China and surrounding Asian countries. China may be subject to considerable degrees of economic, political and social instability. In addition,

## Fund Summary

### KraneShares MSCI All China Index ETF

the Chinese economy is export-driven and highly reliant on trading with key partners. A downturn in the economies of China's primary trading partners could slow or eliminate the growth of the Chinese economy and adversely impact the Fund's investments. The Chinese government strictly regulates the payment of foreign currency denominated obligations and sets monetary policy. The Chinese government may introduce new laws and regulations that could have an adverse effect on the Fund. Although China has begun the process of privatizing certain sectors of its economy, privatized entities may lose money and/or be re-nationalized.

In the Chinese securities markets, a small number of issuers may represent a large portion of the entire market. The Chinese securities markets are subject to more frequent trading halts, low trading volume and price volatility. Recent developments in relations between the United States and China have heightened concerns of increased tariffs and restrictions on trade between the two countries. An increase in tariffs or trade restrictions, or even the threat of such developments, could lead to a significant reduction in international trade, which could have a negative impact on China's export industry and a commensurately negative impact on the Fund.

In recent years, Chinese entities have incurred significant levels of debt and Chinese financial institutions currently hold relatively large amounts of non-performing debt. Thus, there exists a possibility that widespread defaults could occur, which could trigger a financial crisis, freeze Chinese debt and finance markets and make Chinese securities illiquid.

In addition, trade relations between the U.S. and China have recently been strained. Worsening trade relations between the two countries could adversely impact the Fund, particularly to the extent that the Chinese government restricts foreign investments in on-shore Chinese companies or the U.S. government restricts investments by U.S. investors in China. Worsening trade relations may also result in market volatility and volatility in the price of Fund shares.

Disclosure and regulatory standards in emerging market countries, such as China, are in many respects less stringent than U.S. standards. There is substantially less publicly available information about Chinese issuers than there is about U.S. issuers.

**A-Shares Risk.** A-Shares are issued by companies incorporated in mainland China and are traded on Chinese exchanges. Investments in A-Shares are made available to domestic Chinese investors and certain foreign investors, including those who have been approved as a QFII or a RQFII and through the Stock Connect Programs, which currently include the Shanghai-Hong Kong Stock Connect, Shenzhen-Hong Kong Stock Connect, Shanghai-London Stock Connect, and China-Japan Stock Connect. Investments by foreign investors in A-Shares are subject to various restrictions, regulations and limits. The Fund currently intends to gain exposure to A-Shares through the Stock Connect Programs or through the Underlying Fund. The Fund may also gain exposure to A-Shares by investing in investments that provide exposure to A-Shares, such as other investment companies, or Krane may acquire a QFII or RQFII license to invest in A-Shares for the Fund. Investments in A-Shares are heavily regulated and the recoupment and repatriation of assets invested in A-Shares is subject to restrictions by the Chinese government. A-Shares may be subject to frequent and widespread trading halts and may become illiquid. This could cause volatility in the Fund's share price and subject the Fund to a greater risk of trading halts.

**Custody Risks.** In accordance with Chinese regulations and the terms of a QFII or RQFII license, as applicable, and insofar as Krane acquires a QFII or RQFII license, A-Shares will be held in the joint names of the Fund and Krane. While Krane may not use such an account for any purpose other than for maintaining the Fund's assets, the Fund's assets may not be as well protected as they

## Fund Summary

### KraneShares MSCI All China Index ETF

would be if it were possible for them to be registered and held solely in the name of the Fund. There is a risk that creditors of Krane may assert that the securities are owned by Krane and that regulatory actions taken against Krane may affect the Fund. The risk is particularly acute in the case of cash deposited with a People's Republic of China ("PRC") sub-custodian ("PRC Custodian") because it may not be segregated, and it may be treated as a debt owing from the PRC Custodian to the Fund as a depositor. Thus, in the event of a PRC Custodian bankruptcy, liquidation, or similar event, the Fund may face difficulties and/or encounter delays in recovering its cash.

**Tax Risk.** Per a circular (Caishui [2014] 79), the Fund is temporarily exempt from the Chinese tax on capital gains on trading in A-Shares as a QFII or RQFII or the Shanghai Stock Exchange through the Shanghai-Hong Kong Stock Connect as of November 17, 2014, and the Shenzhen Stock Exchange through the Shenzhen-Hong Kong Stock Connect as of December 5, 2016. There is no indication as to how long the temporary exemption will remain in effect. Accordingly, the Fund may be subject to such taxes in the future. In addition, there is uncertainty as to the application and implementation of China's value added tax to the Fund's activities. The Fund reserves the right to establish a reserve for taxes which present uncertainty as to whether they will be assessed, although it currently does not do so. If the Fund establishes such a reserve but is not ultimately subject to these taxes, shareholders who redeemed or sold their shares while the reserve was in place will effectively bear the tax and may not benefit from the later release, if any, of the reserve. Conversely, if the Fund does not establish such a reserve but ultimately is subject to the tax, shareholders who redeemed or sold their shares prior to the tax being withheld, reserved or paid will have effectively avoided the tax. Investors should note that such provision, if any, may be excessive or inadequate to meet actual tax liabilities (which could include interest and penalties) on the Fund's investments. Any taxes imposed in connection with the Fund's activities will be borne by the Fund. As a result, investors may be advantaged or disadvantaged depending on the final rules of the relevant tax authorities.

**Capital Controls Risk.** Economic conditions, such as volatile currency exchange rates and interest rates, political events and other conditions may, without prior warning, lead to intervention by government actors and the imposition of "capital controls." Capital controls include the prohibition of, or restrictions on, the ability to transfer currency, securities or other assets. Levies may be placed on profits repatriated by foreign entities (such as the Fund). Although the RMB is not presently freely convertible, rather it is subject to the approval of the State Administration of Foreign Exchange ("SAFE") and other relevant authorities, repatriations by RQFIIs or through the Stock Connect Programs are currently permitted daily and Chinese authorities have indicated their plans to move to a fully freely convertible RMB. There is no assurance, however, that repatriation restrictions will not be (re-)imposed in the future.

**Hong Kong Risk.** The economy of Hong Kong has few natural resources and any fluctuation or shortage in the commodity markets could have a significant adverse effect on the Hong Kong economy. Hong Kong is also heavily dependent on international trade and finance. Additionally, the continuation and success of the current political, economic, legal and social policies of Hong Kong is dependent on and subject to the control of the Chinese government. China may change its policies regarding Hong Kong at any time. Any such change may adversely affect market conditions and the performance of Chinese and Hong Kong issuers and, thus, the value of securities in the Fund's portfolio.

**Stock Connect Program Risk.** The Stock Connect Programs are subject to daily and aggregate quota limitations, and an investor cannot purchase and sell the same security on the same trading day, which may restrict the Fund's ability to invest in A-Shares through the Programs and to enter into



## Fund Summary

### KraneShares MSCI All China Index ETF

or exit trades on a timely basis. The Shanghai and Shenzhen markets may be open at a time when the participating exchanges located outside of mainland China are not active, with the result that prices of A-Shares may fluctuate at times when the Fund is unable to add to or exit its positions. Only certain China A-Shares are eligible to be accessed through the Stock Connect Programs. Such securities may lose their eligibility at any time, in which case they could be sold but could no longer be purchased through the Stock Connect Programs. Because the Stock Connect Programs are still evolving, the actual effect on the market for trading A-Shares with the introduction of large numbers of foreign investors is still relatively unknown. Further, regulations or restrictions, such as limitations on redemptions or suspension of trading, may adversely impact the program. There is no guarantee that the participating exchanges will continue to support the Stock Connect Programs in the future.

Investments in China A-Shares may not be covered by the securities investor protection programs of either exchange and, without the protection of such programs, will be subject to the risk of default by the broker. Because of the way in which China A-Shares are held in the Stock Connect Programs, the Fund may not be able to exercise the rights of a shareholder and may be limited in its ability to pursue claims against the issuer of a security, and may suffer losses in the event the depository of the Chinese exchange becomes insolvent.

**B-Shares Risk.** The China B-Share market is generally smaller, less liquid and has a smaller issuer base than the China A-Share market. The issuers that compose the B-Share market include a broad range of companies, including companies with large, medium and small capitalizations. Further, the B-Shares market may behave very differently from other portions of the Chinese equity markets, and there may be little to no correlation between the performance of the two.

**H-Shares Risk.** H-Shares are foreign securities which, in addition to the risks described herein, are subject to the risk that the Hong Kong stock market may behave very differently from the mainland Chinese stock market. There may be little to no correlation between the performance of the Hong Kong stock market and the mainland Chinese stock market.

**N-Shares Risk.** N-Shares are securities of companies with business operations in mainland China and listed on an American stock exchange, such as the NYSE or NASDAQ. Because companies issuing N-Shares have business operations in China, they are subject to certain political and economic risks in China. The American stock market may behave very differently from the mainland Chinese stock market, and there may be little to no correlation between the performance of the two.

**P-Chip Companies Risk.** P-Chip companies are often run by the private sector and have a majority of their business operations in mainland China. P-Chip shares are traded in Hong Kong dollars on the Hong Kong Stock Exchange, and may also be traded by foreigners. Because they are traded on the Hong Kong Stock Exchange, P-Chips are also subject to risks similar to those associated with investments in H Shares. They are also subject to risks affecting their jurisdiction of incorporation, including any legal or tax changes.

**Red Chip Companies Risk.** Red Chip companies are controlled, either directly or indirectly, by the central, provincial or municipal governments of the PRC. Red Chip shares are traded in Hong Kong dollars on the Hong Kong Stock Exchange and may also be traded by foreigners. Because Red Chip companies are controlled by various PRC governmental authorities, investing in Red Chips involves risks that political changes, social instability, regulatory uncertainty, adverse diplomatic developments, asset expropriation or nationalization, or confiscatory taxation could adversely affect the performance of Red Chip companies. Red Chip companies may be less efficiently run and less profitable than other companies.

## Fund Summary

### KraneShares MSCI All China Index ETF

**S-Chip Companies Risk.** The Fund may invest in shares of companies with business operations in mainland China and listed on the Singapore Exchange ("S-Chips"). S-Chip shares are issued by companies incorporated anywhere, but many are registered in Singapore, the British Virgin Islands, the Cayman Islands, or Bermuda. They are subject to risks affecting their jurisdiction of incorporation, including any legal or tax changes. S-Chip companies may or may not be owned at least in part by a Chinese central, provincial or municipal government and be subject to the types of risks that come with such ownership described herein. There may be little or no correlation between the performance of the Singapore stock market and the mainland Chinese stock market.

**Equity Securities Risk.** The values of equity securities are subject to factors such as market fluctuations, changes in interest rates and perceived trends in stock prices. Equity securities may be more volatile than other asset classes and are generally subordinate in rank to debt and other securities of the same issuer.

**Emerging Markets Risk.** The Fund's investments in emerging markets are subject to greater risk of loss than investments in developed markets. This is due to, among other things, greater market volatility, greater risk of asset seizures and capital controls, lower trading volume, political and economic instability, greater risk of market shutdown, and more governmental limitations on foreign investments than typically found in developed markets. The economies of emerging markets, and China in particular, may be heavily reliant upon international trade and may suffer disproportionately if international trading declines or is disrupted.

**Foreign Securities Risk.** Investments in securities of non-U.S. issuers may be less liquid than investments in U.S. issuers, may have less governmental regulation and oversight, and are typically subject to different investor protection standards than U.S. issuers. Investments in non-U.S. securities entail the risk of loss due to foreign currency fluctuations and political or economic instability. Foreign market trading hours, clearance and settlement procedures, and holiday schedules may limit the Fund's ability to buy and sell securities. These factors could result in a loss to the Fund.

**Geographic Focus Risk.** The Fund's investments are expected to be focused in a particular country, countries, or region to the same extent as the Underlying Index and therefore the Fund may be susceptible to adverse market, political, regulatory, and geographic events affecting that country, countries or region. Such geographic focus also may subject the Fund to a higher degree of volatility than a more geographically diversified fund.

**Currency Risk.** The Fund's net asset value ("NAV") is determined on the basis of the U.S. dollar, therefore, the Fund may lose value if the local currency of a foreign market depreciates against the U.S. dollar, even if the local currency value of the Fund's holdings goes up. Currency exchange rates can be very volatile and can change quickly and unpredictably, which may adversely affect the Fund. The Fund may also be subject to delays in converting or transferring U.S. dollars to foreign currencies for the purpose of purchasing portfolio investments. This may hinder the Fund's performance, including because any delay could result in the Fund missing an investment opportunity and purchasing securities at a higher price than originally intended, or incurring cash drag.

**Concentration Risk.** The Fund's assets are expected to be concentrated in an industry or group of industries to the extent that the Underlying Index concentrates in a particular industry or group of industries. The securities of companies in an industry or group of industries could react similarly to market developments. Thus, the Fund is subject to loss due to adverse occurrences that affect one

## Fund Summary

### KraneShares MSCI All China Index ETF

industry or group of industries or sector While the Fund's sector and industry exposure is expected to vary over time based on the composition of the Underlying Index, the Fund is currently subject to the principal risks described below.

**Consumer Discretionary Sector Risk.** The success of consumer product manufacturers and retailers is tied closely to the performance of the overall domestic and international economy, interest rates, competition and consumer confidence. Success depends heavily on disposable household income and consumer spending. Changes in demographics and consumer tastes can also affect the demand for, and success of, consumer products in the marketplace.

**Financials Sector Risk.** The performance of companies in the financials sector may be adversely impacted by many factors, including, among others, government regulations, economic conditions, credit rating downgrades, changes in interest rates, and decreased liquidity in credit markets. This sector has experienced significant losses in the recent past, and the impact of more stringent capital requirements and of recent or future regulation on any individual financial company or on the sector as a whole cannot be predicted.

**ETF Risk.** As an ETF, the Fund is subject to the following risks:

**Authorized Participants Concentration Risk.** The Fund has a limited number of financial institutions that may act as Authorized Participants. To the extent they exit the business or are otherwise unable to proceed in creation and redemption transactions with the Fund and no other Authorized Participant is able to step forward to create or redeem, shares of the Fund may be more likely to trade at a premium or discount to NAV and possibly face trading halts or delisting. Authorized Participant concentration risk may be heightened for exchange-traded funds ("ETFs"), such as the Fund, that invest in securities issued by non-U.S. issuers or other securities or instruments that have lower trading volumes.

**Cash Transactions Risk.** Like other ETFs, the Fund sells and redeems its shares only in large blocks called Creation Units and only to "Authorized Participants." Unlike many other ETFs, however, the Fund expects to effect its creations and redemptions at least partially or fully for cash, rather than in-kind securities. Thus, an investment in the Fund may be less tax-efficient than an investment in other ETFs as the Fund may recognize a capital gain that it could have avoided by making redemptions in-kind. As a result, the Fund may pay out higher capital gains distributions than ETFs that redeem in-kind. Further, paying redemption proceeds in cash rather than through in-kind delivery of portfolio securities may require the Fund to dispose of or sell portfolio investments to obtain the cash needed to distribute redemption proceeds at an inopportune time.

**International Closed Market Trading Risk.** To the extent the Fund's investments trade in markets that are closed when the Fund and Exchange are open, there are likely to be deviations between current pricing of an underlying security and the prices at which the underlying securities are valued for purposes of the Fund's NAV. As a result, Shares may appear to trade at a significant discount or premium to NAV greater than those incurred by other ETFs. In addition, shareholders may not be able to purchase or redeem their shares of the Fund, or purchase or sell shares of the Fund on the Exchange, on days when the NAV of the Fund could be significantly affected by events in the relevant non-U.S. markets.

**Premium/Discount Risk.** There may be times when the market price of the Fund's shares is more than the NAV intra-day (at a premium) or less than the NAV intra-day (at a discount). As a result, shareholders of the Fund may pay more than NAV when purchasing shares and receive less

## Fund Summary

### KraneShares MSCI All China Index ETF

than NAV when selling Fund shares. This risk is heightened in times of market volatility or periods of steep market declines. In such market conditions, market or stop loss orders to sell Fund shares may be executed at prices well below NAV.

**Secondary Market Trading Risk.** Investors buying or selling shares in the secondary market will normally pay brokerage commissions, which are often a fixed amount and may be a significant proportional cost for investors buying or selling relatively small amounts of shares. Secondary market trading is subject to bid-ask spreads and trading in Fund shares may be halted by the Exchange because of market conditions or other reasons. If a trading halt occurs, a shareholder may temporarily be unable to purchase or sell shares of the Fund. In addition, although the Fund's shares are listed on the Exchange, there can be no assurance that an active trading market for shares will develop or be maintained or that the Fund's shares will continue to be listed.

**Small Fund Risk.** The Fund is small and does not yet have a significant number of shares outstanding. Small funds are at greater risk than larger funds of wider bid-ask spreads for its shares, trading at a greater premium or discount to NAV, liquidation and/or a stop to trading.

**Liquidity Risk.** The Fund's investments are subject to liquidity risk, which exists when an investment is or becomes difficult or impossible to purchase or sell at an advantageous time and price. If a transaction is particularly large or if the relevant market is or becomes illiquid, it may not be possible to initiate a transaction or liquidate a position, which may cause the Fund to suffer significant losses and difficulties in meeting redemptions. Liquidity risk may be the result of, among other things, market turmoil, the reduced number and capacity of traditional market participants, or the lack of an active trading market. Markets for securities or financial instruments could be disrupted by a number of events, including, but not limited to, an economic crisis, natural disasters, new legislation or regulatory changes inside or outside the U.S. Liquid investments may become less liquid after being purchased by the Fund, particularly during periods of market stress. In addition, if a number of securities held by the Fund stop trading, it may have a cascading effect and cause the Fund to halt trading. Volatility in market prices will increase the risk of the Fund being subject to a trading halt. Certain countries in which the Fund may invest may be subject to extended settlement delays and/or foreign holidays, during which the Fund will unlikely be able to convert holdings to cash.

**Mid-Capitalization Company Risk.** Investing in the securities of medium capitalization companies involves greater risk and the possibility of greater price volatility than investing in larger capitalization companies. Since medium-sized companies may have limited operating histories, product lines and financial resources, the securities of these companies may be less liquid and more volatile. They may also be sensitive to (expected) changes in interest rates and earnings.

**Large Capitalization Company Risk.** Large capitalization companies may be unable to respond quickly to new competitive challenges and attain the high growth rate of successful smaller companies, especially during extended periods of economic expansion. As such, returns on investments in stocks of large capitalization companies could trail the returns on investments in stocks of small and mid capitalization companies.

**Passive Investment Risk.** There is no guarantee that the Underlying Index will create the desired exposure and the Fund is not actively managed. It does not seek to "beat" the Underlying Index or take temporary defensive positions when markets decline. Therefore, the Fund may purchase or hold securities with current or projected underperformance.

## Fund Summary

### KraneShares MSCI All China Index ETF

**Management Risk.** The Fund may not fully replicate the Underlying Index and may hold less than the total number of securities in the Underlying Index. Therefore, the Fund is subject to the risk that the Adviser's security selection process may not produce the intended results.

**Tracking Error Risk.** The Fund's return may not match or achieve a high degree of correlation with the return of the Underlying Index. This may be due to, among other factors, the Fund holding cash under certain circumstances in lieu of Underlying Index securities, such as when the Fund is subject to delays converting U.S. dollars into a foreign currency to purchase foreign securities and unable to invest in certain constituents of the Underlying Index due to regulatory constraints, trading suspensions, and legal restrictions imposed by foreign governments. To the extent that the Fund employs a representative sampling strategy or calculates its NAV based on fair value prices and the value of the Underlying Index is based on securities' closing prices on local foreign markets, the Fund's ability to track the Underlying Index may be adversely affected.

**Market Risk.** The values of the Fund's holdings could decline generally or could underperform other investments. In addition, there is a risk that policy changes by the U.S. Government, Federal Reserve, and/or other government actors could cause volatility in global financial markets and negative sentiment, which could have a negative impact on the Fund and could result in losses. Geopolitical and other risks, including environmental and public health risks may add to instability in world economies and markets generally. Changes in value may be temporary or may last for extended periods. Further, the Fund is susceptible to the risk that certain investments may be difficult or impossible to sell at a favorable time or price. Market developments may also cause the Fund's investments to become less liquid and subject to erratic price movements.

**Valuation Risk.** Independent market quotations for certain investments held by the Fund may not be readily available, and such investments may be fair valued or valued by a pricing service at an evaluated price. These valuations involve subjectivity and different market participants may assign different prices to the same investment. As a result, there is a risk that the Fund may not be able to sell an investment at the price assigned to the investment by the Fund. In addition, the securities in which the Fund invests may trade on days that the Fund does not price its shares; as a result, the value of Fund shares may change on days when investors cannot purchase or sell their Fund holdings.

**Tax Risk.** In order to qualify for the favorable tax treatment available to regulated investment companies, the Fund must satisfy certain income, asset diversification and distribution requirements each year. The Fund's investments in issuers whose control persons are not certain creates a risk that tax authorities may retrospectively deem the Fund to have failed the asset diversification requirements. If the Fund were to fail the favorable tax treatment requirements, it would be taxed in the same manner as an ordinary corporation, which would adversely affect its performance.

**Depository Receipts Risk.** The Fund may hold the securities of foreign companies in the form of depository receipts, including American Depositary Receipts and Global Depositary Receipts. Investing in depository receipts entails the risks associated with foreign investments, such as fluctuations in foreign currency exchange rates and political and economic risks distinct from those associated with investing in the securities of U.S. issuers. In addition, the value of the securities underlying the depository receipts may change materially when the U.S. markets are not open for trading, which will affect the value of the depository receipts.

## Fund Summary

### KraneShares MSCI All China Index ETF

**Derivatives Risk.** The use of derivatives (including swaps, futures, forwards, structured notes and options) may involve leverage, which includes risks that are different from, and greater than, the risks associated with investing directly in a reference asset, because a small investment in a derivative can result in a large impact on the Fund and may cause the Fund to be more volatile. Derivatives may at times be highly illiquid, and the Fund may not be able to close out or sell a derivative at a particular time or at an anticipated price. Derivatives can be difficult to value and valuation may be more difficult in times of market turmoil. There may be imperfect correlation between the derivative and that of the reference asset, resulting in unexpected returns that could materially adversely affect the Fund. Certain derivatives (such as swaps and options) are bi-lateral agreements that expose the Fund to counterparty risk, which is the risk of loss in the event that the counterparty to an agreement fails to make required payments or otherwise comply with the terms of derivative. In that case, the Fund may suffer losses potentially equal to, or greater than, the full value of the derivative if the counterparty fails to perform its obligations. That risk is generally thought to be greater with over-the-counter (OTC) derivatives than with derivatives that are exchange traded or centrally cleared. Counterparty risks are compounded by the fact that there are only a limited number of ways available to invest in certain reference assets and, therefore, there may be few counterparties to swaps or options based on those reference assets. Many derivatives are subject to segregation requirements that require the Fund to segregate the market or notional value of the derivatives, which could impede the portfolio management of the Fund.

**IPO Risk.** Securities issued in IPOs have no trading history, and information about the companies may be available for very limited periods. In addition, the prices of securities sold in IPOs may be highly volatile. At any particular time or from time to time, the Fund may not be able to invest in securities issued in IPOs, or invest to the extent desired, because, for example, only a small portion (if any) of the securities being offered in an IPO may be available to the Fund. In addition, as the Fund increases in size, the impact of IPOs on the Fund's performance will generally decrease.

**Investments in Investment Companies Risk.** The Fund may invest in other investment companies, including those that are advised, sponsored or otherwise serviced by Krane and/or its affiliates. The Fund will indirectly be exposed to the risks of investments by such funds and will incur its pro rata share of the underlying fund's expenses. Additionally, investments in ETFs are subject to ETF Risk. Krane is subject to conflicts of interest in allocating Fund assets to investment companies that are advised, sponsored or otherwise serviced by Krane and/or its affiliates. To the extent that the Fund invests in investment companies or other pooled investment vehicles that are not registered pursuant to the 1940 Act, including foreign investment companies, it will not enjoy the protections of the U.S. law.

**Securities Lending Risk.** To the extent the Fund lends its securities, it may be subject to the following risks: (1) the securities in which the collateral is invested may not perform sufficiently to cover the applicable rebate rates paid to borrowers and related administrative costs; (2) delays may occur in the recovery of securities from borrowers, which could interfere with the Fund's ability to vote proxies or to settle transactions; and (3) although borrowers of the Fund's securities typically provide collateral in the form of cash that is reinvested in securities, there is the risk of possible loss of rights in the collateral should the borrower fail financially.

**Cash and Cash Equivalents Risk.** The Fund may hold cash or cash equivalents. Generally, such positions offer less potential for gain than other investments. This is particularly true when the market for other investments in which the Fund may invest is rapidly rising. If the Fund holds cash uninvested it will be subject to the credit risk of the depositing institution holding the cash.

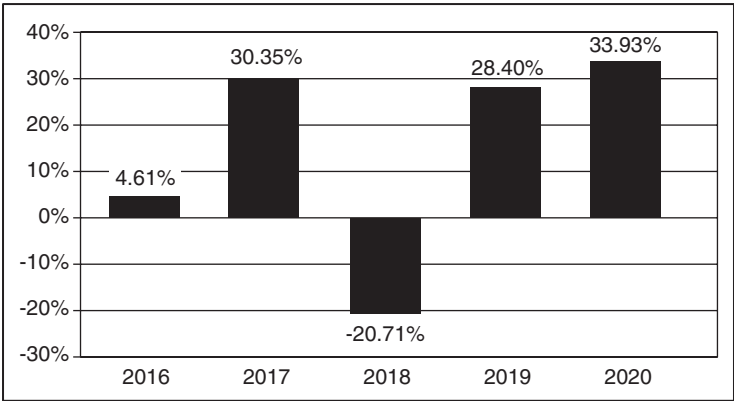
Fund Summary

KraneShares MSCI All China Index ETF

Performance Information

The following bar chart and table illustrate the variability of the Fund's returns and indicate the risks of investing in the Fund by showing how the Fund's average annual total returns compare with those of a broad measure of market performance. All returns include the reinvestment of dividends and distributions. As always, please note that the Fund's past performance (before and after taxes) is not necessarily an indication of how it will perform in the future. In addition: (a) prior to December 1, 2015, a sub-adviser was responsible for day to day portfolio management of the Fund; and (b) prior to August 1, 2018, the Fund sought to provide results that, before fees and expenses, corresponded to the price and yield performance of the FTSE Emerging incl China Overseas non-R/ QFII GDP Weighted Index. Updated performance information is available at no cost by visiting [www.kraneshares.com](http://www.kraneshares.com).

Total Annual Returns For Calendar Years Ended December 31



As of June 30, 2021, the Fund's calendar year-to-date total return was 1.81%.

Best and Worst Quarter Returns (for the period reflected in the bar chart above)

	Return	Quarter Ended/Year
Highest Return . . . . .	22.50%	3/31/2019
Lowest Return . . . . .	-11.15%	12/31/2018

Average Annual Total Returns for the periods ended December 31, 2020

KraneShares MSCI All China Index ETF	1 year	5 year	Since Inception (2-12-2015)
Return Before Taxes . . . . .	33.93%	13.21%	8.40%
Return After Taxes on Distributions. . . . .	33.75%	12.62%	7.82%
Return After Taxes on Distributions and Sale of Fund Shares. . . . .	20.45%	10.44%	6.50%
S&P 500 Index (Reflects no deduction for fees, expenses or taxes)	18.40%	15.22%	12.72%
Hybrid KALL Index (Net) (Reflects no deduction for fees or expenses)* . . . . .	33.41%	13.06%	8.85%

\* The Hybrid KALL Index (net) consists of the FTSE Emerging incl. China Overseas non-R/QFII GDP Weighted Index from the inception of the Fund through July 31, 2018, and the MSCI China All Shares Index (net) going forward. The MSCI China All Shares Index (net) reflects the reinvestment of any cash distributions after deduction of any withholding tax using the maximum rate applicable to non-resident institutional investors who do not benefit from double taxation treaties.

## Fund Summary

### KraneShares MSCI All China Index ETF

Average annual total returns are shown on a before- and after-tax basis for the Fund. After-tax returns for the Fund are calculated using the historical highest individual federal marginal income tax rates and do not reflect the impact of state and local taxes. Actual after-tax returns depend on an investor's tax situation and may differ from those shown. After-tax returns shown are not relevant to investors who hold shares through tax-deferred arrangements, such as 401(k) plans or individual retirement plans.

#### Management

##### Investment Adviser

Krane Funds Advisors, LLC serves as the investment adviser to the Fund.

##### Portfolio Managers

James Maund, Head of Capital Markets at the Adviser, has served as the lead portfolio manager of the Fund since January 2020. Jonathan Shelon, Chief Operating Officer of the Adviser, also serves as a portfolio manager of the Fund. Mr. Shelon supports Mr. Maund and Krane's investment team for the Fund and has been a portfolio manager of the Fund since 2018.

#### Purchase and Sale of Fund Shares

Shares may be purchased and redeemed from the Fund only in "Creation Units" of 50,000 shares, or multiples thereof. As a practical matter, only institutions and large investors, such as market makers or other large broker-dealers, purchase or redeem Creation Units. Most investors will buy and sell shares of the Fund on the Exchange. Individual shares can be bought and sold throughout the trading day like other publicly traded securities through a broker-dealer on the Exchange. These transactions do not involve the Fund. The price of an individual Fund share is based on market prices, which may be different from its NAV. As a result, the Fund's shares may trade at a price greater than the NAV (at a premium) or less than the NAV (at a discount). An investor may incur costs attributable to the difference between the highest price a buyer is willing to pay to purchase shares of the Fund (bid) and the lowest price a seller is willing to accept for shares of the Fund (ask) when buying or selling shares in the secondary market (the "bid-ask spread"). Most investors will incur customary brokerage commissions and charges when buying or selling shares of the Fund through a broker-dealer.

Recent information regarding the Fund, including its NAV, market price, premiums and discounts, and bid ask spreads, are available on the Fund's website at [www.kraneshares.com](http://www.kraneshares.com).

#### Tax Information

Fund distributions are generally taxable as ordinary income, qualified dividend income or capital gains (or a combination), unless your investment is in an IRA or other tax-advantaged retirement account, which may be taxable upon withdrawal.

#### Payments to Broker-Dealers and Other Financial Intermediaries

If you purchase Fund shares through a broker-dealer or other financial intermediary (such as a bank), the Fund and its related companies may pay the intermediary for the sale of Fund shares and related services. These payments may create a conflict of interest by influencing the broker-dealer or other intermediary and your sales person to recommend the Fund over another investment. Ask your sales person or visit your financial intermediary's website for more information.



Fund Summary

KraneShares MSCI China A Hedged Index ETF

Investment Objective

The KraneShares MSCI China A Hedged Index ETF (the “Fund”) seeks to provide investment results that, before fees and expenses, track the price and yield performance of a specific equity securities index. The Fund’s current index is the MSCI China A 100% Hedged to USD Index (the “Underlying Index”).

Fees and Expenses of the Fund

The following table describes the fees and expenses you may pay if you buy, hold and sell shares of the Fund. You may pay other fees, such as brokerage commissions and other fees to financial intermediaries, which are not reflected in the tables and examples below.

Shareholder Fees (fees paid directly from your investment)	None
Annual Fund Operating Expenses	
(expenses that you pay each year as a percentage of the value of your investment)	
Management Fees	0.78%
Distribution and/or Service (12b-1) Fees*	0.00%
Other Expenses**	0.01%
Total Annual Fund Operating Expenses	0.79%

\* Pursuant to a Distribution Plan, the Fund may bear a Rule 12b-1 fee not to exceed 0.25% per year of the Fund’s average daily net assets. However, no such fee is currently paid by the Fund, and the Board of Trustees has not currently approved the commencement of any payments under the Distribution Plan.

\*\* Based on estimated amounts for the current fiscal year.

Example

This Example is intended to help you compare the cost of investing in the Fund with the cost of investing in other funds. The Example assumes that you invest \$10,000 in the Fund for the time periods indicated. The Example also assumes that your investment has a 5% return each year and that the Fund’s operating expenses remain the same. Although your actual costs may be higher or lower, based on these assumptions, whether you do or do not sell your shares, your costs would be:

1 Year	3 Years
\$81	\$252

Portfolio Turnover

The Fund pays transaction costs, such as commissions, when it buys and sells securities (or “turns over” its portfolio). A higher portfolio turnover rate may indicate higher transaction costs and may result in higher taxes when Fund shares are held in a taxable account. These costs, which are not reflected in the Annual Fund Operating Expenses or in the Example, affect the Fund’s performance. Because the Fund had not commenced investment operations as of the date of this prospectus, it does not have portfolio turnover information for the prior fiscal year to report.

Principal Investment Strategies

Under normal circumstances, the Fund will invest at least 80% of its total assets in components of the Underlying Index, depositary receipts, including American Depositary Receipts (“ADRs”), representing such components and investment companies (such as the KraneShares Boseru MSCI China A Share ETF (“KBA”)) that seek to track the performance of a subset of the Underlying Index or of an index highly correlated to a portion of the Underlying Index. The Underlying Index is designed

## Fund Summary

### KraneShares MSCI China A Hedged Index ETF

to measure the equity market performance of large- and mid-cap Chinese companies with renminbi (“RMB”)-denominated equity securities that are listed on the Shenzhen or Shanghai Stock Exchange (“A-Shares”) and accessible through the Shenzhen-Hong Kong Stock Connect or Shanghai-Hong Kong Stock Connect Programs. The Underlying Index is calculated using the offshore RMB exchange rate. Underlying Index constituents are weighted by the security’s free-float adjusted market capitalization calculated based on MSCI’s Foreign Inclusion Factor (“FIF”) and subject to Foreign Ownership Limits (“FOLs”). The FIF of a security is defined as the proportion of shares outstanding that is available for investment in the public equity markets by foreign investors. The FOL of a security is defined as the proportion of share capital of the security that is available for purchase to foreign investors.

The Underlying Index applies a published one-month currency forward rate to the Fund’s total RMB exposure to adjust the value of the RMB against the U.S. dollar. The Fund intends to enter into forward currency contracts or futures contracts to effectuate the hedging strategy embedded in the Underlying Index. Although the hedged nature of the Underlying Index is designed to minimize the impact of currency fluctuations on returns, it does not eliminate the Fund’s exposure to the RMB.

A-Shares are shares of companies incorporated in mainland China and traded on the Chinese exchanges. China A-Shares are primarily purchased and sold in the domestic Chinese market. Direct investments in China A-Shares are possible only through the trading and clearing facilities of a participating exchange located outside of mainland China (“Stock Connect Programs”) or a Renminbi Qualified Foreign Institutional Investor (“RQFII”) or Qualified Foreign Institutional Investor (“QFII”) license. Exposure to A-Shares can also be obtained indirectly by investing in funds that invest in A-Shares, such as KBA. KBA seeks to provide investment results that, before fees and expenses, correspond to the price and yield performance of an index that is highly correlated to the constituents of the Underlying Index, but is not hedged to reduce the impact of fluctuations in the relative value of the RMB against the U.S. dollar. Currently, the Fund plans to achieve its investment objective, principally by investing in China A-Shares through the Stock Connect Programs, but may gain exposure to A-Shares by investing in KBA or through a QFII or RQFII.

The Fund’s investment adviser, Krane Funds Advisors, LLC (“Krane” or “Adviser”), may invest up to 20% of its assets in investments that are not included in the Underlying Index, but which Krane believes will help the Fund track the Underlying Index. These investments may include equity securities and depositary receipts of issuers whose securities are not constituents of the Underlying Index, derivative instruments (including swaps, futures, forwards, structured notes and options), other investment companies (including exchange traded funds or “ETFs”) and cash or cash equivalents (including money market funds). The other investment companies in which the Fund may invest may be advised, sponsored or otherwise serviced by Krane and/or its affiliates.

In addition to China A-Shares, which are described above, the following China-related securities may be included in this 20% basket in addition to China A-Shares:

- *China B-Shares*, which are shares of companies listed on the Shanghai or Shenzhen Stock Exchange but quoted and traded in foreign currencies (such as Hong Kong Dollars or U.S. Dollars), which were primarily created for trading by foreign investors.
- *China H-Shares*, which are shares of companies incorporated in mainland China and listed on the Hong Kong Stock Exchange (“H-Shares”), where they are traded in Hong Kong dollars and may be traded by foreign investors.

## Fund Summary

### KraneShares MSCI China A Hedged Index ETF

- *China N-Shares*, which are shares of companies with business operations in mainland China and listed on an American stock exchange, such as NYSE or NASDAQ (“N-Shares”).
- *P-Chips*, which are shares of private sector companies with a majority of their business operations in mainland China and controlling private Chinese shareholders, which are incorporated outside of mainland China and traded on the Hong Kong Stock Exchange in Hong Kong dollars.
- *Red Chips*, which are shares of companies with a majority of their business operations in mainland China and controlled by the central, provincial or municipal governments of the PRC, whose shares are traded on the Hong Kong Stock Exchange in Hong Kong dollars.
- *S-Chips*, which are shares of companies with business operations in mainland China and listed on the Singapore Exchange. S-Chip shares are issued by companies incorporated anywhere, but many are registered in Singapore, the British Virgin Islands, the Cayman Islands, or Bermuda.

Although the Fund reserves the right to replicate (or hold all constituents of) the Underlying Index, the Fund expects to use a representative sampling strategy to track the Underlying Index. “Representative sampling” is a strategy that involves investing in a representative sample of securities that collectively have an investment profile similar to that of the Underlying Index.

As of May 31, 2021, the Underlying Index included 490 securities of companies with a market capitalization range of approximately \$592.5 million to \$131.2 billion and an average market capitalization of approximately \$4.3 billion. The Underlying Index is rebalanced quarterly.

The Fund is non-diversified. To the extent the Underlying Index is concentrated in a particular industry, the Fund is expected to be concentrated in that industry. As of May 31, 2021, issuers in the Financials sector (20.1%) represented a significant portion of the Underlying Index.

The Fund may engage in securities lending.

### Principal Risks

As with all ETFs, a shareholder of the Fund is subject to the risk that his or her investment could lose money. The Fund may not achieve its investment objective and an investment in the Fund is not by itself a complete or balanced investment program. An investment in the Fund is not a deposit with a bank and is not insured or guaranteed by the Federal Deposit Insurance Corporation or any other government agency. An investment in the Fund involves the risk of total loss. In addition to these risks, the Fund (and the underlying funds in which the Fund may invest, as appropriate, which will also affect the Fund) is subject to a number of additional risks that may affect the value of its shares, including:

**China Risk.** The Chinese economy is generally considered an emerging market and can be significantly affected by economic and political conditions in China and surrounding Asian countries. China may be subject to considerable degrees of economic, political and social instability. In addition, the Chinese economy is export-driven and highly reliant on trading with key partners. A downturn in the economies of China’s primary trading partners could slow or eliminate the growth of the Chinese economy and adversely impact the Fund’s investments. The Chinese government strictly regulates the payment of foreign currency denominated obligations and sets monetary policy. The Chinese government may introduce new laws and regulations that could have an adverse effect on the Fund. Although China has begun the process of privatizing certain sectors of its economy, privatized entities may lose money and/or be re-nationalized.

## Fund Summary

### KraneShares MSCI China A Hedged Index ETF

In the Chinese securities markets, a small number of issuers may represent a large portion of the entire market. The Chinese securities markets are subject to more frequent trading halts, low trading volume and price volatility. Recent developments in relations between the United States and China have heightened concerns of increased tariffs and restrictions on trade between the two countries. An increase in tariffs or trade restrictions, or even the threat of such developments, could lead to a significant reduction in international trade, which could have a negative impact on China's export industry and a commensurately negative impact on the Fund.

In recent years, Chinese entities have incurred significant levels of debt and Chinese financial institutions currently hold relatively large amounts of non-performing debt. Thus, there exists a possibility that widespread defaults could occur, which could trigger a financial crisis, freeze Chinese debt and finance markets and make Chinese securities illiquid.

In addition, trade relations between the U.S. and China have recently been strained. Worsening trade relations between the two countries could adversely impact the Fund, particularly to the extent that the Chinese government restricts foreign investments in on-shore Chinese companies or the U.S. government restricts investments by U.S. investors in China. Worsening trade relations may also result in market volatility and volatility in the price of Fund shares.

Disclosure and regulatory standards in emerging market countries, such as China, are in many respects less stringent than U.S. standards. There is substantially less publicly available information about Chinese issuers than there is about U.S. issuers.

**A-Shares Risk.** A-Shares are issued by companies incorporated in mainland China and are traded on Chinese exchanges. Investments in A-Shares are made available to domestic Chinese investors and certain foreign investors, including those who have been approved as a QFII or a RQFII and through the Stock Connect Programs, which currently include the Shanghai-Hong Kong Stock Connect, Shenzhen-Hong Kong Stock Connect, Shanghai-London Stock Connect, and China-Japan Stock Connect. Investments by foreign investors in A-Shares are subject to various restrictions, regulations and limits. The Fund currently intends to gain exposure to A-Shares through the Stock Connect Programs. The Fund may also gain exposure to A-Shares by investing in investments that provide exposure to A-Shares, such as other investment companies, including KBA, or Krane may acquire a QFII or RQFII license to invest in A-Shares for the Fund. Investments in A-Shares are heavily regulated and the recoupment and repatriation of assets invested in A-Shares is subject to restrictions by the Chinese government. A-Shares may be subject to frequent and widespread trading halts and may become illiquid. This could cause volatility in the Fund's share price and subject the Fund to a greater risk of trading halts.

**Custody Risks.** In accordance with Chinese regulations and the terms of a QFII or RQFII license, as applicable, and insofar as Krane acquires a QFII or RQFII license, A-Shares will be held in the joint names of the Fund and Krane. While Krane may not use such an account for any purpose other than for maintaining the Fund's assets, the Fund's assets may not be as well protected as they would be if it were possible for them to be registered and held solely in the name of the Fund. There is a risk that creditors of Krane may assert that the securities are owned by Krane and that regulatory actions taken against Krane may affect the Fund. The risk is particularly acute in the case of cash deposited with a People's Republic of China ("PRC") sub-custodian ("PRC Custodian") because it may not be segregated, and it may be treated as a debt owing from the PRC Custodian to the Fund as a depositor. Thus, in the event of a PRC Custodian bankruptcy, liquidation, or similar event, the Fund may face difficulties and/or encounter delays in recovering its cash.

## Fund Summary

### KraneShares MSCI China A Hedged Index ETF

**Tax Risk.** Per a circular (Caishui [2014] 79), the Fund is temporarily exempt from the Chinese tax on capital gains on trading in A-Shares as a QFII or RQFII or the Shanghai Stock Exchange through the Shanghai-Hong Kong Stock Connect as of November 17, 2014, and the Shenzhen Stock Exchange through the Shenzhen-Hong Kong Stock Connect as of December 5, 2016. There is no indication as to how long the temporary exemption will remain in effect. Accordingly, the Fund may be subject to such taxes in the future. In addition, there is uncertainty as to the application and implementation of China's value added tax to the Fund's activities. The Fund reserves the right to establish a reserve for taxes which present uncertainty as to whether they will be assessed, although it currently does not do so. If the Fund establishes such a reserve but is not ultimately subject to these taxes, shareholders who redeemed or sold their shares while the reserve was in place will effectively bear the tax and may not benefit from the later release, if any, of the reserve. Conversely, if the Fund does not establish such a reserve but ultimately is subject to the tax, shareholders who redeemed or sold their shares prior to the tax being withheld, reserved or paid will have effectively avoided the tax. Investors should note that such provision, if any, may be excessive or inadequate to meet actual tax liabilities (which could include interest and penalties) on the Fund's investments. Any taxes imposed in connection with the Fund's activities will be borne by the Fund. As a result, investors may be advantaged or disadvantaged depending on the final rules of the relevant tax authorities.

**Capital Controls Risk.** Economic conditions, such as volatile currency exchange rates and interest rates, political events and other conditions may, without prior warning, lead to intervention by government actors and the imposition of "capital controls." Capital controls include the prohibition of, or restrictions on, the ability to transfer currency, securities or other assets. Levies may be placed on profits repatriated by foreign entities (such as the Fund). Although the RMB is not presently freely convertible, rather it is subject to the approval of the State Administration of Foreign Exchange ("SAFE") and other relevant authorities, repatriations by RQFIIs or through the Stock Connect Programs are currently permitted daily and Chinese authorities have indicated their plans to move to a fully freely convertible RMB. There is no assurance, however, that repatriation restrictions will not be (re-)imposed in the future.

**Hong Kong Risk.** The economy of Hong Kong has few natural resources and any fluctuation or shortage in the commodity markets could have a significant adverse effect on the Hong Kong economy. Hong Kong is also heavily dependent on international trade and finance. Additionally, the continuation and success of the current political, economic, legal and social policies of Hong Kong is dependent on and subject to the control of the Chinese government. China may change its policies regarding Hong Kong at any time. Any such change may adversely affect market conditions and the performance of Chinese and Hong Kong issuers and, thus, the value of securities in the Fund's portfolio.

**Stock Connect Program Risk.** The Stock Connect Programs are subject to daily and aggregate quota limitations, and an investor cannot purchase and sell the same security on the same trading day, which may restrict the Fund's ability to invest in A-Shares through the Programs and to enter into or exit trades on a timely basis. The Shanghai and Shenzhen markets may be open at a time when the participating exchanges located outside of mainland China are not active, with the result that prices of A-Shares may fluctuate at times when the Fund is unable to add to or exit its positions. Only certain China A-Shares are eligible to be accessed through the Stock Connect Programs. Such securities may lose their eligibility at any time, in which case they could be sold but could no longer be purchased through the Stock Connect Programs. Because the Stock Connect Programs are still evolving, the actual effect on the market for trading A-Shares with the introduction of large numbers

## Fund Summary

### KraneShares MSCI China A Hedged Index ETF

of foreign investors is still relatively unknown. Further, regulations or restrictions, such as limitations on redemptions or suspension of trading, may adversely impact the program. There is no guarantee that the participating exchanges will continue to support the Stock Connect Programs in the future.

Investments in China A-Shares may not be covered by the securities investor protection programs of either exchange and, without the protection of such programs, will be subject to the risk of default by the broker. Because of the way in which China A-Shares are held in the Stock Connect Programs, the Fund may not be able to exercise the rights of a shareholder and may be limited in its ability to pursue claims against the issuer of a security, and may suffer losses in the event the depository of the Chinese exchange becomes insolvent.

**B-Shares Risk.** The China B-Share market is generally smaller, less liquid and has a smaller issuer base than the China A-Share market. The issuers that compose the B-Share market include a broad range of companies, including companies with large, medium and small capitalizations. Further, the B-Shares market may behave very differently from other portions of the Chinese equity markets, and there may be little to no correlation between the performance of the two.

**H-Shares Risk.** H-Shares are foreign securities which, in addition to the risks described herein, are subject to the risk that the Hong Kong stock market may behave very differently from the mainland Chinese stock market. There may be little to no correlation between the performance of the Hong Kong stock market and the mainland Chinese stock market.

**N-Shares Risk.** N-Shares are securities of companies with business operations in mainland China and listed on an American stock exchange, such as the NYSE or NASDAQ. Because companies issuing N-Shares have business operations in China, they are subject to certain political and economic risks in China. The American stock market may behave very differently from the mainland Chinese stock market, and there may be little to no correlation between the performance of the two.

**P-Chip Companies Risk.** P-Chip companies are often run by the private sector and have a majority of their business operations in mainland China. P-Chip shares are traded in Hong Kong dollars on the Hong Kong Stock Exchange, and may also be traded by foreigners. Because they are traded on the Hong Kong Stock Exchange, P-Chips are also subject to risks similar to those associated with investments in H Shares. They are also subject to risks affecting their jurisdiction of incorporation, including any legal or tax changes.

**Red Chip Companies Risk.** Red Chip companies are controlled, either directly or indirectly, by the central, provincial or municipal governments of the PRC. Red Chip shares are traded in Hong Kong dollars on the Hong Kong Stock Exchange and may also be traded by foreigners. Because Red Chip companies are controlled by various PRC governmental authorities, investing in Red Chips involves risks that political changes, social instability, regulatory uncertainty, adverse diplomatic developments, asset expropriation or nationalization, or confiscatory taxation could adversely affect the performance of Red Chip companies. Red Chip companies may be less efficiently run and less profitable than other companies.

**S-Chip Companies Risk.** The Fund may invest in shares of companies with business operations in mainland China and listed on the Singapore Exchange ("S-Chips"). S-Chip shares are issued by companies incorporated anywhere, but many are registered in Singapore, the British Virgin Islands, the Cayman Islands, or Bermuda. They are subject to risks affecting their jurisdiction of incorporation, including any legal or tax changes. S-Chip companies may or may not be owned at

## Fund Summary

### KraneShares MSCI China A Hedged Index ETF

least in part by a Chinese central, provincial or municipal government and be subject to the types of risks that come with such ownership described herein. There may be little or no correlation between the performance of the Singapore stock market and the mainland Chinese stock market.

**Hedging Risk.** The Fund's hedging strategies may not be successful, and even if they are successful, the Fund's exposure to RMB is not expected to be fully hedged at all times or over time. Investments in forward foreign currency contracts and futures contracts may not perfectly offset actual fluctuations in the exchange rate between RMB and the U.S. dollar, including because currency exchange rates are volatile. In addition, forward foreign currency contracts are over-the-counter contracts that depend on performance by a counterparty; if such counterparty fails to perform, the Fund may lose money. Hedging will cause the Fund to have lower performance when the RMB is rising in value than it would if it did not hedge its RMB exposure.

**Equity Securities Risk.** The values of equity securities are subject to factors such as market fluctuations, changes in interest rates and perceived trends in stock prices. Equity securities may be more volatile than other asset classes and are generally subordinate in rank to debt and other securities of the same issuer.

**Emerging Markets Risk.** The Fund's investments in emerging markets are subject to greater risk of loss than investments in developed markets. This is due to, among other things, greater market volatility, greater risk of asset seizures and capital controls, lower trading volume, political and economic instability, greater risk of market shutdown, and more governmental limitations on foreign investments than typically found in developed markets. The economies of emerging markets, and China in particular, may be heavily reliant upon international trade and may suffer disproportionately if international trading declines or is disrupted.

**Foreign Securities Risk.** Investments in securities of non-U.S. issuers may be less liquid than investments in U.S. issuers, may have less governmental regulation and oversight, and are typically subject to different investor protection standards than U.S. issuers. Investments in non-U.S. securities entail the risk of loss due to foreign currency fluctuations and political or economic instability. Foreign market trading hours, clearance and settlement procedures, and holiday schedules may limit the Fund's ability to buy and sell securities. These factors could result in a loss to the Fund.

**Geographic Focus Risk.** The Fund's investments are expected to be focused in a particular country, countries, or region to the same extent as the Underlying Index and therefore the Fund may be susceptible to adverse market, political, regulatory, and geographic events affecting that country, countries or region. Such geographic focus also may subject the Fund to a higher degree of volatility than a more geographically diversified fund.

**Currency Risk.** The Fund's net asset value ("NAV") is determined on the basis of the U.S. dollar. Therefore, to the extent its exposure to foreign currency is not hedged, the Fund may lose value if the local currency of a foreign market depreciates against the U.S. dollar, even if the local currency value of the Fund's holdings goes up. Currency exchange rates can be very volatile and can change quickly and unpredictably, which may adversely affect the Fund. The Fund may also be subject to delays in converting or transferring U.S. dollars to foreign currencies for the purpose of purchasing portfolio investments. This may hinder the Fund's performance, including because any delay could result in the Fund missing an investment opportunity and purchasing securities at a higher price than originally intended, or incurring cash drag.

## Fund Summary

### KraneShares MSCI China A Hedged Index ETF

**Non-Diversified Fund Risk.** Because the Fund is non-diversified and may invest a greater portion of its assets in fewer issuers than a diversified fund, changes in the market value of a single portfolio holding could cause greater fluctuations in the Fund's share price than would occur in a diversified fund. This may increase the Fund's volatility and cause the performance of a single portfolio holding or a relatively small number of portfolio holdings to have a greater impact on the Fund's performance.

**Concentration Risk.** The Fund's assets are expected to be concentrated in an industry or group of industries to the extent that the Underlying Index concentrates in a particular industry or group of industries. The securities of companies in an industry or group of industries could react similarly to market developments. Thus, the Fund is subject to loss due to adverse occurrences that affect one industry or group of industries or sector. While the Fund's sector and industry exposure is expected to vary over time based on the composition of the Underlying Index, the Fund is currently subject to the principal risks described below.

**Financials Sector Risk.** The performance of companies in the financials sector may be adversely impacted by many factors, including, among others, government regulations, economic conditions, credit rating downgrades, changes in interest rates, and decreased liquidity in credit markets. This sector has experienced significant losses in the recent past, and the impact of more stringent capital requirements and of recent or future regulation on any individual financial company or on the sector as a whole cannot be predicted.

**Derivatives Risk.** The use of derivatives (including swaps, futures, forwards, structured notes and options) may involve leverage, which includes risks that are different from, and greater than, the risks associated with investing directly in a reference asset, because a small investment in a derivative can result in a large impact on the Fund and may cause the Fund to be more volatile. Derivatives may at times be highly illiquid, and the Fund may not be able to close out or sell a derivative at a particular time or at an anticipated price. Derivatives can be difficult to value and valuation may be more difficult in times of market turmoil. There may be imperfect correlation between the derivative and that of the reference asset, resulting in unexpected returns that could materially adversely affect the Fund. Certain derivatives (such as swaps and options) are bi-lateral agreements that expose the Fund to counterparty risk, which is the risk of loss in the event that the counterparty to an agreement fails to make required payments or otherwise comply with the terms of derivative. In that case, the Fund may suffer losses potentially equal to, or greater than, the full value of the derivative if the counterparty fails to perform its obligations. That risk is generally thought to be greater with over-the-counter (OTC) derivatives than with derivatives that are exchange traded or centrally cleared. Counterparty risks are compounded by the fact that there are only a limited number of ways available to invest in certain reference assets and, therefore, there may be few counterparties to swaps or options based on those reference assets. Many derivatives are subject to segregation requirements that require the Fund to segregate the market or notional value of the derivatives, which could impede the portfolio management of the Fund.

**ETF Risk.** As an ETF, the Fund is subject to the following risks:

**Authorized Participants Concentration Risk.** The Fund has a limited number of financial institutions that may act as Authorized Participants. To the extent they exit the business or are otherwise unable to proceed in creation and redemption transactions with the Fund and no other Authorized Participant is able to step forward to create or redeem, shares of the Fund may be more likely to trade at a premium or discount to NAV and possibly face trading halts or delisting. Authorized



## Fund Summary

### KraneShares MSCI China A Hedged Index ETF

Participant concentration risk may be heightened for exchange-traded funds (“ETFs”), such as the Fund, that invest in securities issued by non-U.S. issuers or other securities or instruments that have lower trading volumes.

**Cash Transactions Risk.** Like other ETFs, the Fund sells and redeems its shares only in large blocks called Creation Units and only to “Authorized Participants.” Unlike many other ETFs, however, the Fund expects to effect its creations and redemptions at least partially or fully for cash, rather than in-kind securities. Thus, an investment in the Fund may be less tax-efficient than an investment in other ETFs as the Fund may recognize a capital gain that it could have avoided by making redemptions in-kind. As a result, the Fund may pay out higher capital gains distributions than ETFs that redeem in-kind. Further, paying redemption proceeds in cash rather than through in-kind delivery of portfolio securities may require the Fund to dispose of or sell portfolio investments to obtain the cash needed to distribute redemption proceeds at an inopportune time.

**International Closed Market Trading Risk.** To the extent the Fund’s investments trade in markets that are closed when the Fund and Exchange are open, there are likely to be deviations between current pricing of an underlying security and the prices at which the underlying securities are valued for purposes of the Fund’s NAV. As a result, Shares may appear to trade at a significant discount or premium to NAV greater than those incurred by other ETFs. In addition, shareholders may not be able to purchase or redeem their shares of the Fund, or purchase or sell shares of the Fund on the Exchange, on days when the NAV of the Fund could be significantly affected by events in the relevant non-U.S. markets.

**New Fund Risk.** If the Fund does not grow in size, it will be at greater risk than larger funds of wider bid-ask spreads for its shares, trading at a greater premium or discount to NAV, liquidation and/or a stop to trading.

**Premium/Discount Risk.** There may be times when the market price of the Fund’s shares is more than the NAV intra-day (at a premium) or less than the NAV intra-day (at a discount). As a result, shareholders of the Fund may pay more than NAV when purchasing shares and receive less than NAV when selling Fund shares. This risk is heightened in times of market volatility or periods of steep market declines. In such market conditions, market or stop loss orders to sell Fund shares may be executed at prices well below NAV.

**Secondary Market Trading Risk.** Investors buying or selling shares in the secondary market will normally pay brokerage commissions, which are often a fixed amount and may be a significant proportional cost for investors buying or selling relatively small amounts of shares. Secondary market trading is subject to bid-ask spreads and trading in Fund shares may be halted by the Exchange because of market conditions or other reasons. If a trading halt occurs, a shareholder may temporarily be unable to purchase or sell shares of the Fund. In addition, although the Fund’s shares are listed on the Exchange, there can be no assurance that an active trading market for shares will develop or be maintained or that the Fund’s shares will continue to be listed.

**Liquidity Risk.** The Fund’s investments are subject to liquidity risk, which exists when an investment is or becomes difficult or impossible to purchase or sell at an advantageous time and price. If a transaction is particularly large or if the relevant market is or becomes illiquid, it may not be possible to initiate a transaction or liquidate a position, which may cause the Fund to suffer significant losses and difficulties in meeting redemptions. Liquidity risk may be the result of, among other things, market turmoil, the reduced number and capacity of traditional market participants, or the lack of

## Fund Summary

### KraneShares MSCI China A Hedged Index ETF

an active trading market. Markets for securities or financial instruments could be disrupted by a number of events, including, but not limited to, an economic crisis, natural disasters, new legislation or regulatory changes inside or outside the U.S. Liquid investments may become less liquid after being purchased by the Fund, particularly during periods of market stress. In addition, if a number of securities held by the Fund stop trading, it may have a cascading effect and cause the Fund to halt trading. Volatility in market prices will increase the risk of the Fund being subject to a trading halt. Certain countries in which the Fund may invest may be subject to extended settlement delays and/or foreign holidays, during which the Fund will unlikely be able to convert holdings to cash.

**Mid-Capitalization Company Risk.** Investing in the securities of medium capitalization companies involves greater risk and the possibility of greater price volatility than investing in larger capitalization companies. Since medium-sized companies may have limited operating histories, product lines and financial resources, the securities of these companies may be less liquid and more volatile. They may also be sensitive to (expected) changes in interest rates and earnings.

**Large Capitalization Company Risk.** Large capitalization companies may be unable to respond quickly to new competitive challenges and attain the high growth rate of successful smaller companies, especially during extended periods of economic expansion. As such, returns on investments in stocks of large capitalization companies could trail the returns on investments in stocks of small and mid capitalization companies.

**Passive Investment Risk.** There is no guarantee that the Underlying Index will create the desired exposure and the Fund is not actively managed. It does not seek to “beat” the Underlying Index or take temporary defensive positions when markets decline. Therefore, the Fund may purchase or hold securities with current or projected underperformance.

**Management Risk.** The Fund may not fully replicate the Underlying Index and may hold less than the total number of securities in the Underlying Index. Therefore, the Fund is subject to the risk that Krane’s security selection process may not produce the intended results.

**Tracking Error Risk.** The Fund’s return may not match or achieve a high degree of correlation with the return of the Underlying Index. This may be due to, among other factors, the Fund holding cash under certain circumstances in lieu of Underlying Index securities, such as when the Fund is subject to delays converting U.S. dollars into a foreign currency to purchase foreign securities and unable to invest in certain constituents of the Underlying Index due to regulatory constraints, trading suspensions, and legal restrictions imposed by foreign governments. To the extent that the Fund employs a representative sampling strategy or calculates its NAV based on fair value prices and the value of the Underlying Index is based on securities’ closing prices on local foreign markets, the Fund’s ability to track the Underlying Index may be adversely affected.

**Market Risk.** The values of the Fund’s holdings could decline generally or could underperform other investments. In addition, there is a risk that policy changes by the U.S. Government, Federal Reserve, and/or other government actors could cause volatility in global financial markets and negative sentiment, which could have a negative impact on the Fund and could result in losses. Geopolitical and other risks, including environmental and public health risks may add to instability in world economies and markets generally. Changes in value may be temporary or may last for extended periods. Further, the Fund is susceptible to the risk that certain investments may be difficult or impossible to sell at a favorable time or price. Market developments may also cause the Fund’s investments to become less liquid and subject to erratic price movements.

## Fund Summary

### KraneShares MSCI China A Hedged Index ETF

**Valuation Risk.** Independent market quotations for certain investments held by the Fund may not be readily available, and such investments may be fair valued or valued by a pricing service at an evaluated price. These valuations involve subjectivity and different market participants may assign different prices to the same investment. As a result, there is a risk that the Fund may not be able to sell an investment at the price assigned to the investment by the Fund. In addition, the securities in which the Fund invests may trade on days that the Fund does not price its shares; as a result, the value of Fund shares may change on days when investors cannot purchase or sell their Fund holdings.

**Tax Risk.** In order to qualify for the favorable tax treatment available to regulated investment companies, the Fund must satisfy certain income, asset diversification and distribution requirements each year. The Fund's investments in issuers whose control persons are not certain creates a risk that tax authorities may retrospectively deem the Fund to have failed the asset diversification requirements. If the Fund were to fail the favorable tax treatment requirements, it would be taxed in the same manner as an ordinary corporation, which would adversely affect its performance.

**Depository Receipts Risk.** The Fund may hold the securities of foreign companies in the form of depository receipts, including American Depositary Receipts and Global Depositary Receipts. Investing in depository receipts entails the risks associated with foreign investments, such as fluctuations in foreign currency exchange rates and political and economic risks distinct from those associated with investing in the securities of U.S. issuers. In addition, the value of the securities underlying the depository receipts may change materially when the U.S. markets are not open for trading, which will affect the value of the depository receipts.

**IPO Risk.** Securities issued in IPOs have no trading history, and information about the companies may be available for very limited periods. In addition, the prices of securities sold in IPOs may be highly volatile. At any particular time or from time to time, the Fund may not be able to invest in securities issued in IPOs, or invest to the extent desired, because, for example, only a small portion (if any) of the securities being offered in an IPO may be available to the Fund. In addition, as the Fund increases in size, the impact of IPOs on the Fund's performance will generally decrease.

**Investments in Investment Companies Risk.** The Fund may invest in other investment companies, including those that are advised, sponsored or otherwise serviced by Krane and/or its affiliates. The Fund will indirectly be exposed to the risks of investments by such funds and will incur its pro rata share of the underlying fund's expenses. Additionally, investments in ETFs are subject to ETF Risk. Krane is subject to conflicts of interest in allocating Fund assets to investment companies that are advised, sponsored or otherwise serviced by Krane and/or its affiliates. To the extent that the Fund invests in investment companies or other pooled investment vehicles that are not registered pursuant to the 1940 Act, including foreign investment companies, it will not enjoy the protections of the U.S. law.

**Securities Lending Risk.** To the extent the Fund lends its securities, it may be subject to the following risks: (1) the securities in which the collateral is invested may not perform sufficiently to cover the applicable rebate rates paid to borrowers and related administrative costs; (2) delays may occur in the recovery of securities from borrowers, which could interfere with the Fund's ability to vote proxies or to settle transactions; and (3) although borrowers of the Fund's securities typically provide collateral in the form of cash that is reinvested in securities, there is the risk of possible loss of rights in the collateral should the borrower fail financially.

## Fund Summary

### KraneShares MSCI China A Hedged Index ETF

**Cash and Cash Equivalents Risk.** The Fund may hold cash or cash equivalents. Generally, such positions offer less potential for gain than other investments. This is particularly true when the market for other investments in which the Fund may invest is rapidly rising. If the Fund holds cash uninvested it will be subject to the credit risk of the depositing institution holding the cash.

### Performance Information

Once the Fund has completed a full calendar year of operations, a bar chart and table will be included in this Prospectus that will provide some indication of the risks of investing in the Fund by showing the variability of the Fund's return based on net assets and comparing the variability of the Fund's return to a broad measure of market performance. Once available, the Fund's current performance information will be available at [www.kraneshares.com](http://www.kraneshares.com). Past performance does not necessarily indicate how the Fund will perform in the future.

### Management

#### Investment Adviser

Krane Funds Advisors, LLC serves as the investment adviser to the Fund.

#### Portfolio Manager

James Maund, Head of Capital Markets at the Adviser, has served as the lead portfolio manager of the Fund since the Fund's inception. Jonathan Shelon, Chief Operating Officer of the Adviser, also serves as a portfolio manager of the Fund. Mr. Shelon supports Mr. Maund and Krane's investment team for the Fund and has been a portfolio manager of the Fund since inception.

### Purchase and Sale of Fund Shares

Shares may be purchased and redeemed from the Fund only in "Creation Units" of 50,000 shares, or multiples thereof. As a practical matter, only institutions and large investors, such as market makers or other large broker-dealers, purchase or redeem Creation Units. Most investors will buy and sell shares of the Fund on the Exchange. Individual shares can be bought and sold throughout the trading day like other publicly traded securities through a broker-dealer on the Exchange. These transactions do not involve the Fund. The price of an individual Fund share is based on market prices, which may be different from its NAV. As a result, the Fund's shares may trade at a price greater than the NAV (at a premium) or less than the NAV (at a discount). An investor may incur costs attributable to the difference between the highest price a buyer is willing to pay to purchase shares of the Fund (bid) and the lowest price a seller is willing to accept for shares of the Fund (ask) when buying or selling shares in the secondary market (the "bid-ask spread"). Most investors will incur customary brokerage commissions and charges when buying or selling shares of the Fund through a broker-dealer.

Recent information regarding the Fund, including its NAV, market price, premiums and discounts, and bid ask spreads, are available on the Fund's website at [www.kraneshares.com](http://www.kraneshares.com).

### Tax Information

Fund distributions are generally taxable as ordinary income or capital gains (or a combination), unless your investment is in an IRA or other tax-advantaged retirement account, which may be taxable upon withdrawal.

## Fund Summary

### KraneShares MSCI China A Hedged Index ETF

#### Payments to Broker-Dealers and Other Financial Intermediaries

If you purchase Fund shares through a broker-dealer or other financial intermediary (such as a bank), the Fund and its related companies may pay the intermediary for the sale of Fund shares and related services. These payments may create a conflict of interest by influencing the broker-dealer or other intermediary and your sales person to recommend the Fund over another investment. Ask your sales person or visit your financial intermediary's website for more information.

Fund Summary

KraneShares MSCI China Clean Technology Index ETF  
(formerly, KraneShares MSCI China Environment Index ETF)

Investment Objective

The KraneShares MSCI China Clean Technology Index ETF (the “Fund”) seeks to provide investment results that, before fees and expenses, correspond to the price and yield performance of a specific foreign equity securities index. The Fund’s current index is the MSCI China IMI Environment 10/40 Index (the “Underlying Index”).

Fees and Expenses of the Fund

The following table describes the fees and expenses you may pay if you buy, hold and sell shares of the Fund. You may pay other fees, such as brokerage commissions and other fees to financial intermediaries, which are not reflected in the tables and examples below.

Shareholder Fees (fees paid directly from your investment) . . . . .	None
<b>Annual Fund Operating Expenses</b>	
(expenses that you pay each year as a percentage of the value of your investment)	
Management Fees . . . . .	0.78%
Distribution and/or Service (12b-1) Fees* . . . . .	0.00%
Other Expenses . . . . .	0.00%
<b>Total Annual Fund Operating Expenses.</b> . . . .	<b>0.78%</b>

\* Pursuant to a Distribution Plan, the Fund may bear a Rule 12b-1 fee not to exceed 0.25% per year of the Fund’s average daily net assets. However, no such fee is currently paid by the Fund, and the Board of Trustees has not currently approved the commencement of any payments under the Distribution Plan.

Example

This Example is intended to help you compare the cost of investing in the Fund with the cost of investing in other funds. The Example assumes that you invest \$10,000 in the Fund for the time periods indicated. The Example also assumes that your investment has a 5% return each year and that the Fund’s operating expenses remain the same. Although your actual costs may be higher or lower, based on these assumptions, whether you do or do not sell your shares, your costs would be:

1 Year	3 Years	5 Years	10 Years
\$80	\$249	\$433	\$966

Portfolio Turnover

The Fund pays transaction costs, such as commissions, when it buys and sells securities (or “turns over” its portfolio). A higher portfolio turnover rate may indicate higher transaction costs and may result in higher taxes when Fund shares are held in a taxable account. These costs, which are not reflected in the Annual Fund Operating Expenses or in the Example, affect the Fund’s performance. During the most recent fiscal year, the Fund’s portfolio turnover rate was 164% of the average value of its portfolio. This rate excludes the value of portfolio securities received or delivered as a result of in-kind creations or redemptions of the Fund’s shares.

Principal Investment Strategies

Under normal circumstances, the Fund will invest at least 80% of its total assets in components of the Underlying Index, depositary receipts, including American depositary receipts (“ADRs”), representing such components and securities underlying depositary receipts included in the Underlying Index. The Underlying Index is a free-float adjusted market capitalization weighted index modified per

## Fund Summary

### KraneShares MSCI China Clean Technology Index ETF (formerly, KraneShares MSCI China Environment Index ETF)

the 10/40 Constraint (as defined below) designed to measure the equity market performance of Chinese companies in the industrial, utility, real estate and technology sectors that contribute to a more environmentally sustainable economy by making more efficient use of scarce natural resources or by mitigating environmental degradation (“clean technologies”). Companies in the Underlying Index derive at least 50% of their revenues, as determined by MSCI, Inc. (the “Index Provider”) from (1) alternative energy; (2) sustainable water; (3) green building; (4) pollution prevention; and (5) energy efficiency. The issuers included in the Underlying Index may include small-cap, mid-cap and large-cap companies.

The Underlying Index is modified so that, as of the rebalance date, no issuer constitutes more than 10% of the Underlying Index and so that the cumulative weight of all constituents with a weight of over 5% does not exceed 40% of the Underlying Index (the 10/40 Constraint”).

The Fund may invest up to 20% of its assets in instruments that are not included in the Underlying Index, but that the Fund’s investment adviser, Krane Funds Advisors, LLC (“Krane” or “Adviser”), believes will help the Fund track the Underlying Index. These investments may include equity securities and depositary receipts of issuers whose securities are not constituents of the Underlying Index, derivative instruments (including swaps, futures, forwards, structured notes and options), other investment companies (including exchange traded funds or “ETFs”) and cash or cash equivalents (including money market funds). The other investment companies in which the Fund may invest may be advised, sponsored or otherwise serviced by Krane and/or its affiliates.

The following China-related securities may be included in the Underlying Index and/or represent investments of the Fund:

- *China A-Shares*, which are shares of companies incorporated in mainland China that are traded on the Chinese exchanges and denominated in domestic renminbi. China A-Shares are primarily purchased and sold in the domestic Chinese market. To the extent the Fund invests in China A-Shares, it expects to do so through the trading and clearing facilities of a participating exchange located outside of mainland China (“Stock Connect Programs”). A Renminbi Qualified Foreign Institutional Investor (“RQFII”) or Qualified Foreign Institutional Investor (“QFII”) license may also be acquired to invest directly in China A-Shares.
- *China B-Shares*, which are shares of companies listed on the Shanghai or Shenzhen Stock Exchange but quoted and traded in foreign currencies (such as Hong Kong Dollars or U.S. Dollars), which were primarily created for trading by foreign investors.
- *China H-Shares*, which are shares of companies incorporated in mainland China and listed on the Hong Kong Stock Exchange (“H-Shares”), where they are traded in Hong Kong dollars and may be traded by foreign investors.
- *China N-Shares*, which are shares of companies with business operations in mainland China and listed on an American stock exchange, such as NYSE or NASDAQ (“N-Shares”).
- *P-Chips*, which are shares of private sector companies with a majority of their business operations in mainland China and controlling private Chinese shareholders, which are incorporated outside of mainland China and traded on the Hong Kong Stock Exchange in Hong Kong dollars.

## Fund Summary

### KraneShares MSCI China Clean Technology Index ETF (formerly, KraneShares MSCI China Environment Index ETF)

- *Red Chips*, which are shares of companies with a majority of their business operations in mainland China and controlled by the central, provincial or municipal governments of the PRC, whose shares are traded on the Hong Kong Stock Exchange in Hong Kong dollars.
- *S-Chips*, which are shares of companies with business operations in mainland China and listed on the Singapore Exchange. S-Chip shares are issued by companies incorporated anywhere, but many are registered in Singapore, the British Virgin Islands, the Cayman Islands, or Bermuda.

Although the Fund reserves the right to replicate (or hold all constituents of) the Underlying Index, the Fund expects to use representative sampling to track the Underlying Index. "Representative sampling" is a strategy that involves investing in a representative sample of securities that collectively have an investment profile similar to the Underlying Index.

As of May 31, 2021, the Underlying Index included 43 securities of companies with a market capitalization range of approximately \$222.9 million to \$15.2 billion and an average market capitalization of approximately \$3.7 billion.

The Fund is non-diversified. To the extent the Underlying Index is concentrated in a particular industry, the Fund is expected to be concentrated in that industry. As of May 31, 2021, issuers in the Consumer Discretionary sector (38.9%), Industrials sector (23.6%), and Information Technology sector (19.4%) represented significant portions of the Underlying Index. The Underlying Index is rebalanced quarterly.

The Fund may engage in securities lending.

#### Principal Risks

As with all ETFs, a shareholder of the Fund is subject to the risk that his or her investment could lose money. The Fund may not achieve its investment objective and an investment in the Fund is not by itself a complete or balanced investment program. An investment in the Fund is not a deposit with a bank and is not insured or guaranteed by the Federal Deposit Insurance Corporation or any other government agency. An investment in the Fund involves the risk of total loss. In addition to these risks, the Fund is subject to a number of additional principal risks that may affect the value of its shares, including:

**China Risk.** The Chinese economy is generally considered an emerging market and can be significantly affected by economic and political conditions in China and surrounding Asian countries. China may be subject to considerable degrees of economic, political and social instability. In addition, the Chinese economy is export-driven and highly reliant on trading with key partners. A downturn in the economies of China's primary trading partners could slow or eliminate the growth of the Chinese economy and adversely impact the Fund's investments. The Chinese government strictly regulates the payment of foreign currency denominated obligations and sets monetary policy. The Chinese government may introduce new laws and regulations that could have an adverse effect on the Fund. Although China has begun the process of privatizing certain sectors of its economy, privatized entities may lose money and/or be re-nationalized.

In the Chinese securities markets, a small number of issuers may represent a large portion of the entire market. The Chinese securities markets are subject to more frequent trading halts, low trading volume and price volatility. Recent developments in relations between the United States and China have heightened concerns of increased tariffs and restrictions on trade between the two countries.



## Fund Summary

### KraneShares MSCI China Clean Technology Index ETF (formerly, KraneShares MSCI China Environment Index ETF)

An increase in tariffs or trade restrictions, or even the threat of such developments, could lead to a significant reduction in international trade, which could have a negative impact on China's export industry and a commensurately negative impact on the Fund.

In recent years, Chinese entities have incurred significant levels of debt and Chinese financial institutions currently hold relatively large amounts of non-performing debt. Thus, there exists a possibility that widespread defaults could occur, which could trigger a financial crisis, freeze Chinese debt and finance markets and make Chinese securities illiquid.

In addition, trade relations between the U.S. and China have recently been strained. Worsening trade relations between the two countries could adversely impact the Fund, particularly to the extent that the Chinese government restricts foreign investments in on-shore Chinese companies or the U.S. government restricts investments by U.S. investors in China. Worsening trade relations may also result in market volatility and volatility in the price of Fund shares.

Disclosure and regulatory standards in emerging market countries, such as China, are in many respects less stringent than U.S. standards. There is substantially less publicly available information about Chinese issuers than there is about U.S. issuers.

**A-Shares Risk.** A-Shares are issued by companies incorporated in mainland China and are traded on Chinese exchanges. Investments in A-Shares are made available to domestic Chinese investors and certain foreign investors, including those who have been approved as a QFII or a RQFII and through the Stock Connect Programs, which currently include the Shanghai-Hong Kong Stock Connect, Shenzhen-Hong Kong Stock Connect, Shanghai-London Stock Connect, and China-Japan Stock Connect. Investments by foreign investors in A-Shares are subject to various restrictions, regulations and limits. The Fund currently intends to gain exposure to A-Shares through the Stock Connect Programs. The Fund may also gain exposure to A-Shares by investing in investments that provide exposure to A-Shares, such as other investment companies, or Krane may acquire a QFII or RQFII license to invest in A-Shares for the Fund. Investments in A-Shares are heavily regulated and the recoupment and repatriation of assets invested in A-Shares is subject to restrictions by the Chinese government. A-Shares may be subject to frequent and widespread trading halts and may become illiquid. This could cause volatility in the Fund's share price and subject the Fund to a greater risk of trading halts.

**Custody Risks.** In accordance with Chinese regulations and the terms of a QFII or RQFII license, as applicable, and insofar as Krane acquires a QFII or RQFII license, A-Shares will be held in the joint names of the Fund and Krane. While Krane may not use such an account for any purpose other than for maintaining the Fund's assets, the Fund's assets may not be as well protected as they would be if it were possible for them to be registered and held solely in the name of the Fund. There is a risk that creditors of Krane may assert that the securities are owned by Krane and that regulatory actions taken against Krane may affect the Fund. The risk is particularly acute in the case of cash deposited with a People's Republic of China ("PRC") sub-custodian ("PRC Custodian") because it may not be segregated, and it may be treated as a debt owing from the PRC Custodian to the Fund as a depositor. Thus, in the event of a PRC Custodian bankruptcy, liquidation, or similar event, the Fund may face difficulties and/or encounter delays in recovering its cash.

## Fund Summary

### KraneShares MSCI China Clean Technology Index ETF (formerly, KraneShares MSCI China Environment Index ETF)

**Tax Risk.** Per a circular (Caishui [2014] 79), the Fund is temporarily exempt from the Chinese tax on capital gains on trading in A-Shares as a QFII or RQFII or the Shanghai Stock Exchange through the Shanghai-Hong Kong Stock Connect as of November 17, 2014, and the Shenzhen Stock Exchange through the Shenzhen-Hong Kong Stock Connect as of December 5, 2016. There is no indication as to how long the temporary exemption will remain in effect. Accordingly, the Fund may be subject to such taxes in the future. In addition, there is uncertainty as to the application and implementation of China's value added tax to the Fund's activities. The Fund reserves the right to establish a reserve for taxes which present uncertainty as to whether they will be assessed, although it currently does not do so. If the Fund establishes such a reserve but is not ultimately subject to these taxes, shareholders who redeemed or sold their shares while the reserve was in place will effectively bear the tax and may not benefit from the later release, if any, of the reserve. Conversely, if the Fund does not establish such a reserve but ultimately is subject to the tax, shareholders who redeemed or sold their shares prior to the tax being withheld, reserved or paid will have effectively avoided the tax. Investors should note that such provision, if any, may be excessive or inadequate to meet actual tax liabilities (which could include interest and penalties) on the Fund's investments. Any taxes imposed in connection with the Fund's activities will be borne by the Fund. As a result, investors may be advantaged or disadvantaged depending on the final rules of the relevant tax authorities.

**Capital Controls Risk.** Economic conditions, such as volatile currency exchange rates and interest rates, political events and other conditions may, without prior warning, lead to intervention by government actors and the imposition of "capital controls." Capital controls include the prohibition of, or restrictions on, the ability to transfer currency, securities or other assets. Levies may be placed on profits repatriated by foreign entities (such as the Fund). Although the RMB is not presently freely convertible, rather it is subject to the approval of the State Administration of Foreign Exchange ("SAFE") and other relevant authorities, repatriations by RQFIIs or through the Stock Connect Programs are currently permitted daily and Chinese authorities have indicated their plans to move to a fully freely convertible RMB. There is no assurance, however, that repatriation restrictions will not be (re-)imposed in the future.

**Hong Kong Risk.** The economy of Hong Kong has few natural resources and any fluctuation or shortage in the commodity markets could have a significant adverse effect on the Hong Kong economy. Hong Kong is also heavily dependent on international trade and finance. Additionally, the continuation and success of the current political, economic, legal and social policies of Hong Kong is dependent on and subject to the control of the Chinese government. China may change its policies regarding Hong Kong at any time. Any such change may adversely affect market conditions and the performance of Chinese and Hong Kong issuers and, thus, the value of securities in the Fund's portfolio.

**Stock Connect Program Risk.** The Stock Connect Programs are subject to daily and aggregate quota limitations, and an investor cannot purchase and sell the same security on the same trading day, which may restrict the Fund's ability to invest in A-Shares through the Programs and to enter into or exit trades on a timely basis. The Shanghai and Shenzhen markets may be open at a time when the participating exchanges located outside of mainland China are not active, with the result that prices of A-Shares may fluctuate at times when the Fund is unable to add to or exit its positions. Only certain China A-Shares are eligible to be accessed through the Stock Connect Programs. Such securities may lose their eligibility at any time, in which case they could be sold but could no longer be purchased through the Stock Connect Programs. Because the Stock Connect Programs are still

## Fund Summary

### KraneShares MSCI China Clean Technology Index ETF (formerly, KraneShares MSCI China Environment Index ETF)

evolving, the actual effect on the market for trading A-Shares with the introduction of large numbers of foreign investors is still relatively unknown. Further, regulations or restrictions, such as limitations on redemptions or suspension of trading, may adversely impact the program. There is no guarantee that the participating exchanges will continue to support the Stock Connect Programs in the future.

Investments in China A-Shares may not be covered by the securities investor protection programs of either exchange and, without the protection of such programs, will be subject to the risk of default by the broker. Because of the way in which China A-Shares are held in the Stock Connect Programs, the Fund may not be able to exercise the rights of a shareholder and may be limited in its ability to pursue claims against the issuer of a security, and may suffer losses in the event the depository of the Chinese exchange becomes insolvent.

**B-Shares Risk.** The China B-Share market is generally smaller, less liquid and has a smaller issuer base than the China A-Share market. The issuers that compose the B-Share market include a broad range of companies, including companies with large, medium and small capitalizations. Further, the B-Shares market may behave very differently from other portions of the Chinese equity markets, and there may be little to no correlation between the performance of the two.

**H-Shares Risk.** H-Shares are foreign securities which, in addition to the risks described herein, are subject to the risk that the Hong Kong stock market may behave very differently from the mainland Chinese stock market. There may be little to no correlation between the performance of the Hong Kong stock market and the mainland Chinese stock market.

**N-Shares Risk.** N-Shares are securities of companies with business operations in mainland China and listed on an American stock exchange, such as the NYSE or NASDAQ. Because companies issuing N-Shares have business operations in China, they are subject to certain political and economic risks in China. The American stock market may behave very differently from the mainland Chinese stock market, and there may be little to no correlation between the performance of the two.

**P-Chip Companies Risk.** P-Chip companies are often run by the private sector and have a majority of their business operations in mainland China. P-Chip shares are traded in Hong Kong dollars on the Hong Kong Stock Exchange, and may also be traded by foreigners. Because they are traded on the Hong Kong Stock Exchange, P-Chips are also subject to risks similar to those associated with investments in H Shares. They are also subject to risks affecting their jurisdiction of incorporation, including any legal or tax changes.

**Red Chip Companies Risk.** Red Chip companies are controlled, either directly or indirectly, by the central, provincial or municipal governments of the PRC. Red Chip shares are traded in Hong Kong dollars on the Hong Kong Stock Exchange and may also be traded by foreigners. Because Red Chip companies are controlled by various PRC governmental authorities, investing in Red Chips involves risks that political changes, social instability, regulatory uncertainty, adverse diplomatic developments, asset expropriation or nationalization, or confiscatory taxation could adversely affect the performance of Red Chip companies. Red Chip companies may be less efficiently run and less profitable than other companies.

**S-Chip Companies Risk.** The Fund may invest in shares of companies with business operations in mainland China and listed on the Singapore Exchange ("S-Chips"). S-Chip shares are issued by companies incorporated anywhere, but many are registered in Singapore, the British Virgin Islands, the Cayman Islands, or Bermuda. They are subject to risks affecting their jurisdiction

## Fund Summary

### KraneShares MSCI China Clean Technology Index ETF (formerly, KraneShares MSCI China Environment Index ETF)

of incorporation, including any legal or tax changes. S-Chip companies may or may not be owned at least in part by a Chinese central, provincial or municipal government and be subject to the types of risks that come with such ownership described herein. There may be little or no correlation between the performance of the Singapore stock market and the mainland Chinese stock market.

**Environmental Issuers Risk.** Issuers engaged in environmentally beneficial business lines may be difficult to identify and investments in them maybe volatile. They may be highly dependent upon government subsidies, contracts with government entities, and the successful development of new and proprietary technologies. Such technologies risk rapid product obsolescence, short product cycles, and competition from new market entrants. Current valuation methods used to value companies involved in alternative and clean power technology sectors have not been in widespread use for a significant period of time, and it is difficult to value share prices of such issuers. In addition, seasonal weather conditions, fluctuations in supply of and demand for clean energy products (including, in relation to traditional energy products, such as oil and gas), changes in energy prices, and international political events may cause fluctuations in the performance of these issuers and the prices of their securities. Other countries, including the U.S., may take steps against Chinese companies engaged in environmentally beneficial services and products, such as through the imposition of tariffs and anti-dumping duties. Even companies that are classified as being involved in environmentally beneficial services and products may not necessarily compare favorably with respect to their environmental practices and impact to those of other issuers.

**Equity Securities Risk.** The values of equity securities are subject to factors such as market fluctuations, changes in interest rates and perceived trends in stock prices. Equity securities may be more volatile than other asset classes and are generally subordinate in rank to debt and other securities of the same issuer.

**Emerging Markets Risk.** The Fund's investments in emerging markets are subject to greater risk of loss than investments in developed markets. This is due to, among other things, greater market volatility, greater risk of asset seizures and capital controls, lower trading volume, political and economic instability, greater risk of market shutdown, and more governmental limitations on foreign investments than typically found in developed markets. The economies of emerging markets, and China in particular, may be heavily reliant upon international trade and may suffer disproportionately if international trading declines or is disrupted.

**Foreign Securities Risk.** Investments in securities of non-U.S. issuers may be less liquid than investments in U.S. issuers, may have less governmental regulation and oversight, and are typically subject to different investor protection standards than U.S. issuers. Investments in non-U.S. securities entail the risk of loss due to foreign currency fluctuations and political or economic instability. Foreign market trading hours, clearance and settlement procedures, and holiday schedules may limit the Fund's ability to buy and sell securities. These factors could result in a loss to the Fund.

**Geographic Focus Risk.** The Fund's investments are expected to be focused in a particular country, countries, or region to the same extent as the Underlying Index and therefore the Fund may be susceptible to adverse market, political, regulatory, and geographic events affecting that country, countries or region. Such geographic focus also may subject the Fund to a higher degree of volatility than a more geographically diversified fund.

## Fund Summary

### KraneShares MSCI China Clean Technology Index ETF (formerly, KraneShares MSCI China Environment Index ETF)

**Currency Risk.** The Fund's net asset value ("NAV") is determined on the basis of the U.S. dollar, therefore, the Fund may lose value if the local currency of a foreign market depreciates against the U.S. dollar, even if the local currency value of the Fund's holdings goes up. Currency exchange rates can be very volatile and can change quickly and unpredictably, which may adversely affect the Fund. The Fund may also be subject to delays in converting or transferring U.S. dollars to foreign currencies for the purpose of purchasing portfolio investments. This may hinder the Fund's performance, including because any delay could result in the Fund missing an investment opportunity and purchasing securities at a higher price than originally intended, or incurring cash drag.

**Non-Diversified Fund Risk.** Because the Fund is non-diversified and may invest a greater portion of its assets in fewer issuers than a diversified fund, changes in the market value of a single portfolio holding could cause greater fluctuations in the Fund's share price than would occur in a diversified fund. This may increase the Fund's volatility and cause the performance of a single portfolio holding or a relatively small number of portfolio holdings to have a greater impact on the Fund's performance.

**Concentration Risk.** Because the Fund's assets are expected to be concentrated in an industry or group of industries to the extent that the Underlying Index concentrates in a particular industry or group of industries, the Fund is subject to loss due to adverse occurrences that may affect that industry or group of industries or sector. Market conditions, interest rates, and economic, regulatory, or financial developments could significantly affect a single industry or a group of related industries, and the securities of companies in that industry or group of industries could react similarly to these or other developments. From time to time, the Fund may invest a significant percentage of its assets in issuers in a single industry (or the same group of industries) or sector of the economy. While the Fund's sector and industry exposure is expected to vary over time based on the composition of the Underlying Index, the Fund is currently subject to the principal risks described below. The Fund may have significant exposure to other industries or sectors over time.

**Consumer Discretionary Sector Risk.** The success of consumer product manufacturers and retailers is tied closely to the performance of the overall domestic and international economy, interest rates, competition and consumer confidence. Success depends heavily on disposable household income and consumer spending. Changes in demographics and consumer tastes can also affect the demand for, and success of, consumer products in the marketplace.

**Industrials Sector Risk.** The industrials sector may be affected by changes in the supply and demand for products and services, product obsolescence, claims for environmental damage or product liability and general economic conditions, among other factors. Government regulation will also affect the performance of investments in such industrials sector issuers, particularly aerospace and defense companies, which rely to a significant extent on government demand for their products and services. Transportation companies, another constituents of the industrials sector, are subject to sharp price movements resulting from changes in the economy, fuel prices, labor agreements and insurance costs.

**Information Technology Sector Risk.** Market or economic factors impacting information technology companies and companies that rely heavily on technology advances could have a major effect on the value of stocks in the information technology sector. The value of stocks of technology companies and companies that rely heavily on technology is particularly vulnerable to rapid changes in technology product cycles, rapid product obsolescence, government regulation and competition,

## Fund Summary

### KraneShares MSCI China Clean Technology Index ETF (formerly, KraneShares MSCI China Environment Index ETF)

both domestically and internationally, including competition from competitors with lower production costs. Information technology companies and companies that rely heavily on technology, especially those of smaller, less-seasoned companies, tend to be more volatile than the overall market. Information technology companies are heavily dependent on patent and intellectual property rights, the loss or impairment of which may adversely affect profitability. Additionally, companies in the information technology sector may face dramatic and often unpredictable changes in growth rates and competition for the services of qualified personnel.

**ETF Risk.** As an ETF, the Fund is subject to the following risks:

**Authorized Participants Concentration Risk.** The Fund has a limited number of financial institutions that may act as Authorized Participants. To the extent they exit the business or are otherwise unable to proceed in creation and redemption transactions with the Fund and no other Authorized Participant is able to step forward to create or redeem, shares of the Fund may be more likely to trade at a premium or discount to NAV and possibly face trading halts or delisting. Authorized Participant concentration risk may be heightened for exchange-traded funds (“ETFs”), such as the Fund, that invest in securities issued by non-U.S. issuers or other securities or instruments that have lower trading volumes.

**Cash Transactions Risk.** Like other ETFs, the Fund sells and redeems its shares only in large blocks called Creation Units and only to “Authorized Participants.” Unlike many other ETFs, however, the Fund expects to effect its creations and redemptions at least partially or fully for cash, rather than in-kind securities. Thus, an investment in the Fund may be less tax-efficient than an investment in other ETFs as the Fund may recognize a capital gain that it could have avoided by making redemptions in-kind. As a result, the Fund may pay out higher capital gains distributions than ETFs that redeem in-kind. Further, paying redemption proceeds in cash rather than through in-kind delivery of portfolio securities may require the Fund to dispose of or sell portfolio investments to obtain the cash needed to distribute redemption proceeds at an inopportune time.

**International Closed Market Trading Risk.** To the extent the Fund’s investments trade in markets that are closed when the Fund and Exchange are open, there are likely to be deviations between current pricing of an underlying security and the prices at which the underlying securities are valued for purposes of the Fund’s NAV. As a result, Shares may appear to trade at a significant discount or premium to NAV greater than those incurred by other ETFs. In addition, shareholders may not be able to purchase or redeem their shares of the Fund, or purchase or sell shares of the Fund on the Exchange, on days when the NAV of the Fund could be significantly affected by events in the relevant non-U.S. markets.

**Premium/Discount Risk.** There may be times when the market price of the Fund’s shares is more than the NAV intra-day (at a premium) or less than the NAV intra-day (at a discount). As a result, shareholders of the Fund may pay more than NAV when purchasing shares and receive less than NAV when selling Fund shares. This risk is heightened in times of market volatility or periods of steep market declines. In such market conditions, market or stop loss orders to sell Fund shares may be executed at prices well below NAV.

**Secondary Market Trading Risk.** Investors buying or selling shares in the secondary market will normally pay brokerage commissions, which are often a fixed amount and may be a significant proportional cost for investors buying or selling relatively small amounts of shares. Secondary market trading is subject to bid-ask spreads and trading in Fund shares may be halted by the Exchange

## Fund Summary

### KraneShares MSCI China Clean Technology Index ETF (formerly, KraneShares MSCI China Environment Index ETF)

because of market conditions or other reasons. If a trading halt occurs, a shareholder may temporarily be unable to purchase or sell shares of the Fund. In addition, although the Fund's shares are listed on the Exchange, there can be no assurance that an active trading market for shares will develop or be maintained or that the Fund's shares will continue to be listed.

**Small Fund Risk.** The Fund is small and does not yet have a significant number of shares outstanding. Small funds are at greater risk than larger funds of wider bid-ask spreads for its shares, trading at a greater premium or discount to NAV, liquidation and/or a stop to trading.

**Liquidity Risk.** The Fund's investments are subject to liquidity risk, which exists when an investment is or becomes difficult or impossible to purchase or sell at an advantageous time and price. If a transaction is particularly large or if the relevant market is or becomes illiquid, it may not be possible to initiate a transaction or liquidate a position, which may cause the Fund to suffer significant losses and difficulties in meeting redemptions. Liquidity risk may be the result of, among other things, market turmoil, the reduced number and capacity of traditional market participants, or the lack of an active trading market. Markets for securities or financial instruments could be disrupted by a number of events, including, but not limited to, an economic crisis, natural disasters, new legislation or regulatory changes inside or outside the U.S. Liquid investments may become less liquid after being purchased by the Fund, particularly during periods of market stress. In addition, if a number of securities held by the Fund stop trading, it may have a cascading effect and cause the Fund to halt trading. Volatility in market prices will increase the risk of the Fund being subject to a trading halt. Certain countries in which the Fund may invest may be subject to extended settlement delays and/or foreign holidays, during which the Fund will unlikely be able to convert holdings to cash.

**Small- and Mid-Capitalization Company Risk.** Investing in the securities of small and medium capitalization companies involves greater risk and the possibility of greater price volatility than investing in larger capitalization companies. Since small and medium-sized companies may have limited operating histories, product lines and financial resources, the securities of these companies may be less liquid and more volatile. They may also be sensitive to (expected) changes in interest rates and earnings.

**Large Capitalization Company Risk.** Large capitalization companies may be unable to respond quickly to new competitive challenges and attain the high growth rate of successful smaller companies, especially during extended periods of economic expansion. As such, returns on investments in stocks of large capitalization companies could trail the returns on investments in stocks of small and mid capitalization companies.

**Passive Investment Risk.** There is no guarantee that the Underlying Index will create the desired exposure and the Fund is not actively managed. It does not seek to "beat" the Underlying Index or take temporary defensive positions when markets decline. Therefore, the Fund may purchase or hold securities with current or projected underperformance.

**Management Risk.** The Fund may not fully replicate the Underlying Index and may hold less than the total number of securities in the Underlying Index. Therefore, the Fund is subject to the risk that the Adviser's security selection process may not produce the intended results.

**Tracking Error Risk.** The Fund's return may not match or achieve a high degree of correlation with the return of the Underlying Index. This may be due to, among other factors, the Fund holding cash under certain circumstances in lieu of Underlying Index securities, such as when the Fund is



## Fund Summary

### KraneShares MSCI China Clean Technology Index ETF (formerly, KraneShares MSCI China Environment Index ETF)

subject to delays converting U.S. dollars into a foreign currency to purchase foreign securities and unable to invest in certain constituents of the Underlying Index due to regulatory constraints, trading suspensions, and legal restrictions imposed by foreign governments. To the extent that the Fund employs a representative sampling strategy or calculates its NAV based on fair value prices and the value of the Underlying Index is based on securities' closing prices on local foreign markets, the Fund's ability to track the Underlying Index may be adversely affected.

**Market Risk.** The values of the Fund's holdings could decline generally or could underperform other investments. In addition, there is a risk that policy changes by the U.S. Government, Federal Reserve, and/or other government actors could cause volatility in global financial markets and negative sentiment, which could have a negative impact on the Fund and could result in losses. Geopolitical and other risks, including environmental and public health risks may add to instability in world economies and markets generally. Changes in value may be temporary or may last for extended periods. Further, the Fund is susceptible to the risk that certain investments may be difficult or impossible to sell at a favorable time or price. Market developments may also cause the Fund's investments to become less liquid and subject to erratic price movements.

**High Portfolio Turnover Risk.** The Fund may incur high portfolio turnover rates, which may increase the Fund's brokerage commission costs and negatively impact the Fund's performance. Such portfolio turnover also may generate net short-term capital gains.

**Valuation Risk.** Independent market quotations for certain investments held by the Fund may not be readily available, and such investments may be fair valued or valued by a pricing service at an evaluated price. These valuations involve subjectivity and different market participants may assign different prices to the same investment. As a result, there is a risk that the Fund may not be able to sell an investment at the price assigned to the investment by the Fund. In addition, the securities in which the Fund invests may trade on days that the Fund does not price its shares; as a result, the value of Fund shares may change on days when investors cannot purchase or sell their Fund holdings.

**Tax Risk.** In order to qualify for the favorable tax treatment available to regulated investment companies, the Fund must satisfy certain income, asset diversification and distribution requirements each year. The Fund's investments in issuers whose control persons are not certain creates a risk that tax authorities may retrospectively deem the Fund to have failed the asset diversification requirements. If the Fund were to fail the favorable tax treatment requirements, it would be taxed in the same manner as an ordinary corporation, which would adversely affect its performance.

**Depository Receipts Risk.** The Fund may hold the securities of foreign companies in the form of depository receipts, including American Depositary Receipts and Global Depositary Receipts. Investing in depository receipts entails the risks associated with foreign investments, such as fluctuations in foreign currency exchange rates and political and economic risks distinct from those associated with investing in the securities of U.S. issuers. In addition, the value of the securities underlying the depository receipts may change materially when the U.S. markets are not open for trading, which will affect the value of the depository receipts.

**Derivatives Risk.** The use of derivatives (including swaps, futures, forwards, structured notes and options) may involve leverage, which includes risks that are different from, and greater than, the risks associated with investing directly in a reference asset, because a small investment in a derivative can result in a large impact on the Fund and may cause the Fund to be more volatile. Derivatives may at times be highly illiquid, and the Fund may not be able to close out or sell a derivative at a



## Fund Summary

### KraneShares MSCI China Clean Technology Index ETF (formerly, KraneShares MSCI China Environment Index ETF)

particular time or at an anticipated price. Derivatives can be difficult to value and valuation may be more difficult in times of market turmoil. There may be imperfect correlation between the derivative and that of the reference asset, resulting in unexpected returns that could materially adversely affect the Fund. Certain derivatives (such as swaps and options) are bi-lateral agreements that expose the Fund to counterparty risk, which is the risk of loss in the event that the counterparty to an agreement fails to make required payments or otherwise comply with the terms of derivative. In that case, the Fund may suffer losses potentially equal to, or greater than, the full value of the derivative if the counterparty fails to perform its obligations. That risk is generally thought to be greater with over-the-counter (OTC) derivatives than with derivatives that are exchange traded or centrally cleared. Counterparty risks are compounded by the fact that there are only a limited number of ways available to invest in certain reference assets and, therefore, there may be few counterparties to swaps or options based on those reference assets. Many derivatives are subject to segregation requirements that require the Fund to segregate the market or notional value of the derivatives, which could impede the portfolio management of the Fund.

**IPO Risk.** Securities issued in IPOs have no trading history, and information about the companies may be available for very limited periods. In addition, the prices of securities sold in IPOs may be highly volatile. At any particular time or from time to time, the Fund may not be able to invest in securities issued in IPOs, or invest to the extent desired, because, for example, only a small portion (if any) of the securities being offered in an IPO may be available to the Fund. In addition, as the Fund increases in size, the impact of IPOs on the Fund's performance will generally decrease.

**Investments in Investment Companies Risk.** The Fund may invest in other investment companies, including those that are advised, sponsored or otherwise serviced by Krane and/or its affiliates. The Fund will indirectly be exposed to the risks of investments by such funds and will incur its pro rata share of the underlying fund's expenses. Additionally, investments in ETFs are subject to ETF Risk. Krane is subject to conflicts of interest in allocating Fund assets to investment companies that are advised, sponsored or otherwise serviced by Krane and/or its affiliates. To the extent that the Fund invests in investment companies or other pooled investment vehicles that are not registered pursuant to the 1940 Act, including foreign investment companies, it will not enjoy the protections of the U.S. law.

**Securities Lending Risk.** To the extent the Fund lends its securities, it may be subject to the following risks: (1) the securities in which the collateral is invested may not perform sufficiently to cover the applicable rebate rates paid to borrowers and related administrative costs; (2) delays may occur in the recovery of securities from borrowers, which could interfere with the Fund's ability to vote proxies or to settle transactions; and (3) although borrowers of the Fund's securities typically provide collateral in the form of cash that is reinvested in securities, there is the risk of possible loss of rights in the collateral should the borrower fail financially.

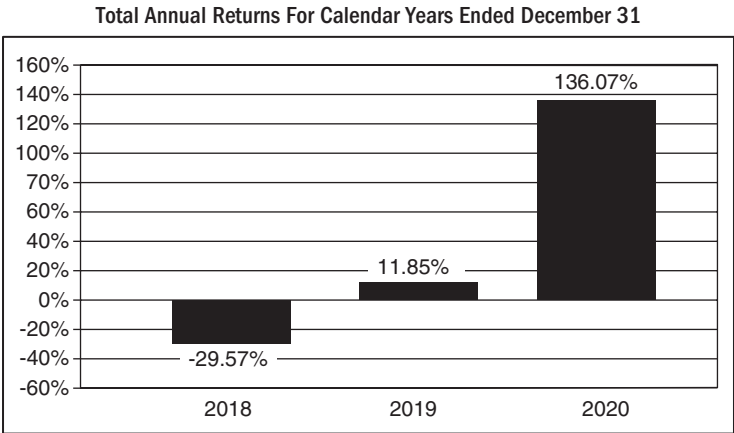
**Cash and Cash Equivalents Risk.** The Fund may hold cash or cash equivalents. Generally, such positions offer less potential for gain than other investments. This is particularly true when the market for other investments in which the Fund may invest is rapidly rising. If the Fund holds cash uninvested it will be subject to the credit risk of the depositing institution holding the cash.

Fund Summary

KraneShares MSCI China Clean Technology Index ETF  
(formerly, KraneShares MSCI China Environment Index ETF)

Performance Information

The following bar chart and table illustrate the variability of the Fund's returns and indicate the risks of investing in the Fund by showing how the Fund's average annual total returns compare with those of a broad measure of market performance. All returns include the reinvestment of dividends and distributions. As always, please note that the Fund's past performance (before and after taxes) is not necessarily an indication of how it will perform in the future. Updated performance information is available at no cost by visiting [www.kraneshares.com](http://www.kraneshares.com).



As of June 30, 2021, the Fund's calendar year-to-date total return was 11.45%.

Best and Worst Quarter Returns (for the period reflected in the bar chart above)

	Return	Quarter Ended/Year
Highest Return . . . . .	43.63%	9/30/2020
Lowest Return. . . . .	-10.80%	3/31/2020

Average Annual Total Returns for the periods ended December 31, 2020

KraneShares MSCI China Clean Technology Index ETF (formerly, KraneShares MSCI China Environment Index ETF)	1 year	Since Inception (10-12-2017)
Return Before Taxes . . . . .	136.07%	22.12%
Return After Taxes on Distributions. . . . .	136.08%	21.14%
Return After Taxes on Distributions and Sale of Fund Shares. . . . .	80.56%	17.05%
S&P 500 Index (Reflects no deduction for fees, expenses or taxes) . . . . .	18.40%	14.95%
MSCI China IMI Environment 10/40 Index (Net) (Reflects reinvested dividends net of withholding taxes, but reflects no deduction for fees, expenses or other taxes)* . . . . .	123.85%	20.78%

\* The MSCI China IMI Environment 10/40 Index (net) reflects the reinvestment of any cash distributions after deduction of any withholding tax using the maximum rate applicable to non-resident institutional investors who do not benefit from double taxation treaties.

## Fund Summary

### KraneShares MSCI China Clean Technology Index ETF (formerly, KraneShares MSCI China Environment Index ETF)

Average annual total returns are shown on a before- and after-tax basis for the Fund. After-tax returns for the Fund are calculated using the historical highest individual federal marginal income tax rates and do not reflect the impact of state and local taxes. Actual after-tax returns depend on an investor's tax situation and may differ from those shown. After-tax returns shown are not relevant to investors who hold shares through tax-deferred arrangements, such as 401(k) plans or individual retirement plans.

#### Management

##### Investment Adviser

Krane Funds Advisors, LLC serves as the investment adviser to the Fund.

##### Portfolio Manager

James Maund, Head of Capital Markets at the Adviser, has served as the lead portfolio manager of the Fund since January 2020. Jonathan Shelon, Chief Operating Officer of the Adviser, also serves as a portfolio manager of the Fund. Mr. Shelon supports Mr. Maund and Krane's investment team for the Fund and has been a portfolio manager of the Fund since 2018.

#### Purchase and Sale of Fund Shares

Shares may be purchased and redeemed from the Fund only in "Creation Units" of 50,000 shares, or multiples thereof. As a practical matter, only institutions and large investors, such as market makers or other large broker-dealers, purchase or redeem Creation Units. Most investors will buy and sell shares of the Fund on the Exchange. Individual shares can be bought and sold throughout the trading day like other publicly traded securities through a broker-dealer on the Exchange. These transactions do not involve the Fund. The price of an individual Fund share is based on market prices, which may be different from its NAV. As a result, the Fund's shares may trade at a price greater than the NAV (at a premium) or less than the NAV (at a discount). An investor may incur costs attributable to the difference between the highest price a buyer is willing to pay to purchase shares of the Fund (bid) and the lowest price a seller is willing to accept for shares of the Fund (ask) when buying or selling shares in the secondary market (the "bid-ask spread"). Most investors will incur customary brokerage commissions and charges when buying or selling shares of the Fund through a broker-dealer.

Recent information regarding the Fund, including its NAV, market price, premiums and discounts, and bid ask spreads, are available on the Fund's website at [www.kraneshares.com](http://www.kraneshares.com).

#### Tax Information

Fund distributions are generally taxable as ordinary income, qualified dividend income or capital gains (or a combination), unless your investment is in an IRA or other tax-advantaged retirement account, which may be taxable upon withdrawal.

#### Payments to Broker-Dealers and Other Financial Intermediaries

If you purchase Fund shares through a broker-dealer or other financial intermediary (such as a bank), the Fund and its related companies may pay the intermediary for the sale of Fund shares and related services. These payments may create a conflict of interest by influencing the broker-dealer or other intermediary and your sales person to recommend the Fund over another investment. Ask your sales person or visit your financial intermediary's website for more information.

Fund Summary

KraneShares MSCI China ESG Leaders Index ETF

Investment Objective

The KraneShares MSCI China ESG Leaders Index ETF (the “Fund”) seeks to provide investment results that, before fees and expenses, correspond generally to the price and yield performance of a specific equity securities index. The Fund’s current index is the MSCI China ESG Leaders 10/40 Index (the “Underlying Index”).

Fees and Expenses of the Fund

The following table describes the fees and expenses you may pay if you buy and hold shares of the Fund. You may pay other fees, such as brokerage commissions and other fees to financial intermediaries, which are not reflected in the tables and examples below.

Shareholder Fees (fees paid directly from your investment)	None
Annual Fund Operating Expenses	
(expenses that you pay each year as a percentage of the value of your investment)	
Management Fees	0.58%
Distribution and/or Service (12b-1) Fees*	0.00%
Other Expenses	0.00%
Total Annual Fund Operating Expenses	0.58%

\* Pursuant to a Distribution Plan, the Fund may bear a Rule 12b-1 fee not to exceed 0.25% per year of the Fund’s average daily net assets. However, no such fee is currently paid by the Fund, and the Board of Trustees has not currently approved the commencement of any payments under the Distribution Plan.

Example

This Example is intended to help you compare the cost of investing in the Fund with the cost of investing in other funds. The Example assumes that you invest \$10,000 in the Fund for the time periods indicated. The Example also assumes that your investment has a 5% return each year and that the Fund’s operating expenses remain the same. Although your actual costs may be higher or lower, based on these assumptions, whether you do or do not sell your shares, your costs would be:

1 Year	3 Years	5 Years	10 Years
\$59	\$186	\$324	\$726

Portfolio Turnover

The Fund pays transaction costs, such as commissions, when it buys and sells securities (or “turns over” its portfolio). A higher portfolio turnover rate may indicate higher transaction costs and may result in higher taxes when Fund shares are held in a taxable account. These costs, which are not reflected in the Annual Fund Operating Expenses or in the Example, affect the Fund’s performance. For the period from July 28, 2020 to March 31, 2021, the Fund’s portfolio turnover rate was 30% of the average of its portfolio.

Principal Investment Strategies

Under normal circumstances, the Fund will invest at least 80% of its total assets in components of the Underlying Index, depositary receipts, including American depositary receipts, representing such components and securities underlying depositary receipts in the Underlying Index. The Underlying Index is a free-float adjusted market capitalization weighted index, modified per the 10/40 Constraint (as defined below), which is designed to measure the equity market performance of

## Fund Summary

### KraneShares MSCI China ESG Leaders Index ETF

Chinese companies that have high environmental, social and governance (“ESG”) ratings relative to their industry peers, as determined by MSCI Inc., the provider of the Underlying Index (“Index Provider”). The securities eligible for inclusion in the Underlying Index include all types of publicly issued shares of Chinese issuers, such as A-Shares, B-Shares, H-Shares, P-Chips and Red Chips, which are described below. The issuers included in the Underlying Index may include small-cap, mid-cap and large-cap companies.

In determining the securities eligible for inclusion in the Underlying Index, the Index Provider uses three screens.

- First, the Index Provider rates companies within each industry depending on how well they manage ESG risks and opportunities facing the company, such as climate change, product liability, corporate governance and corporate behavior, relative to the company’s industry peers.
- Second, the Index Provider conducts an assessment of controversies concerning the negative ESG impact of the company’s operations, products and services. The evaluation framework used to assess controversies is designed to reflect the international norms represented by the UN Declaration of Human Rights, the International Labor Organization Declaration on Fundamental Principles and Rights at Work, and the UN Global Compact.
- Third, the Index Provider identifies companies that are involved in certain businesses, such as alcohol, tobacco, civilian firearms, gambling, nuclear power, and conventional and controversial weapons.

To be included in the Underlying Index, a company must be positively assessed under the first two screens and identified by the Index Provider as not being materially involved in the businesses assessed under the third screen. Securities that do not meet the criteria for either of the first two screens are excluded from the Underlying Index. The Underlying Index may include issuers in the following sectors: Consumer Discretionary, Financials, Industrials, Health Care, Communication Services, Real Estate, Utilities, Information Technology, Consumer Staples, Materials, and Energy. For each sector, the Index Provider ranks each eligible security and includes securities with the highest ESG ratings representing 50% of the market capitalization in each sector, with a minimum cumulative sector coverage of 45%.

The Underlying Index is modified so that, as of the rebalance date, no issuer constitutes more than 10% of the Underlying Index and so that the cumulative weight of all constituents with a weight of over 5% does not exceed 40% of the Underlying Index (the “10/40 Constraint”).

The Fund may invest up to 20% of its assets in instruments that are not included in the Underlying Index, but that Krane believes will help the Fund track the Underlying Index. These investments are subject to the ESG screens and may include equity securities and depository receipts of issuers whose securities are not constituents of the Underlying Index, derivative instruments (including swaps, futures, forwards, structured notes and options), other investment companies (including exchange traded funds or “ETFs”) and cash or cash equivalents (including money market funds). The other investment companies in which the Fund may invest may be advised, sponsored or otherwise serviced by Krane and/or its affiliates.

## Fund Summary

### KraneShares MSCI China ESG Leaders Index ETF

The following China-related securities may be included in the Underlying Index and/or represent investments of the Fund:

- *China A-Shares*, which are shares of companies incorporated in mainland China that are traded on the Chinese exchanges and denominated in domestic renminbi. China A-Shares are primarily purchased and sold in the domestic Chinese market. To the extent the Fund invests in China A-Shares, it expects to do so through the trading and clearing facilities of a participating exchange located outside of mainland China (“Stock Connect Programs”). A Renminbi Qualified Foreign Institutional Investor (“RQFII”) or Qualified Foreign Institutional Investor (“QFII”) license may also be acquired to invest directly in China A-Shares.
- *China B-Shares*, which are shares of companies listed on the Shanghai or Shenzhen Stock Exchange but quoted and traded in foreign currencies (such as Hong Kong Dollars or U.S. Dollars), which were primarily created for trading by foreign investors.
- *China H-Shares*, which are shares of companies incorporated in mainland China and listed on the Hong Kong Stock Exchange (“H-Shares”), where they are traded in Hong Kong dollars and may be traded by foreign investors.
- *China N-Shares*, which are shares of companies with business operations in mainland China and listed on an American stock exchange, such as NYSE or NASDAQ (“N-Shares”).
- *P-Chips*, which are shares of private sector companies with a majority of their business operations in mainland China and controlling private Chinese shareholders, which are incorporated outside of mainland China and traded on the Hong Kong Stock Exchange in Hong Kong dollars.
- *Red Chips*, which are shares of companies with a majority of their business operations in mainland China and controlled by the central, provincial or municipal governments of the PRC, whose shares are traded on the Hong Kong Stock Exchange in Hong Kong dollars.
- *S-Chips*, which are shares of companies with business operations in mainland China and listed on the Singapore Exchange. S-Chip shares are issued by companies incorporated anywhere, but many are registered in Singapore, the British Virgin Islands, the Cayman Islands, or Bermuda.

Although the Fund reserves the right to replicate (or hold all constituents of) the Underlying Index, the Fund expects to use representative sampling to track the Underlying Index. “Representative sampling” is a strategy that involves investing in a representative sample of securities that collectively have an investment profile similar to the Underlying Index.

As of May 31, 2021, the Underlying Index included 174 securities of companies with a market capitalization range of approximately \$2,202 million to \$459.1 billion and had an average market capitalization of approximately \$5.5 billion. The Underlying Index is rebalanced quarterly.

The Fund is non-diversified. To the extent the Underlying Index is concentrated in a particular industry, the Fund is expected to be concentrated in that industry. As of May 31, 2021, issuers in the Consumer Discretionary sector (40%), Financials sector (15.19%) and Healthcare sector (13%) each represented a significant portion of the Underlying Index.

The Fund may engage in securities lending.

## Fund Summary

### KraneShares MSCI China ESG Leaders Index ETF

#### Principal Risks

As with all ETFs, a shareholder of the Fund is subject to the risk that his or her investment could lose money. The Fund may not achieve its investment objective and an investment in the Fund is not by itself a complete or balanced investment program. An investment in the Fund is not a deposit with a bank and is not insured or guaranteed by the Federal Deposit Insurance Corporation or any other government agency. An investment in the Fund involves the risk of total loss. In addition to these risks, the Fund is subject to a number of additional principal risks that may affect the value of its shares, including:

**China Risk – General.** The Chinese economy is generally considered an emerging market and can be significantly affected by economic and political conditions in China and surrounding Asian countries. China may be subject to considerable degrees of economic, political and social instability. In addition, the Chinese economy is export-driven and highly reliant on trading with key partners. A downturn in the economies of China's primary trading partners could slow or eliminate the growth of the Chinese economy and adversely impact the Fund's investments. The Chinese government strictly regulates the payment of foreign currency denominated obligations and sets monetary policy. The Chinese government may introduce new laws and regulations that could have an adverse effect on the Fund. Although China has begun the process of privatizing certain sectors of its economy, privatized entities may lose money and/or be re-nationalized.

In the Chinese securities markets, a small number of issuers may represent a large portion of the entire market. The Chinese securities markets are subject to more frequent trading halts, low trading volume and price volatility. Recent developments in relations between the United States and China have heightened concerns of increased tariffs and restrictions on trade between the two countries. An increase in tariffs or trade restrictions, or even the threat of such developments, could lead to a significant reduction in international trade, which could have a negative impact on China's export industry and a commensurately negative impact on the Fund.

In recent years, Chinese entities have incurred significant levels of debt and Chinese financial institutions currently hold relatively large amounts of non-performing debt. Thus, there exists a possibility that widespread defaults could occur, which could trigger a financial crisis, freeze Chinese debt and finance markets and make Chinese securities illiquid.

In addition, trade relations between the U.S. and China have recently been strained. Worsening trade relations between the two countries could adversely impact the Fund, particularly to the extent that the Chinese government restricts foreign investments in on-shore Chinese companies or the U.S. government restricts investments by U.S. investors in China. Worsening trade relations may also result in market volatility and volatility in the price of Fund shares.

Disclosure and regulatory standards in emerging market countries, such as China, are in many respects less stringent than U.S. standards. There is substantially less publicly available information about Chinese issuers than there is about U.S. issuers.

**Tax Risk.** Per a circular (Caishui [2014] 79), the Fund is temporarily exempt from the Chinese tax on capital gains on trading in A-Shares as a QFII or RQFII or the Shanghai Stock Exchange through the Shanghai-Hong Kong Stock Connect as of November 17, 2014, and the Shenzhen Stock Exchange through the Shenzhen-Hong Kong Stock Connect as of December 5, 2016. There is no indication as to how long the temporary exemption will remain in effect. Accordingly, the Fund may be subject to such taxes in the future. In addition, there is uncertainty as to the application and

## Fund Summary

### KraneShares MSCI China ESG Leaders Index ETF

implementation of China's value added tax to the Fund's activities. The Fund reserves the right to establish a reserve for taxes which present uncertainty as to whether they will be assessed, although it currently does not do so. If the Fund establishes such a reserve but is not ultimately subject to these taxes, shareholders who redeemed or sold their shares while the reserve was in place will effectively bear the tax and may not benefit from the later release, if any, of the reserve. Conversely, if the Fund does not establish such a reserve but ultimately is subject to the tax, shareholders who redeemed or sold their shares prior to the tax being withheld, reserved or paid will have effectively avoided the tax. Investors should note that such provision, if any, may be excessive or inadequate to meet actual tax liabilities (which could include interest and penalties) on the Fund's investments. Any taxes imposed in connection with the Fund's activities will be borne by the Fund. As a result, investors may be advantaged or disadvantaged depending on the final rules of the relevant tax authorities.

**Hong Kong Risk.** The economy of Hong Kong has few natural resources and any fluctuation or shortage in the commodity markets could have a significant adverse effect on the Hong Kong economy. Hong Kong is also heavily dependent on international trade and finance. Additionally, the continuation and success of the current political, economic, legal and social policies of Hong Kong is dependent on and subject to the control of the Chinese government.

#### China Equity Investing Risks.

**A-Shares Risk.** A-Shares are issued by companies incorporated in mainland China and are traded on Chinese exchanges. Investments in A-Shares are made available to domestic Chinese investors and certain foreign investors, including those who have been approved as a QFII or a RQFII and through the Stock Connect Programs, which currently include the Shanghai-Hong Kong Stock Connect, Shenzhen-Hong Kong Stock Connect, Shanghai-London Stock Connect, and China-Japan Stock Connect. Investments by foreign investors in A-Shares are subject to various restrictions, regulations and limits. The Fund currently intends to gain exposure to A-Shares through the Stock Connect Programs. The Fund may also gain exposure to A-Shares by investing in investments that provide exposure to A-Shares, such as other investment companies, or Krane may acquire a QFII or RQFII license to invest in A-Shares for the Fund. Investments in A-Shares are heavily regulated and the recoupment and repatriation of assets invested in A-Shares is subject to restrictions by the Chinese government. A-Shares may be subject to frequent and widespread trading halts and may become illiquid. This could cause volatility in the Fund's share price and subject the Fund to a greater risk of trading halts.

**Stock Connect Program Risk.** The Stock Connect Programs are subject to daily and aggregate quota limitations, and an investor cannot purchase and sell the same security on the same trading day, which may restrict the Fund's ability to invest in A-Shares through the Programs and to enter into or exit trades on a timely basis. The Shanghai and Shenzhen markets may be open at a time when the participating exchanges located outside of mainland China are not active, with the result that prices of A-Shares may fluctuate at times when the Fund is unable to add to or exit its positions. Only certain China A-Shares are eligible to be accessed through the Stock Connect Programs. Such securities may lose their eligibility at any time, in which case they could be sold but could no longer be purchased through the Stock Connect Programs. Because the Stock Connect Programs are still evolving, the actual effect on the market for trading A-Shares with the introduction of large numbers of foreign investors is still relatively unknown. Further, regulations or restrictions, such as limitations on redemptions or suspension of trading, may adversely impact the program. There is no guarantee that the participating exchanges will continue to support the Stock Connect Programs in the future.



## Fund Summary

### KraneShares MSCI China ESG Leaders Index ETF

Investments in China A-Shares may not be covered by the securities investor protection programs of either exchange and, without the protection of such programs, will be subject to the risk of default by the broker. Because of the way in which China A-Shares are held in the Stock Connect Programs, the Fund may not be able to exercise the rights of a shareholder and may be limited in its ability to pursue claims against the issuer of a security, and may suffer losses in the event the depository of the Chinese exchange becomes insolvent.

**B-Shares Risk.** The China B-Share market is generally smaller, less liquid and has a smaller issuer base than the China A-Share market. The issuers that compose the B-Share market include a broad range of companies, including companies with large, medium and small capitalizations. Further, the B-Shares market may behave very differently from other portions of the Chinese equity markets, and there may be little to no correlation between the performance of the two.

**H-Shares Risk.** H-Shares are foreign securities which, in addition to the risks described herein, are subject to the risk that the Hong Kong stock market may behave very differently from the mainland Chinese stock market. There may be little to no correlation between the performance of the Hong Kong stock market and the mainland Chinese stock market.

**N-Shares Risk.** N-Shares are securities of companies with business operations in mainland China and listed on an American stock exchange, such as the NYSE or NASDAQ. Because companies issuing N-Shares have business operations in China, they are subject to certain political and economic risks in China. The American stock market may behave very differently from the mainland Chinese stock market, and there may be little to no correlation between the performance of the two.

**P-Chip Companies Risk.** P-Chip companies are often run by the private sector and have a majority of their business operations in mainland China. P-Chip shares are traded in Hong Kong dollars on the Hong Kong Stock Exchange, and may also be traded by foreigners. Because they are traded on the Hong Kong Stock Exchange, P-Chips are also subject to risks similar to those associated with investments in H Shares. They are also subject to risks affecting their jurisdiction of incorporation, including any legal or tax changes.

**Red Chip Companies Risk.** Red Chip companies are controlled, either directly or indirectly, by the central, provincial or municipal governments of the PRC. Red Chip shares are traded in Hong Kong dollars on the Hong Kong Stock Exchange and may also be traded by foreigners. Because Red Chip companies are controlled by various PRC governmental authorities, investing in Red Chips involves risks that political changes, social instability, regulatory uncertainty, adverse diplomatic developments, asset expropriation or nationalization, or confiscatory taxation could adversely affect the performance of Red Chip companies. Red Chip companies may be less efficiently run and less profitable than other companies.

**S-Chip Companies Risk.** The Fund may invest in shares of companies with business operations in mainland China and listed on the Singapore Exchange ("S-Chips"). S-Chip shares are issued by companies incorporated anywhere, but many are registered in Singapore, the British Virgin Islands, the Cayman Islands, or Bermuda. They are subject to risks affecting their jurisdiction of incorporation, including any legal or tax changes. S-Chip companies may or may not be owned at least in part by a Chinese central, provincial or municipal government and be subject to the types of risks that come with such ownership described herein. There may be little or no correlation between the performance of the Singapore stock market and the mainland Chinese stock market.

## Fund Summary

### KraneShares MSCI China ESG Leaders Index ETF

#### China Risk – Onshore Investing Risks.

**Custody Risks.** In accordance with Chinese regulations and the terms of a QFII or RQFII license, as applicable, and insofar as Krane acquires a QFII or RQFII license, A-Shares will be held in the joint names of the Fund and Krane. While Krane may not use such an account for any purpose other than for maintaining the Fund's assets, the Fund's assets may not be as well protected as they would be if it were possible for them to be registered and held solely in the name of the Fund. There is a risk that creditors of Krane may assert that the securities are owned by Krane and that regulatory actions taken against Krane may affect the Fund. The risk is particularly acute in the case of cash deposited with a People's Republic of China ("PRC") sub-custodian ("PRC Custodian") because it may not be segregated, and it may be treated as a debt owing from the PRC Custodian to the Fund as a depositor. Thus, in the event of a PRC Custodian bankruptcy, liquidation, or similar event, the Fund may face difficulties and/or encounter delays in recovering its cash.

**Capital Controls Risk.** Economic conditions, such as volatile currency exchange rates and interest rates, political events and other conditions may, without prior warning, lead to intervention by government actors and the imposition of "capital controls." Capital controls include the prohibition of, or restrictions on, the ability to transfer currency, securities or other assets. Levies may be placed on profits repatriated by foreign entities (such as the Fund). Although the RMB is not presently freely convertible, rather it is subject to the approval of the State Administration of Foreign Exchange ("SAFE") and other relevant authorities, repatriations by RQFIIs or through the Stock Connect Programs are currently permitted daily and Chinese authorities have indicated their plans to move to a fully freely convertible RMB. There is no assurance, however, that repatriation restrictions will not be (re-)imposed in the future.

**Equity Securities Risk.** The values of equity securities are subject to factors such as market fluctuations, changes in interest rates and perceived trends in stock prices. Equity securities may be more volatile than other asset classes and are generally subordinate in rank to debt and other securities of the same issuer.

**Emerging Markets Risk.** The Fund's investments in emerging markets are subject to greater risk of loss than investments in developed markets. This is due to, among other things, greater market volatility, greater risk of asset seizures and capital controls, lower trading volume, political and economic instability, greater risk of market shutdown, and more governmental limitations on foreign investments than typically found in developed markets. The economies of emerging markets, and China in particular, may be heavily reliant upon international trade and may suffer disproportionately if international trading declines or is disrupted.

**Foreign Securities Risk.** Investments in securities of non-U.S. issuers may be less liquid than investments in U.S. issuers, may have less governmental regulation and oversight, and are typically subject to different investor protection standards than U.S. issuers. Investments in non-U.S. securities entail the risk of loss due to foreign currency fluctuations and political or economic instability. Foreign market trading hours, clearance and settlement procedures, and holiday schedules may limit the Fund's ability to buy and sell securities. These factors could result in a loss to the Fund.

**Geographic Focus Risk.** The Fund's investments are expected to be focused in a particular country, countries, or region to the same extent as the Underlying Index and therefore the Fund may be susceptible to adverse market, political, regulatory, and geographic events affecting that country, countries or region. Such geographic focus also may subject the Fund to a higher degree of volatility than a more geographically diversified fund.

## Fund Summary

### KraneShares MSCI China ESG Leaders Index ETF

**Currency Risk.** The Fund's net asset value ("NAV") is determined on the basis of the U.S. dollar, therefore, the Fund may lose value if the local currency of a foreign market depreciates against the U.S. dollar, even if the local currency value of the Fund's holdings goes up. Currency exchange rates can be very volatile and can change quickly and unpredictably, which may adversely affect the Fund. The Fund may also be subject to delays in converting or transferring U.S. dollars to foreign currencies for the purpose of purchasing portfolio investments. This may hinder the Fund's performance, including because any delay could result in the Fund missing an investment opportunity and purchasing securities at a higher price than originally intended, or incurring cash drag.

**Non-Diversified Fund Risk.** Because the Fund is non-diversified and may invest a greater portion of its assets in fewer issuers than a diversified fund, changes in the market value of a single portfolio holding could cause greater fluctuations in the Fund's share price than would occur in a diversified fund. This may increase the Fund's volatility and cause the performance of a single portfolio holding or a relatively small number of portfolio holdings to have a greater impact on the Fund's performance.

**ETF Risk.** As an ETF, the Fund is subject to the following risks:

**Authorized Participants Concentration Risk.** The Fund has a limited number of financial institutions that may act as Authorized Participants. To the extent they exit the business or are otherwise unable to proceed in creation and redemption transactions with the Fund and no other Authorized Participant is able to step forward to create or redeem, shares of the Fund may be more likely to trade at a premium or discount to NAV and possibly face trading halts or delisting. Authorized Participant concentration risk may be heightened for exchange-traded funds ("ETFs"), such as the Fund, that invest in securities issued by non-U.S. issuers or other securities or instruments that have lower trading volumes.

**Cash Transactions Risk.** Like other ETFs, the Fund sells and redeems its shares only in large blocks called Creation Units and only to "Authorized Participants." Unlike many other ETFs, however, the Fund expects to effect its creations and redemptions at least partially or fully for cash, rather than in-kind securities. Thus, an investment in the Fund may be less tax-efficient than an investment in other ETFs as the Fund may recognize a capital gain that it could have avoided by making redemptions in-kind. As a result, the Fund may pay out higher capital gains distributions than ETFs that redeem in-kind. Further, paying redemption proceeds in cash rather than through in-kind delivery of portfolio securities may require the Fund to dispose of or sell portfolio investments to obtain the cash needed to distribute redemption proceeds at an inopportune time.

**International Closed Market Trading Risk.** To the extent the Fund's investments trade in markets that are closed when the Fund and Exchange are open, there are likely to be deviations between current pricing of an underlying security and the prices at which the underlying securities are valued for purposes of the Fund's NAV. As a result, Shares may appear to trade at a significant discount or premium to NAV greater than those incurred by other ETFs. In addition, shareholders may not be able to purchase or redeem their shares of the Fund, or purchase or sell shares of the Fund on the Exchange, on days when the NAV of the Fund could be significantly affected by events in the relevant non-U.S. markets.

**Premium/Discount Risk.** There may be times when the market price of the Fund's shares is more than the NAV intra-day (at a premium) or less than the NAV intra-day (at a discount). As a result, shareholders of the Fund may pay more than NAV when purchasing shares and receive less than NAV when selling Fund shares. This risk is heightened in times of market volatility or periods of steep market declines. In such market conditions, market or stop loss orders to sell Fund shares may be executed at prices well below NAV.

## Fund Summary

### KraneShares MSCI China ESG Leaders Index ETF

**Secondary Market Trading Risk.** Investors buying or selling shares in the secondary market will normally pay brokerage commissions, which are often a fixed amount and may be a significant proportional cost for investors buying or selling relatively small amounts of shares. Secondary market trading is subject to bid-ask spreads and trading in Fund shares may be halted by the Exchange because of market conditions or other reasons. If a trading halt occurs, a shareholder may temporarily be unable to purchase or sell shares of the Fund. In addition, although the Fund's shares are listed on the Exchange, there can be no assurance that an active trading market for shares will develop or be maintained or that the Fund's shares will continue to be listed.

**Small Fund Risk.** The Fund is small and does not yet have a significant number of shares outstanding. Small funds are at greater risk than larger funds of wider bid-ask spreads for its shares, trading at a greater premium or discount to NAV, liquidation and/or a stop to trading.

**Liquidity Risk.** The Fund's investments are subject to liquidity risk, which exists when an investment is or becomes difficult or impossible to purchase or sell at an advantageous time and price. If a transaction is particularly large or if the relevant market is or becomes illiquid, it may not be possible to initiate a transaction or liquidate a position, which may cause the Fund to suffer significant losses and difficulties in meeting redemptions. Liquidity risk may be the result of, among other things, market turmoil, the reduced number and capacity of traditional market participants, or the lack of an active trading market. Markets for securities or financial instruments could be disrupted by a number of events, including, but not limited to, an economic crisis, natural disasters, new legislation or regulatory changes inside or outside the U.S. Liquid investments may become less liquid after being purchased by the Fund, particularly during periods of market stress. In addition, if a number of securities held by the Fund stop trading, it may have a cascading effect and cause the Fund to halt trading. Volatility in market prices will increase the risk of the Fund being subject to a trading halt. Certain countries in which the Fund may invest may be subject to extended settlement delays and/or foreign holidays, during which the Fund will unlikely be able to convert holdings to cash.

**ESG Risk.** Issuers with businesses with high ESG ratings may be difficult to identify and investments in them may be volatile. Even companies with high ESG ratings may not necessarily compare favorably with respect to the ESG practices of other issuers. The ESG investment strategy limits the types and number of investment opportunities available and, as a result, the strategy may underperform other strategies that do not have an ESG focus. The ESG investment strategy may result in the Fund's investing in securities or industry sectors that underperform the market as a whole or underperform other funds screened for ESG standards. Investing based on ESG criteria is qualitative and subjective by nature and there is no guarantee that the criteria used by the Fund will reflect the beliefs or values of any particular investor.

**Small- and Mid-Capitalization Company Risk.** Investing in the securities of small and medium capitalization companies involves greater risk and the possibility of greater price volatility than investing in larger capitalization companies. Since small and medium-sized companies may have limited operating histories, product lines and financial resources, the securities of these companies may be less liquid and more volatile. They may also be sensitive to (expected) changes in interest rates and earnings.

**Large Capitalization Company Risk.** Large capitalization companies may be unable to respond quickly to new competitive challenges and attain the high growth rate of successful smaller companies, especially during extended periods of economic expansion. As such, returns on investments in stocks of large capitalization companies could trail the returns on investments in stocks of small and mid capitalization companies.

## Fund Summary

### KraneShares MSCI China ESG Leaders Index ETF

**Concentration Risk.** The Fund's assets are expected to be concentrated in an industry or group of industries to the extent that the Underlying Index concentrates in a particular industry or group of industries. The securities of companies in an industry or group of industries could react similarly to market developments. Thus, the Fund is subject to loss due to adverse occurrences that affect one industry or group of industries or sector. While the Fund's sector and industry exposure is expected to vary over time based on the composition of the Underlying Index, the Fund is currently subject to the principal risks described below.

**Consumer Discretionary Sector Risk.** The success of consumer product manufacturers and retailers is tied closely to the performance of the overall domestic and international economy, interest rates, competition and consumer confidence. Success depends heavily on disposable household income and consumer spending. Changes in demographics and consumer tastes can also affect the demand for, and success of, consumer products in the marketplace.

**Financials Sector Risk.** The performance of companies in the financials sector may be adversely impacted by many factors, including, among others, government regulations, economic conditions, credit rating downgrades, changes in interest rates, and decreased liquidity in credit markets. This sector has experienced significant losses in the recent past, and the impact of more stringent capital requirements and of recent or future regulation on any individual financial company or on the sector as a whole cannot be predicted.

**Healthcare Sector Risk.** The profitability of companies in the healthcare sector may be affected by government regulations and government healthcare programs, government reimbursement for medical expenses, increases or decreases in the cost of medical products and services, limited product lines, increased emphasis on the delivery of healthcare through outpatient services and product liability claims. Many healthcare companies are heavily dependent on patent protection, which may be time consuming and costly, and the expiration of a company's patent may adversely affect that company's profitability. Healthcare companies are subject to competitive forces that may result in pricing pressure, including price discounting, and may be thinly capitalized and susceptible to product obsolescence. Many new products in the healthcare sector require significant research and development and may be subject to regulatory approvals, which may be time consuming and costly and with no guarantee that the product will come to market.

**Passive Investment Risk.** There is no guarantee that the Underlying Index will create the desired exposure and the Fund is not actively managed. It does not seek to "beat" the Underlying Index or take temporary defensive positions when markets decline. Therefore, the Fund may purchase or hold securities with current or projected underperformance.

**Management Risk.** The Fund may not fully replicate the Underlying Index and may hold less than the total number of securities in the Underlying Index. Therefore, the Fund is subject to the risk that Krane's security selection process may not produce the intended results.

**Tracking Error Risk.** The Fund's return may not match or achieve a high degree of correlation with the return of the Underlying Index. This may be due to, among other factors, the Fund holding cash under certain circumstances in lieu of Underlying Index securities, such as when the Fund is subject to delays converting U.S. dollars into a foreign currency to purchase foreign securities and unable to invest in certain constituents of the Underlying Index due to regulatory constraints, trading suspensions, and legal restrictions imposed by foreign governments. To the extent that the Fund

## Fund Summary

### KraneShares MSCI China ESG Leaders Index ETF

employs a representative sampling strategy or calculates its NAV based on fair value prices and the value of the Underlying Index is based on securities' closing prices on local foreign markets, the Fund's ability to track the Underlying Index may be adversely affected.

**Market Risk.** The values of the Fund's holdings could decline generally or could underperform other investments. In addition, there is a risk that policy changes by the U.S. Government, Federal Reserve, and/or other government actors could cause volatility in global financial markets, negative sentiment and higher levels of Fund redemptions, which could have a negative impact on the Fund and could result in losses. Geopolitical and other risks, including environmental and public health risks may add to instability in world economies and markets generally. Changes in value may be temporary or may last for extended periods. Further, the Fund is susceptible to the risk that certain investments may be difficult or impossible to sell at a favorable time or price. Market developments may also cause the Fund's investments to become less liquid and subject to erratic price movements. Such market developments may also cause the Fund to encounter difficulties in timely honoring redemptions, especially if market events cause an increased incidence of shareholder redemptions.

**High Portfolio Turnover Risk.** The Fund may incur high portfolio turnover rates, which may increase the Fund's brokerage commission costs and negatively impact the Fund's performance. Such portfolio turnover also may generate net short-term capital gains.

**Valuation Risk.** Independent market quotations for certain investments held by the Fund may not be readily available, and such investments may be fair valued or valued by a pricing service at an evaluated price. These valuations involve subjectivity and different market participants may assign different prices to the same investment. As a result, there is a risk that the Fund may not be able to sell an investment at the price assigned to the investment by the Fund. In addition, the securities in which the Fund invests may trade on days that the Fund does not price its shares; as a result, the value of Fund shares may change on days when investors cannot purchase or sell their Fund holdings.

**Tax Risk.** In order to qualify for the favorable tax treatment available to regulated investment companies, the Fund must satisfy certain income, asset diversification and distribution requirements each year. The Fund's investments in issuers whose control persons are not certain creates a risk that tax authorities may retrospectively deem the Fund to have failed the asset diversification requirements. If the Fund were to fail the favorable tax treatment requirements, it would be taxed in the same manner as an ordinary corporation, which would adversely affect its performance.

**Depository Receipts Risk.** The Fund may hold the securities of foreign companies in the form of depository receipts, including American Depositary Receipts and Global Depositary Receipts. Investing in depository receipts entails the risks associated with foreign investments, such as fluctuations in foreign currency exchange rates and political and economic risks distinct from those associated with investing directly in the securities of U.S. issuers. In addition, the value of the securities underlying the depository receipts may change materially when the U.S. markets are not open for trading, which will affect the value of the depository receipts.

**Derivatives Risk.** The use of derivatives (including swaps, futures, forwards, structured notes and options) may involve leverage, which includes risks that are different from, and greater than, the risks associated with investing directly in a reference asset, because a small investment in a derivative can result in a large impact on the Fund and may cause the Fund to be more volatile. Derivatives may at times be highly illiquid, and the Fund may not be able to close out or sell a derivative at a

## Fund Summary

### KraneShares MSCI China ESG Leaders Index ETF

particular time or at an anticipated price. Derivatives can be difficult to value and valuation may be more difficult in times of market turmoil. There may be imperfect correlation between the derivative and that of the reference asset, resulting in unexpected returns that could materially adversely affect the Fund. Certain derivatives (such as swaps and options) are bi-lateral agreements that expose the Fund to counterparty risk, which is the risk of loss in the event that the counterparty to an agreement fails to make required payments or otherwise comply with the terms of derivative. In that case, the Fund may suffer losses potentially equal to, or greater than, the full value of the derivative if the counterparty fails to perform its obligations. That risk is generally thought to be greater with over-the-counter (OTC) derivatives than with derivatives that are exchange traded or centrally cleared. Counterparty risks are compounded by the fact that there are only a limited number of ways available to invest in certain reference assets and, therefore, there may be few counterparties to swaps or options based on those reference assets. Many derivatives are subject to segregation requirements that require the Fund to segregate the market or notional value of the derivatives, which could impede the portfolio management of the Fund.

**Investments in Investment Companies Risk.** The Fund may invest in other investment companies, including those that are advised, sponsored or otherwise serviced by Krane and/or its affiliates. The Fund will indirectly be exposed to the risks of investments by such funds and will incur its pro rata share of the underlying fund's expenses. Additionally, investments in ETFs are subject to ETF Risk. Krane is subject to conflicts of interest in allocating Fund assets to investment companies that are advised, sponsored or otherwise serviced by Krane and/or its affiliates. To the extent that the Fund invests in investment companies or other pooled investment vehicles that are not registered pursuant to the 1940 Act, including foreign investment companies, it will not enjoy the protections of the U.S. law.

**Securities Lending Risk.** To the extent the Fund lends its securities, it may be subject to the following risks: (1) the securities in which the collateral is invested may not perform sufficiently to cover the return collateral payments owed to borrowers; (2) delays may occur in the recovery of securities from borrowers, which could interfere with the Fund's ability to vote proxies or to settle transactions; and (3) although borrowers of the Fund's securities typically provide collateral in the form of cash that is reinvested in securities, there is the risk of possible loss of rights in the collateral should the borrower fail financially.

**Cash and Cash Equivalents Risk.** The Fund may hold cash or cash equivalents. Generally, such positions offer less potential for gain than other investments. This is particularly true when the market for other investments in which the Fund may invest is rapidly rising. If the Fund holds cash uninvested it will be subject to the credit risk of the depositing institution holding the cash.

### Performance Information

Once the Fund has completed a full calendar year of operations, a bar chart and table will be included in this Prospectus that will provide some indication of the risks of investing in the Fund by showing the variability of the Fund's return based on net assets and comparing the variability of the Fund's return to a broad measure of market performance. Once available, the Fund's current performance information will be available at [www.kraneshares.com](http://www.kraneshares.com). Past performance does not necessarily indicate how the Fund will perform in the future.

## Fund Summary

### KraneShares MSCI China ESG Leaders Index ETF

#### Management

##### Investment Adviser

Krane Funds Advisors, LLC serves as the investment adviser to the Fund.

##### Portfolio Managers

James Maund, Head of Capital Markets at the Adviser, has served as lead portfolio manager for the Fund since its inception in 2020. Jonathan Shelon, Chief Operating Officer of the Adviser, also serves as a portfolio manager of the Fund. Mr. Shelon supports Mr. Maund and Krane's investment team for the Fund and has been a portfolio manager of the Fund since its inception in 2020.

##### Purchase and Sale of Fund Shares

Shares may be purchased and redeemed from the Fund only in "Creation Units" of 50,000 shares, or multiples thereof. As a practical matter, only institutions and large investors, such as market makers or other large broker-dealers, purchase or redeem Creation Units. Most investors will buy and sell shares of the Fund on the Exchange. Individual shares can be bought and sold throughout the trading day like other publicly traded securities through a broker-dealer on the Exchange. These transactions do not involve the Fund. The price of an individual Fund share is based on market prices, which may be different from its NAV. As a result, the Fund's shares may trade at a price greater than the NAV (at a premium) or less than the NAV (at a discount). An investor may incur costs attributable to the difference between the highest price a buyer is willing to pay to purchase shares of the Fund (bid) and the lowest price a seller is willing to accept for shares of the Fund (ask) when buying or selling shares in the secondary market (the "bid-ask spread"). Most investors will incur customary brokerage commissions and charges when buying or selling shares of the Fund through a broker-dealer.

Recent information regarding the Fund, including its NAV, market price, premiums and discounts, and bid ask spreads, are available on the Fund's website at [www.kraneshares.com](http://www.kraneshares.com).

##### Tax Information

Fund distributions are generally taxable as ordinary income, qualified dividend income or capital gains (or a combination), unless your investment is in an IRA or other tax-advantaged retirement account, which may be taxable upon withdrawal.

##### Payments to Broker-Dealers and Other Financial Intermediaries

If you purchase Fund shares through a broker-dealer or other financial intermediary (such as a bank), the Fund and its related companies may pay the intermediary for the sale of Fund shares and related services. These payments may create a conflict of interest by influencing the broker-dealer or other intermediary and your sales person to recommend the Fund over another investment. Ask your sales person or visit your financial intermediary's website for more information.



Fund Summary

KraneShares MSCI Emerging Markets ex China Index ETF

Investment Objective

The KraneShares MSCI Emerging Markets ex China Index ETF (the “Fund”) seeks to provide investment results that, before fees and expenses, correspond generally to the price and yield performance of a specific equity securities index. The Fund’s current index is the MSCI Emerging Markets ex China Index (the “Underlying Index”).

Fees and Expenses of the Fund

The following table describes the fees and expenses you may pay if you buy, hold and sell shares of the Fund. You may pay other fees, such as brokerage commissions and other fees to financial intermediaries, which are not reflected in the tables and examples below.

Shareholder Fees (fees paid directly from your investment) . . . . .	None
<b>Annual Fund Operating Expenses</b>	
(expenses that you pay each year as a percentage of the value of your investment)	
Management Fees . . . . .	0.58%
Distribution and/or Service (12b-1) Fees* . . . . .	0.00%
Other Expenses . . . . .	0.00%
<b>Total Annual Fund Operating Expenses.</b> . . . .	0.58%
Fee Waiver** . . . . .	-0.35%
<b>Total Annual Fund Operating Expenses After Fee Waiver</b> . . . . .	0.23%

\* Pursuant to a Distribution Plan, the Fund may bear a Rule 12b-1 fee not to exceed 0.25% per year of the Fund's average daily net assets. However, no such fee is currently paid by the Fund, and the Board of Trustees has not currently approved the commencement of any payments under the Distribution Plan.

\*\* The Fund's investment adviser, Krane Funds Advisors, LLC ("Krane" or "Adviser"), has contractually agreed to waive its management fee by 0.35% of the Fund's average daily net assets ("Fee Waiver"). The Fee Waiver will continue until August 1, 2022, and may only be terminated prior thereto by the Board.

Example

This Example is intended to help you compare the cost of investing in the Fund with the cost of investing in other funds. The Example assumes that you invest \$10,000 in the Fund for the time periods indicated. The Example also assumes that your investment has a 5% return each year and that the Fund’s operating expenses remain the same, except that it reflects the Fee Waiver for the period described above. Although your actual costs may be higher or lower, based on these assumptions, whether you do or do not sell your shares, your costs would be:

<u>1 Year</u>	<u>3 Years</u>	<u>5 Years</u>	<u>10 Years</u>
\$24	\$151	\$289	\$692

Portfolio Turnover

The Fund pays transaction costs, such as commissions, when it buys and sells securities (or “turns over” its portfolio). A higher portfolio turnover rate may indicate higher transaction costs and may result in higher taxes when Fund shares are held in a taxable account. These costs, which are not reflected in the Annual Fund Operating Expenses or in the Example, affect the Fund’s performance. During the most recent fiscal year, the Fund’s portfolio turnover rate was 19% of the average value of its portfolio. This rate excludes the value of portfolio securities received or delivered as a result of in-kind creations or redemptions of the Fund’s shares.

## Fund Summary

### KraneShares MSCI Emerging Markets ex China Index ETF

#### Principal Investment Strategies

Under normal circumstances, the Fund will invest at least 80% of its total assets in components of the Underlying Index and depositary receipts, including American depositary receipts (“ADRs”), representing such constituents. The Underlying Index is a free float-adjusted market capitalization weighted index designed to measure the equity market performance of mid- and large-cap companies of emerging market countries, excluding China. The Underlying Index is based on the MSCI Emerging Markets Index, but excludes the securities of Chinese issuers. The Underlying Index generally classifies an issuer as coming from a particular country based on where it is incorporated and where its stock is primarily listed. When an issuer's securities are primarily listed outside of its country of incorporation, the Underlying Index also considers the following factors, among others, in determining where the issuer is from: (1) the secondary listings, if any, of the issuer's securities; (2) the geographic distribution of the issuer's shareholder base; (3) the location of its headquarters; (4) the geographic distribution of its operations (in terms of assets and revenues); (5) the issuer's history, and (6) the country with which investors associate the issuer. Each issuer and its securities are classified in only one country.

The Underlying Index, as of each rebalance, includes equity securities that, among other matters: (1) are issued by companies from Emerging Market countries (as defined below); and (2) are issued by companies whose free-float market capitalizations are in the top 85% of the Emerging Market from which they come.

As of May 31, 2021, the Underlying Index included issuers from the following “Emerging Markets”: Argentina, Brazil, Chile, Colombia, Czech Republic, Egypt, Greece, Hungary, India, Indonesia, Korea, Malaysia, Mexico, Pakistan, Peru, Philippines, Poland, Qatar, Russia, Saudi Arabia, South Africa, Taiwan, Thailand, Turkey and United Arab Emirates.

The Fund may invest up to 20% of its assets in instruments that are not included in the Underlying Index, but that Krane believes will help the Fund track the Underlying Index. These investments may include equity securities and depositary receipts of issuers whose securities are not constituents of the Underlying Index, derivative instruments (including swaps, futures, forwards, structured notes and options), other investment companies (including exchange traded funds or “ETFs”) and cash or cash equivalents (including money market funds). The other investment companies in which the Fund may invest may be advised, sponsored or otherwise serviced by Krane and/or its affiliates.

Although the Fund reserves the right to replicate (or hold all constituents of) the Underlying Index, the Fund expects to use representative sampling to track the Underlying Index. “Representative sampling” is a strategy that involves investing in a representative sample of securities that collectively have an investment profile similar to the Underlying Index.

To the extent the Underlying Index is concentrated in a particular industry, the Fund is expected to be concentrated in that industry. As of May 31, 2021, the Underlying Index included 677 securities of companies with a market capitalization range of approximately \$446.9 million to \$532.7 billion and an average market capitalization of approximately \$7.9 billion. The largest country representations in the Underlying Index were Taiwan (22.3%) and South Korea (21.5%). The largest sectors represented in the Underlying Index were the Information Technology sector (28.8%) and Financials sector (21%). The Underlying Index is rebalanced quarterly.

The Fund may engage in securities lending.

## Fund Summary

### KraneShares MSCI Emerging Markets ex China Index ETF

#### Principal Risks

As with all ETFs, a shareholder of the Fund is subject to the risk that his or her investment could lose money. The Fund may not achieve its investment objective and an investment in the Fund is not by itself a complete or balanced investment program. An investment in the Fund is not a deposit with a bank and is not insured or guaranteed by the Federal Deposit Insurance Corporation or any other government agency. An investment in the Fund involves the risk of total loss. In addition to these risks, the Fund is subject to a number of additional principal risks that may affect the value of its shares, including:

**Emerging Markets Risk.** The Fund's investments in emerging markets are subject to greater risk of loss than investments in developed markets. This is due to, among other things, greater market volatility, greater risk of asset seizures and capital controls, lower trading volume, political and economic instability, greater risk of market shutdown, and more governmental limitations on foreign investments than typically found in developed markets. The economies of emerging markets may be heavily reliant upon international trade and may suffer disproportionately if international trading declines or is disrupted.

**Geographic Focus Risk.** The Fund's investments are expected to be focused in a particular country, countries, or region to the same extent as the Underlying Index and therefore the Fund may be susceptible to adverse market, political, regulatory, and geographic events affecting that country, countries or region. Such geographic focus also may subject the Fund to a higher degree of volatility than a more geographically diversified fund.

**Equity Securities Risk.** The values of equity securities are subject to factors such as market fluctuations, changes in interest rates and perceived trends in stock prices. Equity securities may be more volatile than other asset classes and are generally subordinate in rank to debt and other securities of the same issuer.

**Foreign Securities Risk.** Investments in securities of non-U.S. issuers may be less liquid than investments in U.S. issuers, may have less governmental regulation and oversight, and are typically subject to different investor protection standards than U.S. issuers. Investments in non-U.S. securities entail the risk of loss due to foreign currency fluctuations and political or economic instability. Foreign market trading hours, clearance and settlement procedures, and holiday schedules may limit the Fund's ability to buy and sell securities. These factors could result in a loss to the Fund.

**Taiwan Risk.** Investments in Taiwanese issuers involve risks that are specific to Taiwan, including legal, regulatory, political and economic risks. Political and economic developments of Taiwan's neighbors may have an adverse effect on Taiwan's economy. Specifically, Taiwan's geographic proximity and history of political contention with China have resulted in ongoing tensions, which may materially affect the Taiwanese economy and its securities market and may have an adverse impact on the values of the Fund's investments in Taiwan, or make such investments impracticable or impossible.

**South Korea Risk.** The Fund is susceptible to adverse market, political, regulatory and geographic events affecting South Korea. The South Korean economy is dependent on the economies of other Asian countries, especially China and Southeast Asia, and the United States as key trading partners. Furthermore, South Korea's economy may be significantly affected by currency fluctuations and increasing competition from Asia's other low-cost emerging economies. Also, tensions with North Korea could escalate and lead to further uncertainty in the political and economic climate of South Korea.

## Fund Summary

### KraneShares MSCI Emerging Markets ex China Index ETF

**Currency Risk.** The Fund's net asset value ("NAV") is determined on the basis of the U.S. dollar, therefore, the Fund may lose value if the local currency of a foreign market depreciates against the U.S. dollar, even if the local currency value of the Fund's holdings goes up. Currency exchange rates can be very volatile and can change quickly and unpredictably, which may adversely affect the Fund. The Fund may also be subject to delays in converting or transferring U.S. dollars to foreign currencies for the purpose of purchasing portfolio investments. This may hinder the Fund's performance, including because any delay could result in the Fund missing an investment opportunity and purchasing securities at a higher price than originally intended, or incurring cash drag.

**Concentration Risk.** The Fund's assets are expected to be concentrated in an industry or group of industries to the extent that the Underlying Index concentrates in a particular industry or group of industries. The securities of companies in an industry or group of industries could react similarly to market developments. Thus, the Fund is subject to loss due to adverse occurrences that affect one industry or group of industries or sector. While the Fund's sector and industry exposure is expected to vary over time based on the composition of the Underlying Index, the Fund is currently subject to the principal risks described below.

**Financials Sector Risk.** The performance of companies in the financials sector may be adversely impacted by many factors, including, among others, government regulations, economic conditions, credit rating downgrades, changes in interest rates, and decreased liquidity in credit markets. This sector has experienced significant losses in the recent past, and the impact of more stringent capital requirements and of recent or future regulation on any individual financial company or on the sector as a whole cannot be predicted.

**Information Technology Sector Risk.** Market or economic factors impacting information technology companies and companies that rely heavily on technology advances could have a major effect on the value of stocks in the information technology sector. The value of stocks of technology companies and companies that rely heavily on technology is particularly vulnerable to rapid changes in technology product cycles, rapid product obsolescence, government regulation and competition, both domestically and internationally, including competition from competitors with lower production costs. Information technology companies and companies that rely heavily on technology, especially those of smaller, less-seasoned companies, tend to be more volatile than the overall market. Information technology companies are heavily dependent on patent and intellectual property rights, the loss or impairment of which may adversely affect profitability. Additionally, companies in the information technology sector may face dramatic and often unpredictable changes in growth rates and competition for the services of qualified personnel.

**ETF Risk.** As an ETF, the Fund is subject to the following risks:

**Authorized Participants Concentration Risk.** The Fund has a limited number of financial institutions that may act as Authorized Participants. To the extent they exit the business or are otherwise unable to proceed in creation and redemption transactions with the Fund and no other Authorized Participant is able to step forward to create or redeem, shares of the Fund may be more likely to trade at a premium or discount to NAV and possibly face trading halts or delisting. Authorized Participant concentration risk may be heightened for exchange-traded funds ("ETFs"), such as the Fund, that invest in securities issued by non-U.S. issuers or other securities or instruments that have lower trading volumes.

## Fund Summary

### KraneShares MSCI Emerging Markets ex China Index ETF

**Cash Transactions Risk.** Like other ETFs, the Fund sells and redeems its shares only in large blocks called Creation Units and only to “Authorized Participants.” Unlike many other ETFs, however, the Fund expects to effect its creations and redemptions at least partially or fully for cash, rather than in-kind securities. Thus, an investment in the Fund may be less tax-efficient than an investment in other ETFs as the Fund may recognize a capital gain that it could have avoided by making redemptions in-kind. As a result, the Fund may pay out higher capital gains distributions than ETFs that redeem in-kind. Further, paying redemption proceeds in cash rather than through in-kind delivery of portfolio securities may require the Fund to dispose of or sell portfolio investments to obtain the cash needed to distribute redemption proceeds at an inopportune time.

**International Closed Market Trading Risk.** To the extent the Fund’s investments trade in markets that are closed when the Fund and Exchange are open, there are likely to be deviations between current pricing of an underlying security and the prices at which the underlying securities are valued for purposes of the Fund’s NAV. As a result, Shares may appear to trade at a significant discount or premium to NAV greater than those incurred by other ETFs. In addition, shareholders may not be able to purchase or redeem their shares of the Fund, or purchase or sell shares of the Fund on the Exchange, on days when the NAV of the Fund could be significantly affected by events in the relevant non-U.S. markets.

**Small Fund Risk.** The Fund is small and does not yet have a significant number of shares outstanding. Small funds are at greater risk than larger funds of wider bid-ask spreads for its shares, trading at a greater premium or discount to NAV, liquidation and/or a stop to trading.

**Premium/Discount Risk.** There may be times when the market price of the Fund’s shares is more than the NAV intra-day (at a premium) or less than the NAV intra-day (at a discount). As a result, shareholders of the Fund may pay more than NAV when purchasing shares and receive less than NAV when selling Fund shares. This risk is heightened in times of market volatility or periods of steep market declines. In such market conditions, market or stop loss orders to sell Fund shares may be executed at prices well below NAV.

**Secondary Market Trading Risk.** Investors buying or selling shares in the secondary market will normally pay brokerage commissions, which are often a fixed amount and may be a significant proportional cost for investors buying or selling relatively small amounts of shares. Secondary market trading is subject to bid-ask spreads and trading in Fund shares may be halted by the Exchange because of market conditions or other reasons. If a trading halt occurs, a shareholder may temporarily be unable to purchase or sell shares of the Fund. In addition, although the Fund’s shares are listed on the Exchange, there can be no assurance that an active trading market for shares will develop or be maintained or that the Fund’s shares will continue to be listed.

**Liquidity Risk.** The Fund’s investments are subject to liquidity risk, which exists when an investment is or becomes difficult or impossible to purchase or sell at an advantageous time and price. If a transaction is particularly large or if the relevant market is or becomes illiquid, it may not be possible to initiate a transaction or liquidate a position, which may cause the Fund to suffer significant losses and difficulties in meeting redemptions. Liquidity risk may be the result of, among other things, market turmoil, the reduced number and capacity of traditional market participants, or the lack of an active trading market. Markets for securities or financial instruments could be disrupted by a number of events, including, but not limited to, an economic crisis, natural disasters, new legislation or regulatory changes inside or outside the U.S. Liquid investments may become less liquid after being purchased by the Fund, particularly during periods of market stress. In addition, if a number of

## Fund Summary

### KraneShares MSCI Emerging Markets ex China Index ETF

securities held by the Fund stop trading, it may have a cascading effect and cause the Fund to halt trading. Volatility in market prices will increase the risk of the Fund being subject to a trading halt. Certain countries in which the Fund may invest may be subject to extended settlement delays and/or foreign holidays, during which the Fund will unlikely be able to convert holdings to cash.

**Small- and Mid-Capitalization Company Risk.** Investing in the securities of small and medium capitalization companies involves greater risk and the possibility of greater price volatility than investing in larger capitalization companies. Since small and medium-sized companies may have limited operating histories, product lines and financial resources, the securities of these companies may be less liquid and more volatile. They may also be sensitive to (expected) changes in interest rates and earnings.

**Large Capitalization Company Risk.** Large capitalization companies may be unable to respond quickly to new competitive challenges and attain the high growth rate of successful smaller companies, especially during extended periods of economic expansion. As such, returns on investments in stocks of large capitalization companies could trail the returns on investments in stocks of small and mid capitalization companies.

**Passive Investment Risk.** There is no guarantee that the Underlying Index will create the desired exposure and the Fund is not actively managed. It does not seek to “beat” the Underlying Index or take temporary defensive positions when markets decline. Therefore, the Fund may purchase or hold securities with current or projected underperformance.

**Management Risk.** The Fund may not fully replicate the Underlying Index and may hold less than the total number of securities in the Underlying Index. Therefore, the Fund is subject to the risk that Krane’s security selection process may not produce the intended results.

**Tracking Error Risk.** The Fund’s return may not match or achieve a high degree of correlation with the return of the Underlying Index. This may be due to, among other factors, the Fund holding cash under certain circumstances in lieu of Underlying Index securities, such as when the Fund is subject to delays converting U.S. dollars into a foreign currency to purchase foreign securities and unable to invest in certain constituents of the Underlying Index due to regulatory constraints, trading suspensions, and legal restrictions imposed by foreign governments. To the extent that the Fund employs a representative sampling strategy or calculates its NAV based on fair value prices and the value of the Underlying Index is based on securities’ closing prices on local foreign markets, the Fund’s ability to track the Underlying Index may be adversely affected.

**Market Risk.** The values of the Fund’s holdings could decline generally or could underperform other investments. In addition, there is a risk that policy changes by the U.S. Government, Federal Reserve, and/or other government actors could cause volatility in global financial markets and negative sentiment, which could have a negative impact on the Fund and could result in losses. Geopolitical and other risks, including environmental and public health risks may add to instability in world economies and markets generally. Changes in value may be temporary or may last for extended periods. Further, the Fund is susceptible to the risk that certain investments may be difficult or impossible to sell at a favorable time or price. Market developments may also cause the Fund’s investments to become less liquid and subject to erratic price movements.

**Valuation Risk.** Independent market quotations for certain investments held by the Fund may not be readily available, and such investments may be fair valued or valued by a pricing service at an evaluated price. These valuations involve subjectivity and different market participants may assign

## Fund Summary

### KraneShares MSCI Emerging Markets ex China Index ETF

different prices to the same investment. As a result, there is a risk that the Fund may not be able to sell an investment at the price assigned to the investment by the Fund. In addition, the securities in which the Fund invests may trade on days that the Fund does not price its shares; as a result, the value of Fund shares may change on days when investors cannot purchase or sell their Fund holdings.

**Tax Risk.** In order to qualify for the favorable tax treatment available to regulated investment companies, the Fund must satisfy certain income, asset diversification and distribution requirements each year. The Fund's investments in issuers whose control persons are not certain creates a risk that tax authorities may retrospectively deem the Fund to have failed the asset diversification requirements. If the Fund were to fail the favorable tax treatment requirements, it would be taxed in the same manner as an ordinary corporation, which would adversely affect its performance.

**Depository Receipts Risk.** The Fund may hold the securities of foreign companies in the form of depository receipts, including American Depositary Receipts and Global Depositary Receipts. Investing in depository receipts entails the risks associated with foreign investments, such as fluctuations in foreign currency exchange rates and political and economic risks distinct from those associated with investing in the securities of U.S. issuers. In addition, the value of the securities underlying the depository receipts may change materially when the U.S. markets are not open for trading, which will affect the value of the depository receipts.

**Derivatives Risk.** The use of derivatives (including swaps, futures, forwards, structured notes and options) may involve leverage, which includes risks that are different from, and greater than, the risks associated with investing directly in a reference asset, because a small investment in a derivative can result in a large impact on the Fund and may cause the Fund to be more volatile. Derivatives may at times be highly illiquid, and the Fund may not be able to close out or sell a derivative at a particular time or at an anticipated price. Derivatives can be difficult to value and valuation may be more difficult in times of market turmoil. There may be imperfect correlation between the derivative and that of the reference asset, resulting in unexpected returns that could materially adversely affect the Fund. Certain derivatives (such as swaps and options) are bi-lateral agreements that expose the Fund to counterparty risk, which is the risk of loss in the event that the counterparty to an agreement fails to make required payments or otherwise comply with the terms of derivative. In that case, the Fund may suffer losses potentially equal to, or greater than, the full value of the derivative if the counterparty fails to perform its obligations. That risk is generally thought to be greater with over-the-counter (OTC) derivatives than with derivatives that are exchange traded or centrally cleared. Counterparty risks are compounded by the fact that there are only a limited number of ways available to invest in certain reference assets and, therefore, there may be few counterparties to swaps or options based on those reference assets. Many derivatives are subject to segregation requirements that require the Fund to segregate the market or notional value of the derivatives, which could impede the portfolio management of the Fund.

**IPO Risk.** Securities issued in IPOs have no trading history, and information about the companies may be available for very limited periods. In addition, the prices of securities sold in IPOs may be highly volatile. At any particular time or from time to time, the Fund may not be able to invest in securities issued in IPOs, or invest to the extent desired, because, for example, only a small portion (if any) of the securities being offered in an IPO may be available to the Fund. In addition, as the Fund increases in size, the impact of IPOs on the Fund's performance will generally decrease.

Fund Summary

KraneShares MSCI Emerging Markets ex China Index ETF

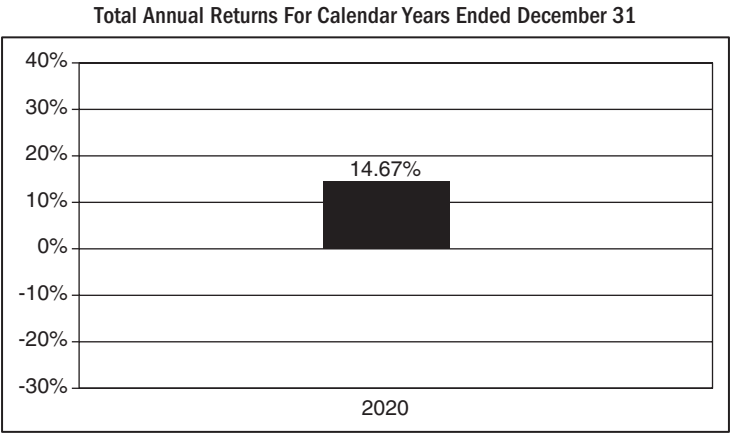
**Investments in Investment Companies Risk.** The Fund may invest in other investment companies, including those that are advised, sponsored or otherwise serviced by Krane and/or its affiliates. The Fund will indirectly be exposed to the risks of investments by such funds and will incur its pro rata share of the underlying fund's expenses. Additionally, investments in ETFs are subject to ETF Risk. Krane is subject to conflicts of interest in allocating Fund assets to investment companies that are advised, sponsored or otherwise serviced by Krane and/or its affiliates. To the extent that the Fund invests in investment companies or other pooled investment vehicles that are not registered pursuant to the 1940 Act, including foreign investment companies, it will not enjoy the protections of the U.S. law.

**Securities Lending Risk.** To the extent the Fund lends its securities, it may be subject to the following risks: (1) the securities in which the collateral is invested may not perform sufficiently to cover the applicable rebate rates paid to borrowers and related administrative costs; (2) delays may occur in the recovery of securities from borrowers, which could interfere with the Fund's ability to vote proxies or to settle transactions; and (3) although borrowers of the Fund's securities typically provide collateral in the form of cash that is reinvested in securities, there is the risk of possible loss of rights in the collateral should the borrower fail financially.

**Cash and Cash Equivalents Risk.** The Fund may hold cash or cash equivalents. Generally, such positions offer less potential for gain than other investments. This is particularly true when the market for other investments in which the Fund may invest is rapidly rising. If the Fund holds cash uninvested it will be subject to the credit risk of the depositing institution holding the cash.

Performance Information

The following bar chart and table illustrate the variability of the Fund's returns and indicate the risks of investing in the Fund by showing how the Fund's average annual total returns compare with those of a broad measure of market performance. All returns include the reinvestment of dividends and distributions. As always, please note that the Fund's past performance (before and after taxes) is not necessarily an indication of how it will perform in the future. Updated performance information is available at no cost by visiting [www.kraneshares.com](http://www.kraneshares.com).



As of June 30, 2021, the Fund's calendar year-to-date total return was 10.07%.



## Fund Summary

### KraneShares MSCI Emerging Markets ex China Index ETF

#### Best and Worst Quarter Returns (for the period reflected in the bar chart above)

	Return	Quarter Ended/Year
Highest Return . . . . .	27.71%	12/31/2020
Lowest Return . . . . .	-30.11%	3/31/2020

#### Average Annual Total Returns for the periods ended December 31, 2020

KraneShares MSCI Emerging Markets ex China Index ETF	1 year	Since Inception (04-12-2019)
Return Before Taxes . . . . .	14.67%	13.42%
Return After Taxes on Distributions . . . . .	14.32%	12.65%
Return After Taxes on Distributions and Sale of Fund Shares . . . . .	9.11%	10.21%
MSCI Emerging Markets Ex China Index (Reflects no deduction for fees, expenses or taxes) . . . . .	12.55%	10.91%
S&P 500 Index (Reflects no deduction for fees, expenses or taxes) . . . . .	18.40%	18.65%

Average annual total returns are shown on a before- and after-tax basis for the Fund. After-tax returns for the Fund are calculated using the historical highest individual federal marginal income tax rates and do not reflect the impact of state and local taxes. Actual after-tax returns depend on an investor's tax situation and may differ from those shown. After-tax returns shown are not relevant to investors who hold shares through tax-deferred arrangements, such as 401(k) plans or individual retirement plans.

## Management

### Investment Adviser

Krane Funds Advisors, LLC serves as the investment adviser to the Fund.

### Portfolio Managers

James Maund, Head of Capital Markets at the Adviser, has served as the lead portfolio manager of the Fund since January 2020. Jonathan Shelon, Chief Operating Officer of the Adviser, also serves as a portfolio manager. Mr. Shelon supports Mr. Maund and Krane's investment team for the Fund and has been a portfolio manager of the Fund since the Fund's inception.

### Purchase and Sale of Fund Shares

Shares may be purchased and redeemed from the Fund only in "Creation Units" of 100,000 shares, or multiples thereof. As a practical matter, only institutions and large investors, such as market makers or other large broker-dealers, purchase or redeem Creation Units. Most investors will buy and sell shares of the Fund on the Exchange. Individual shares can be bought and sold throughout the trading day like other publicly traded securities through a broker-dealer on the Exchange. These transactions do not involve the Fund. The price of an individual Fund share is based on market prices, which may be different from its NAV. As a result, the Fund's shares may trade at a price greater than the NAV (at a premium) or less than the NAV (at a discount). An investor may incur costs attributable to the difference between the highest price a buyer is willing to pay to purchase shares of the Fund (bid) and the lowest price a seller is willing to accept for shares of the Fund (ask) when buying or selling shares in the secondary market (the "bid-ask spread"). Most investors will incur customary brokerage commissions and charges when buying or selling shares of the Fund through a broker-dealer.

## Fund Summary

### KraneShares MSCI Emerging Markets ex China Index ETF

Recent information regarding the Fund, including its NAV, market price, premiums and discounts, and bid ask spreads, are available on the Fund's website at [www.kraneshares.com](http://www.kraneshares.com).

#### Tax Information

Fund distributions are generally taxable as ordinary income, qualified dividend income or capital gains (or a combination), unless your investment is in an IRA or other tax-advantaged retirement account, which may be taxable upon withdrawal.

#### Payments to Broker-Dealers and Other Financial Intermediaries

If you purchase Fund shares through a broker-dealer or other financial intermediary (such as a bank), the Fund and its related companies may pay the intermediary for the sale of Fund shares and related services. These payments may create a conflict of interest by influencing the broker-dealer or other intermediary and your sales person to recommend the Fund over another investment. Ask your sales person or visit your financial intermediary's website for more information.

Fund Summary

KraneShares MSCI One Belt One Road Index ETF

Investment Objective

The KraneShares MSCI One Belt One Road Index ETF (the “Fund”) seeks to provide investment results that, before fees and expenses, track the price and yield performance of a specific foreign equity securities index. The Fund’s current index is the MSCI Global China Infrastructure Exposure Index (the “Underlying Index”).

Fees and Expenses of the Fund

The following table describes the fees and expenses you may pay if you buy, hold and sell shares of the Fund. You may pay other fees, such as brokerage commissions and other fees to financial intermediaries, which are not reflected in the tables and examples below.

Shareholder Fees (fees paid directly from your investment)	None
Annual Fund Operating Expenses	
(expenses that you pay each year as a percentage of the value of your investment)	
Management Fees	0.78%
Distribution and/or Service (12b-1) Fees*	0.00%
Other Expenses	0.01%
Total Annual Fund Operating Expenses	0.79%

\* Pursuant to a Distribution Plan, the Fund may bear a Rule 12b-1 fee not to exceed 0.25% per year of the Fund’s average daily net assets. However, no such fee is currently paid by the Fund, and the Board of Trustees has not currently approved the commencement of any payments under the Distribution Plan.

Example

This Example is intended to help you compare the cost of investing in the Fund with the cost of investing in other funds. The Example assumes that you invest \$10,000 in the Fund for the time periods indicated. The Example also assumes that your investment has a 5% return each year and that the Fund’s operating expenses remain the same. Although your actual costs may be higher or lower, based on these assumptions, whether you do or do not sell your shares, your costs would be:

1 Year	3 Years	5 Years	10 Years
\$81	\$252	\$439	\$978

Portfolio Turnover

The Fund pays transaction costs, such as commissions, when it buys and sells securities (or “turns over” its portfolio). A higher portfolio turnover rate may indicate higher transaction costs and may result in higher taxes when Fund shares are held in a taxable account. These costs, which are not reflected in the Annual Fund Operating Expenses or in the Example, affect the Fund’s performance. During the most recent fiscal year, the Fund’s portfolio turnover rate was 39% of the average value of its portfolio. This rate excludes the value of portfolio securities received or delivered as a result of in-kind creations or redemptions of the Fund’s shares.

Principal Investment Strategies

Under normal circumstances, the Fund will invest at least 80% of its total assets in components of the Underlying Index, depositary receipts, including American depositary receipts (“ADRs”), representing such components and securities underlying depositary receipts in the Underlying Index.

## Fund Summary

### KraneShares MSCI One Belt One Road Index ETF

The Underlying Index is designed to measure the equity market performance of listed companies with high revenue exposure to the Chinese government's "One Belt, One Road" initiative, as determined by the provider of the Underlying Index, MSCI Inc. ("Index Provider") based on companies' industry classifications. The One Belt, One Road initiative is designed to increase the interconnectedness between China and other Eurasian countries by making infrastructure investments that are expected to increase such interconnectedness, such as building new roads and improved communications networks. The Underlying Index is designed generally to include the securities of issuers from emerging and frontier markets and exclude issuers from developed markets, such as the Americas, most European markets, Australia, Hong Kong, Japan, Korea and Taiwan.

The Underlying Index is modified so that as of each Underlying Index rebalance, 45% of the weight of the Underlying Index is allocated to Chinese issuers and 55% is allocated to issuers of other countries. Within these allocations, issuers are weighted based on their free-float market capitalization, except that no country's issuers (except for China) will represent more than 10% of the Underlying Index as of each Underlying Index rebalance. The Underlying Index may include the securities of small-cap, mid-cap and large-cap issuers, subject to a minimum market capitalization screen for liquidity.

The Fund may invest up to 20% of its assets in instruments that are not included in the Underlying Index, but that the Fund's investment adviser, Krane Funds Advisors, LLC ("Krane" or "Adviser"), believes will help the Fund track the Underlying Index. These investments may include equity securities and depositary receipts of issuers whose securities are not constituents of the Underlying Index, derivative instruments (including swaps, futures, forwards, structured notes and options), other investment companies (including exchange traded funds or "ETFs") and cash or cash equivalents (including money market funds). The other investment companies in which the Fund may invest may be advised, sponsored or otherwise serviced by Krane and/or its affiliates. The Fund will not purchase shares of an investment company if it would cause the Fund to (i) own more than 3% of such investment company's voting shares; (ii) invest more than 5% of its total assets in such investment company; or (iii) invest more than 10% of its total assets in investment companies.

The following China-related securities may be included in the Underlying Index and/or represent investments of the Fund:

- *China A-Shares*, which are shares of companies incorporated in mainland China that are traded on the Chinese exchanges and denominated in domestic renminbi. China A-Shares are primarily purchased and sold in the domestic Chinese market. To the extent the Fund invests in China A-Shares, it expects to do so through the trading and clearing facilities of a participating exchange located outside of mainland China ("Stock Connect Programs"). A Renminbi Qualified Foreign Institutional Investor ("RQFII") or Qualified Foreign Institutional Investor ("QFII") license may also be acquired to invest directly in China A-Shares.
- *China B-Shares*, which are shares of companies listed on the Shanghai or Shenzhen Stock Exchange but quoted and traded in foreign currencies (such as Hong Kong Dollars or U.S. Dollars), which were primarily created for trading by foreign investors.
- *China H-Shares*, which are shares of companies incorporated in mainland China and listed on the Hong Kong Stock Exchange ("H-Shares"), where they are traded in Hong Kong dollars and may be traded by foreign investors.
- *China N-Shares*, which are shares of companies with business operations in mainland China and listed on an American stock exchange, such as NYSE or NASDAQ ("N-Shares").

## Fund Summary

### KraneShares MSCI One Belt One Road Index ETF

- *P-Chips*, which are shares of private sector companies with a majority of their business operations in mainland China and controlling private Chinese shareholders, which are incorporated outside of mainland China and traded on the Hong Kong Stock Exchange in Hong Kong dollars.
- *Red Chips*, which are shares of companies with a majority of their business operations in mainland China and controlled by the central, provincial or municipal governments of the PRC, whose shares are traded on the Hong Kong Stock Exchange in Hong Kong dollars.
- *S-Chips*, which are shares of companies with business operations in mainland China and listed on the Singapore Exchange. S-Chip shares are issued by companies incorporated anywhere, but many are registered in Singapore, the British Virgin Islands, the Cayman Islands, or Bermuda.

Although the Fund reserves the right to replicate (or hold all constituents of) the Underlying Index, the Fund expects to use representative sampling to track the Underlying Index. "Representative sampling" is a strategy that involves investing in a representative sample of securities that collectively have an investment profile similar to the Underlying Index.

As of May 31, 2021, the Underlying Index included 132 securities of companies with a total market capitalization of \$554.6 billion, a capitalization range of approximately \$638.6 million to \$34.8 billion and an average market capitalization of approximately \$4.2 billion. The largest country representations in the Underlying Index were China (45.1%) and Russia (10.9%).

To the extent the Underlying Index is concentrated in a particular industry, the Fund is expected to be concentrated in that industry. As of May 31, 2021, issuers in the Industrials sector (33.6%), Materials sector (28.9%) and Financials sector (14.7%) represented significant portions of the Underlying Index. The Underlying Index is rebalanced quarterly.

The Fund may engage in securities lending.

### Principal Risks

As with all ETFs, a shareholder of the Fund is subject to the risk that his or her investment could lose money. The Fund may not achieve its investment objective and an investment in the Fund is not by itself a complete or balanced investment program. An investment in the Fund is not a deposit with a bank and is not insured or guaranteed by the Federal Deposit Insurance Corporation or any other government agency. An investment in the Fund involves the risk of total loss. In addition to these risks, the Fund is subject to a number of additional principal risks that may affect the value of its shares, including:

**Emerging Markets Risk.** The Fund's investments in emerging markets are subject to greater risk of loss than investments in developed markets. This is due to, among other things, greater market volatility, greater risk of asset seizures and capital controls, lower trading volume, political and economic instability, greater risk of market shutdown, and more governmental limitations on foreign investments than typically found in developed markets. The economies of emerging markets, and China in particular, may be heavily reliant upon international trade and may suffer disproportionately if international trading declines or is disrupted.

**Frontier Markets Risk.** Frontier market countries generally have smaller economies and less developed capital markets or legal, regulatory and political systems than traditional emerging market countries. As a result, the risks of investing in emerging market countries are magnified in frontier market countries.

## Fund Summary

### KraneShares MSCI One Belt One Road Index ETF

**Concentration Risk.** The Fund's assets are expected to be concentrated in an industry or group of industries to the extent that the Underlying Index concentrates in a particular industry or group of industries. The securities of companies in an industry or group of industries could react similarly to market developments. Thus, the Fund is subject to loss due to adverse occurrences that affect one industry or group of industries or sector. While the Fund's sector and industry exposure is expected to vary over time based on the composition of the Underlying Index, the Fund is currently subject to the principal risks described below.

**Industrials Sector Risk.** The industrials sector may be affected by changes in the supply and demand for products and services, product obsolescence, claims for environmental damage or product liability and general economic conditions, among other factors. Government regulation will also affect the performance of investments in such industrials sector issuers, particularly aerospace and defense companies, which rely to a significant extent on government demand for their products and services. Transportation companies, another component of the industrials sector, are subject to sharp price movements resulting from changes in the economy, fuel prices, labor agreements and insurance costs.

**Materials Sector Risk.** The materials sector may be adversely impacted by the volatility of commodity prices, exchange rates, depletion of resources, over-production, litigation and government regulations, among other factors.

**Financials Sector Risk.** The performance of companies in the financials sector may be adversely impacted by many factors, including, among others, government regulations, economic conditions, credit rating downgrades, changes in interest rates, and decreased liquidity in credit markets. This sector has experienced significant losses in the recent past, and the impact of more stringent capital requirements and of recent or future regulation on any individual financial company or on the sector as a whole cannot be predicted.

**China Risk.** The Chinese economy is generally considered an emerging market and can be significantly affected by economic and political conditions in China and surrounding Asian countries. China may be subject to considerable degrees of economic, political and social instability. In addition, the Chinese economy is export-driven and highly reliant on trading with key partners. A downturn in the economies of China's primary trading partners could slow or eliminate the growth of the Chinese economy and adversely impact the Fund's investments. The Chinese government strictly regulates the payment of foreign currency denominated obligations and sets monetary policy. The Chinese government may introduce new laws and regulations that could have an adverse effect on the Fund. Although China has begun the process of privatizing certain sectors of its economy, privatized entities may lose money and/or be re-nationalized.

In the Chinese securities markets, a small number of issuers may represent a large portion of the entire market. The Chinese securities markets are subject to more frequent trading halts, low trading volume and price volatility. Recent developments in relations between the United States and China have heightened concerns of increased tariffs and restrictions on trade between the two countries. An increase in tariffs or trade restrictions, or even the threat of such developments, could lead to a significant reduction in international trade, which could have a negative impact on China's export industry and a commensurately negative impact on the Fund.

## Fund Summary

### KraneShares MSCI One Belt One Road Index ETF

In recent years, Chinese entities have incurred significant levels of debt and Chinese financial institutions currently hold relatively large amounts of non-performing debt. Thus, there exists a possibility that widespread defaults could occur, which could trigger a financial crisis, freeze Chinese debt and finance markets and make Chinese securities illiquid.

In addition, trade relations between the U.S. and China have recently been strained. Worsening trade relations between the two countries could adversely impact the Fund, particularly to the extent that the Chinese government restricts foreign investments in on-shore Chinese companies or the U.S. government restricts investments by U.S. investors in China. Worsening trade relations may also result in market volatility and volatility in the price of Fund shares.

Disclosure and regulatory standards in emerging market countries, such as China, are in many respects less stringent than U.S. standards. There is substantially less publicly available information about Chinese issuers than there is about U.S. issuers.

**A-Shares Risk.** A-Shares are issued by companies incorporated in mainland China and are traded on Chinese exchanges. Investments in A-Shares are made available to domestic Chinese investors and certain foreign investors, including those who have been approved as a QFII or a RQFII and through the Stock Connect Programs, which currently include the Shanghai-Hong Kong Stock Connect, Shenzhen-Hong Kong Stock Connect, Shanghai-London Stock Connect, and China-Japan Stock Connect. Investments by foreign investors in A-Shares are subject to various restrictions, regulations and limits. The Fund currently intends to gain exposure to A-Shares through the Stock Connect Programs. The Fund may also gain exposure to A-Shares by investing in investments that provide exposure to A-Shares, such as other investment companies, or Krane may acquire a QFII or RQFII license to invest in A-Shares for the Fund. Investments in A-Shares are heavily regulated and the recoupment and repatriation of assets invested in A-Shares is subject to restrictions by the Chinese government. A-Shares may be subject to frequent and widespread trading halts and may become illiquid. This could cause volatility in the Fund's share price and subject the Fund to a greater risk of trading halts.

**Custody Risks.** In accordance with Chinese regulations and the terms of a QFII or RQFII license, as applicable, and insofar as Krane acquires a QFII or RQFII license, A-Shares will be held in the joint names of the Fund and Krane. While Krane may not use such an account for any purpose other than for maintaining the Fund's assets, the Fund's assets may not be as well protected as they would be if it were possible for them to be registered and held solely in the name of the Fund. There is a risk that creditors of Krane may assert that the securities are owned by Krane and that regulatory actions taken against Krane may affect the Fund. The risk is particularly acute in the case of cash deposited with a People's Republic of China ("PRC") sub-custodian ("PRC Custodian") because it may not be segregated, and it may be treated as a debt owing from the PRC Custodian to the Fund as a depositor. Thus, in the event of a PRC Custodian bankruptcy, liquidation, or similar event, the Fund may face difficulties and/or encounter delays in recovering its cash.

**Tax Risk.** Per a circular (Caishui [2014] 79), the Fund is temporarily exempt from the Chinese tax on capital gains on trading in A-Shares as a QFII or RQFII or the Shanghai Stock Exchange through the Shanghai-Hong Kong Stock Connect as of November 17, 2014, and the Shenzhen Stock Exchange through the Shenzhen-Hong Kong Stock Connect as of December 5, 2016. There is no indication as to how long the temporary exemption will remain in effect. Accordingly, the Fund may be subject to such taxes in the future. In addition, there is uncertainty as to the application and implementation of China's value added tax to the Fund's activities. The Fund reserves the right to

## Fund Summary

### KraneShares MSCI One Belt One Road Index ETF

establish a reserve for taxes which present uncertainty as to whether they will be assessed, although it currently does not do so. If the Fund establishes such a reserve but is not ultimately subject to these taxes, shareholders who redeemed or sold their shares while the reserve was in place will effectively bear the tax and may not benefit from the later release, if any, of the reserve. Conversely, if the Fund does not establish such a reserve but ultimately is subject to the tax, shareholders who redeemed or sold their shares prior to the tax being withheld, reserved or paid will have effectively avoided the tax. Investors should note that such provision, if any, may be excessive or inadequate to meet actual tax liabilities (which could include interest and penalties) on the Fund's investments. Any taxes imposed in connection with the Fund's activities will be borne by the Fund. As a result, investors may be advantaged or disadvantaged depending on the final rules of the relevant tax authorities.

**Capital Controls Risk.** Economic conditions, such as volatile currency exchange rates and interest rates, political events and other conditions may, without prior warning, lead to intervention by government actors and the imposition of "capital controls." Capital controls include the prohibition of, or restrictions on, the ability to transfer currency, securities or other assets. Levies may be placed on profits repatriated by foreign entities (such as the Fund). Although the RMB is not presently freely convertible, rather it is subject to the approval of the State Administration of Foreign Exchange ("SAFE") and other relevant authorities, repatriations by RQFIs or through the Stock Connect Programs are currently permitted daily and Chinese authorities have indicated their plans to move to a fully freely convertible RMB. There is no assurance, however, that repatriation restrictions will not be (re-)imposed in the future.

**Stock Connect Program Risk.** The Stock Connect Programs are subject to daily and aggregate quota limitations, and an investor cannot purchase and sell the same security on the same trading day, which may restrict the Fund's ability to invest in A-Shares through the Programs and to enter into or exit trades on a timely basis. The Shanghai and Shenzhen markets may be open at a time when the participating exchanges located outside of mainland China are not active, with the result that prices of A-Shares may fluctuate at times when the Fund is unable to add to or exit its positions. Only certain China A-Shares are eligible to be accessed through the Stock Connect Programs. Such securities may lose their eligibility at any time, in which case they could be sold but could no longer be purchased through the Stock Connect Programs. Because the Stock Connect Programs are still evolving, the actual effect on the market for trading A-Shares with the introduction of large numbers of foreign investors is still relatively unknown. Further, regulations or restrictions, such as limitations on redemptions or suspension of trading, may adversely impact the program. There is no guarantee that the participating exchanges will continue to support the Stock Connect Programs in the future.

Investments in China A-Shares may not be covered by the securities investor protection programs of either exchange and, without the protection of such programs, will be subject to the risk of default by the broker. Because of the way in which China A-Shares are held in the Stock Connect Programs, the Fund may not be able to exercise the rights of a shareholder and may be limited in its ability to pursue claims against the issuer of a security, and may suffer losses in the event the depository of the Chinese exchange becomes insolvent.

**B-Shares Risk.** The China B-Share market is generally smaller, less liquid and has a smaller issuer base than the China A-Share market. The issuers that compose the B-Share market include a broad range of companies, including companies with large, medium and small capitalizations. Further, the B-Shares market may behave very differently from other portions of the Chinese equity markets, and there may be little to no correlation between the performance of the two.



## Fund Summary

### KraneShares MSCI One Belt One Road Index ETF

**H-Shares Risk.** H-Shares are foreign securities which, in addition to the risks described herein, are subject to the risk that the Hong Kong stock market may behave very differently from the mainland Chinese stock market. There may be little to no correlation between the performance of the Hong Kong stock market and the mainland Chinese stock market.

**N-Shares Risk.** N-Shares are securities of companies with business operations in mainland China and listed on an American stock exchange, such as the NYSE or NASDAQ. Because companies issuing N-Shares have business operations in China, they are subject to certain political and economic risks in China. The American stock market may behave very differently from the mainland Chinese stock market, and there may be little to no correlation between the performance of the two.

**P-Chip Companies Risk.** P-Chip companies are often run by the private sector and have a majority of their business operations in mainland China. P-Chip shares are traded in Hong Kong dollars on the Hong Kong Stock Exchange, and may also be traded by foreigners. Because they are traded on the Hong Kong Stock Exchange, P-Chips are also subject to risks similar to those associated with investments in H Shares. They are also subject to risks affecting their jurisdiction of incorporation, including any legal or tax changes.

**Red Chip Companies Risk.** Red Chip companies are controlled, either directly or indirectly, by the central, provincial or municipal governments of the PRC. Red Chip shares are traded in Hong Kong dollars on the Hong Kong Stock Exchange and may also be traded by foreigners. Because Red Chip companies are controlled by various PRC governmental authorities, investing in Red Chips involves risks that political changes, social instability, regulatory uncertainty, adverse diplomatic developments, asset expropriation or nationalization, or confiscatory taxation could adversely affect the performance of Red Chip companies. Red Chip companies may be less efficiently run and less profitable than other companies.

**S-Chip Companies Risk.** The Fund may invest in shares of companies with business operations in mainland China and listed on the Singapore Exchange ("S-Chips"). S-Chip shares are issued by companies incorporated anywhere, but many are registered in Singapore, the British Virgin Islands, the Cayman Islands, or Bermuda. They are subject to risks affecting their jurisdiction of incorporation, including any legal or tax changes. S-Chip companies may or may not be owned at least in part by a Chinese central, provincial or municipal government and be subject to the types of risks that come with such ownership described herein. There may be little or no correlation between the performance of the Singapore stock market and the mainland Chinese stock market.

**Russia Risk.** Russia has experienced political and economic turbulence during and since the collapse of the Soviet Union, and Russia's government has been faced with the task of stabilizing and modernizing its economy. Investors in Russia have experienced significant losses due to expropriation, nationalization, confiscation of assets and property or the imposition of restrictions on foreign investments and repatriation of capital invested. The Russian economy is heavily dependent upon the export of a range of commodities including industrial metals, forestry products, oil, and gas. Accordingly, it is strongly affected by international commodity prices and is particularly vulnerable to any weakening in global demand for these products. Foreign investors also face a high degree of currency risk when investing in Russian securities. Because of the recent formation of the Russian securities market as well as the underdeveloped state of the banking and telecommunications systems, settlement, clearing and registration of securities transactions are subject to significant risks. As a result of recent events, the United States and the European Union have imposed sanctions on certain Russian individuals and issuers. Russia may undertake countermeasures or retaliatory actions which may further impair the value and liquidity of the Fund's portfolio and potentially disrupt its operations.

## Fund Summary

### KraneShares MSCI One Belt One Road Index ETF

**Equity Securities Risk.** The values of equity securities are subject to factors such as market fluctuations, changes in interest rates and perceived trends in stock prices. Equity securities may be more volatile than other asset classes and are generally subordinate in rank to debt and other securities of the same issuer.

**Foreign Securities Risk.** Investments in securities of non-U.S. issuers may be less liquid than investments in U.S. issuers, may have less governmental regulation and oversight, and are typically subject to different investor protection standards than U.S. issuers. Investments in non-U.S. securities entail the risk of loss due to foreign currency fluctuations and political or economic instability. Foreign market trading hours, clearance and settlement procedures, and holiday schedules may limit the Fund's ability to buy and sell securities. These factors could result in a loss to the Fund.

**Geographic Focus Risk.** The Fund's investments are expected to be focused in a particular country, countries, or region to the same extent as the Underlying Index and therefore the Fund may be susceptible to adverse market, political, regulatory, and geographic events affecting that country, countries or region. Such geographic focus also may subject the Fund to a higher degree of volatility than a more geographically diversified fund.

**Currency Risk.** The Fund's net asset value ("NAV") is determined on the basis of the U.S. dollar, therefore, the Fund may lose value if the local currency of a foreign market depreciates against the U.S. dollar, even if the local currency value of the Fund's holdings goes up. Currency exchange rates can be very volatile and can change quickly and unpredictably, which may adversely affect the Fund. The Fund may also be subject to delays in converting or transferring U.S. dollars to foreign currencies for the purpose of purchasing portfolio investments. This may hinder the Fund's performance, including because any delay could result in the Fund missing an investment opportunity and purchasing securities at a higher price than originally intended, or incurring cash drag.

**ETF Risk.** As an ETF, the Fund is subject to the following risks:

**Authorized Participants Concentration Risk.** The Fund has a limited number of financial institutions that may act as Authorized Participants. To the extent they exit the business or are otherwise unable to proceed in creation and redemption transactions with the Fund and no other Authorized Participant is able to step forward to create or redeem, shares of the Fund may be more likely to trade at a premium or discount to NAV and possibly face trading halts or delisting. Authorized Participant concentration risk may be heightened for exchange-traded funds ("ETFs"), such as the Fund, that invest in securities issued by non-U.S. issuers or other securities or instruments that have lower trading volumes.

**Cash Transactions Risk.** Like other ETFs, the Fund sells and redeems its shares only in large blocks called Creation Units and only to "Authorized Participants." Unlike many other ETFs, however, the Fund expects to effect its creations and redemptions at least partially or fully for cash, rather than in-kind securities. Thus, an investment in the Fund may be less tax-efficient than an investment in other ETFs as the Fund may recognize a capital gain that it could have avoided by making redemptions in-kind. As a result, the Fund may pay out higher capital gains distributions than ETFs that redeem in-kind. Further, paying redemption proceeds in cash rather than through in-kind delivery of portfolio securities may require the Fund to dispose of or sell portfolio investments to obtain the cash needed to distribute redemption proceeds at an inopportune time.

**International Closed Market Trading Risk.** To the extent the Fund's investments trade in markets that are closed when the Fund and Exchange are open, there are likely to be deviations

## Fund Summary

### KraneShares MSCI One Belt One Road Index ETF

between current pricing of an underlying security and the prices at which the underlying securities are valued for purposes of the Fund's NAV. As a result, Shares may appear to trade at a significant discount or premium to NAV greater than those incurred by other ETFs. In addition, shareholders may not be able to purchase or redeem their shares of the Fund, or purchase or sell shares of the Fund on the Exchange, on days when the NAV of the Fund could be significantly affected by events in the relevant non-U.S. markets.

**Premium/Discount Risk.** There may be times when the market price of the Fund's shares is more than the NAV intra-day (at a premium) or less than the NAV intra-day (at a discount). As a result, shareholders of the Fund may pay more than NAV when purchasing shares and receive less than NAV when selling Fund shares. This risk is heightened in times of market volatility or periods of steep market declines. In such market conditions, market or stop loss orders to sell Fund shares may be executed at prices well below NAV.

**Secondary Market Trading Risk.** Investors buying or selling shares in the secondary market will normally pay brokerage commissions, which are often a fixed amount and may be a significant proportional cost for investors buying or selling relatively small amounts of shares. Secondary market trading is subject to bid-ask spreads and trading in Fund shares may be halted by the Exchange because of market conditions or other reasons. If a trading halt occurs, a shareholder may temporarily be unable to purchase or sell shares of the Fund. In addition, although the Fund's shares are listed on the Exchange, there can be no assurance that an active trading market for shares will develop or be maintained or that the Fund's shares will continue to be listed.

**Small Fund Risk.** The Fund is small and does not yet have a significant number of shares outstanding. Small funds are at greater risk than larger funds of wider bid-ask spreads for its shares, trading at a greater premium or discount to NAV, liquidation and/or a stop to trading.

**Liquidity Risk.** The Fund's investments are subject to liquidity risk, which exists when an investment is or becomes difficult or impossible to purchase or sell at an advantageous time and price. If a transaction is particularly large or if the relevant market is or becomes illiquid, it may not be possible to initiate a transaction or liquidate a position, which may cause the Fund to suffer significant losses and difficulties in meeting redemptions. Liquidity risk may be the result of, among other things, market turmoil, the reduced number and capacity of traditional market participants, or the lack of an active trading market. Markets for securities or financial instruments could be disrupted by a number of events, including, but not limited to, an economic crisis, natural disasters, new legislation or regulatory changes inside or outside the U.S. Liquid investments may become less liquid after being purchased by the Fund, particularly during periods of market stress. In addition, if a number of securities held by the Fund stop trading, it may have a cascading effect and cause the Fund to halt trading. Volatility in market prices will increase the risk of the Fund being subject to a trading halt. Certain countries in which the Fund may invest may be subject to extended settlement delays and/or foreign holidays, during which the Fund will unlikely be able to convert holdings to cash.

**Small- and Mid-Capitalization Company Risk.** Investing in the securities of small and medium capitalization companies involves greater risk and the possibility of greater price volatility than investing in larger capitalization companies. Since small and medium-sized companies may have limited operating histories, product lines and financial resources, the securities of these companies may be less liquid and more volatile. They may also be sensitive to (expected) changes in interest rates and earnings.

## Fund Summary

### KraneShares MSCI One Belt One Road Index ETF

**Large Capitalization Company Risk.** Large capitalization companies may be unable to respond quickly to new competitive challenges and attain the high growth rate of successful smaller companies, especially during extended periods of economic expansion. As such, returns on investments in stocks of large capitalization companies could trail the returns on investments in stocks of small and mid capitalization companies.

**Passive Investment Risk.** There is no guarantee that the Underlying Index will create the desired exposure and the Fund is not actively managed. It does not seek to “beat” the Underlying Index or take temporary defensive positions when markets decline. Therefore, the Fund may purchase or hold securities with current or projected underperformance.

**Management Risk.** The Fund may not fully replicate the Underlying Index and may hold less than the total number of securities in the Underlying Index. Therefore, the Fund is subject to the risk that the Adviser’s security selection process may not produce the intended results.

**Tracking Error Risk.** The Fund’s return may not match or achieve a high degree of correlation with the return of the Underlying Index. This may be due to, among other factors, the Fund holding cash under certain circumstances in lieu of Underlying Index securities, such as when the Fund is subject to delays converting U.S. dollars into a foreign currency to purchase foreign securities and unable to invest in certain constituents of the Underlying Index due to regulatory constraints, trading suspensions, and legal restrictions imposed by foreign governments. To the extent that the Fund employs a representative sampling strategy or calculates its NAV based on fair value prices and the value of the Underlying Index is based on securities’ closing prices on local foreign markets, the Fund’s ability to track the Underlying Index may be adversely affected.

**Market Risk.** The values of the Fund’s holdings could decline generally or could underperform other investments. In addition, there is a risk that policy changes by the U.S. Government, Federal Reserve, and/or other government actors could cause volatility in global financial markets and negative sentiment, which could have a negative impact on the Fund and could result in losses. Geopolitical and other risks, including environmental and public health risks may add to instability in world economies and markets generally. Changes in value may be temporary or may last for extended periods. Further, the Fund is susceptible to the risk that certain investments may be difficult or impossible to sell at a favorable time or price. Market developments may also cause the Fund’s investments to become less liquid and subject to erratic price movements.

**Valuation Risk.** Independent market quotations for certain investments held by the Fund may not be readily available, and such investments may be fair valued or valued by a pricing service at an evaluated price. These valuations involve subjectivity and different market participants may assign different prices to the same investment. As a result, there is a risk that the Fund may not be able to sell an investment at the price assigned to the investment by the Fund. In addition, the securities in which the Fund invests may trade on days that the Fund does not price its shares; as a result, the value of Fund shares may change on days when investors cannot purchase or sell their Fund holdings.

**Tax Risk.** In order to qualify for the favorable tax treatment available to regulated investment companies, the Fund must satisfy certain income, asset diversification and distribution requirements each year. The Fund’s investments in issuers whose control persons are not certain creates a risk that tax authorities may retrospectively deem the Fund to have failed the asset diversification requirements. If the Fund were to fail the favorable tax treatment requirements, it would be taxed in the same manner as an ordinary corporation, which would adversely affect its performance.

## Fund Summary

### KraneShares MSCI One Belt One Road Index ETF

**Depository Receipts Risk.** The Fund may hold the securities of foreign companies in the form of depository receipts, including American Depository Receipts and Global Depository Receipts. Investing in depository receipts entails the risks associated with foreign investments, such as fluctuations in foreign currency exchange rates and political and economic risks distinct from those associated with investing in the securities of U.S. issuers. In addition, the value of the securities underlying the depository receipts may change materially when the U.S. markets are not open for trading, which will affect the value of the depository receipts.

**Derivatives Risk.** The use of derivatives (including swaps, futures, forwards, structured notes and options) may involve leverage, which includes risks that are different from, and greater than, the risks associated with investing directly in a reference asset, because a small investment in a derivative can result in a large impact on the Fund and may cause the Fund to be more volatile. Derivatives may at times be highly illiquid, and the Fund may not be able to close out or sell a derivative at a particular time or at an anticipated price. Derivatives can be difficult to value and valuation may be more difficult in times of market turmoil. There may be imperfect correlation between the derivative and that of the reference asset, resulting in unexpected returns that could materially adversely affect the Fund. Certain derivatives (such as swaps and options) are bi-lateral agreements that expose the Fund to counterparty risk, which is the risk of loss in the event that the counterparty to an agreement fails to make required payments or otherwise comply with the terms of derivative. In that case, the Fund may suffer losses potentially equal to, or greater than, the full value of the derivative if the counterparty fails to perform its obligations. That risk is generally thought to be greater with over-the-counter (OTC) derivatives than with derivatives that are exchange traded or centrally cleared. Counterparty risks are compounded by the fact that there are only a limited number of ways available to invest in certain reference assets and, therefore, there may be few counterparties to swaps or options based on those reference assets. Many derivatives are subject to segregation requirements that require the Fund to segregate the market or notional value of the derivatives, which could impede the portfolio management of the Fund.

**IPO Risk.** Securities issued in IPOs have no trading history, and information about the companies may be available for very limited periods. In addition, the prices of securities sold in IPOs may be highly volatile. At any particular time or from time to time, the Fund may not be able to invest in securities issued in IPOs, or invest to the extent desired, because, for example, only a small portion (if any) of the securities being offered in an IPO may be available to the Fund. In addition, as the Fund increases in size, the impact of IPOs on the Fund's performance will generally decrease.

**Investments in Investment Companies Risk.** The Fund may invest in other investment companies, including those that are advised, sponsored or otherwise serviced by Krane and/or its affiliates. The Fund will indirectly be exposed to the risks of investments by such funds and will incur its pro rata share of the underlying fund's expenses. Additionally, investments in ETFs are subject to ETF Risk. Krane is subject to conflicts of interest in allocating Fund assets to investment companies that are advised, sponsored or otherwise serviced by Krane and/or its affiliates. To the extent that the Fund invests in investment companies or other pooled investment vehicles that are not registered pursuant to the 1940 Act, including foreign investment companies, it will not enjoy the protections of the U.S. law.

## Fund Summary

### KraneShares MSCI One Belt One Road Index ETF

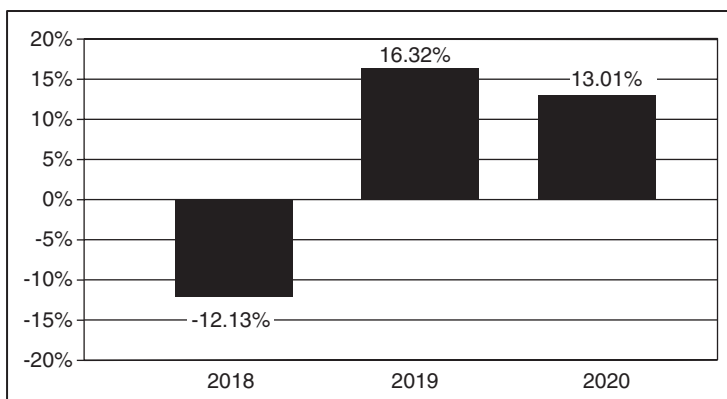
**Securities Lending Risk.** To the extent the Fund lends its securities, it may be subject to the following risks: (1) the securities in which the collateral is invested may not perform sufficiently to cover the applicable rebate rates paid to borrowers and related administrative costs; (2) delays may occur in the recovery of securities from borrowers, which could interfere with the Fund's ability to vote proxies or to settle transactions; and (3) although borrowers of the Fund's securities typically provide collateral in the form of cash that is reinvested in securities, there is the risk of possible loss of rights in the collateral should the borrower fail financially.

**Cash and Cash Equivalents Risk.** The Fund may hold cash or cash equivalents. Generally, such positions offer less potential for gain than other investments. This is particularly true when the market for other investments in which the Fund may invest is rapidly rising. If the Fund holds cash uninvested it will be subject to the credit risk of the depositing institution holding the cash.

#### Performance Information

The following bar chart and table illustrate the variability of the Fund's returns and indicate the risks of investing in the Fund by showing how the Fund's average annual total returns compare with those of a broad measure of market performance. All returns include the reinvestment of dividends and distributions. As always, please note that the Fund's past performance (before and after taxes) is not necessarily an indication of how it will perform in the future. Updated performance information is available at no cost by visiting [www.kraneshares.com](http://www.kraneshares.com).

**Total Annual Returns For Calendar Years Ended December 31**



As of June 30, 2021, the Fund's calendar year-to-date total return was 12.46%.

#### Best and Worst Quarter Returns (for the period reflected in the bar chart above)

	Return	Quarter Ended/Year
Highest Return . . . . .	26.74%	12/31/2020
Lowest Return . . . . .	-26.85%	3/31/2020

Fund Summary

KraneShares MSCI One Belt One Road Index ETF

Average Annual Total Returns for the periods ended December 31, 2020

KraneShares MSCI One Belt One Road Index ETF	1 year	Since Inception (9-7-2017)
Return Before Taxes . . . . .	13.01%	5.11%
Return After Taxes on Distributions . . . . .	12.98%	4.67%
Return After Taxes on Distributions and Sale of Fund Shares . . . . .	8.60%	4.12%
S&P 500 Index (Reflects no deduction for fees, expenses or taxes) . . . . .	18.40%	15.74%
MSCI Global China Infrastructure Exposure Index (Net) (Reflects reinvested dividends net of withholding taxes, but reflects no deduction for fees, expenses or other taxes)* . . . . .	13.80%	6.61%

\* The MSCI Global China Infrastructure Exposure Index (Net) reflects the reinvestment of any cash distributions after deduction of any withholding tax using the maximum rate applicable to non-resident institutional investors who do not benefit from double taxation treaties.

Average annual total returns are shown on a before- and after-tax basis for the Fund. After-tax returns for the Fund are calculated using the historical highest individual federal marginal income tax rates and do not reflect the impact of state and local taxes. Actual after-tax returns depend on an investor's tax situation and may differ from those shown. After-tax returns shown are not relevant to investors who hold shares through tax-deferred arrangements, such as 401(k) plans or individual retirement plans.

Management

Investment Adviser

Krane Funds Advisors, LLC serves as the investment adviser to the Fund.

Portfolio Manager

James Maund, Head of Capital Markets at the Adviser, has served as the lead portfolio manager of the Fund since January 2020. Chief Operating Officer of the Adviser, also serves as a portfolio manager of the Fund. Mr. Shelon supports Mr. Maund and Krane's investment team for the Fund and has been a portfolio manager of the Fund since 2018.

Purchase and Sale of Fund Shares

Shares may be purchased and redeemed from the Fund only in "Creation Units" of 50,000 shares, or multiples thereof. As a practical matter, only institutions and large investors, such as market makers or other large broker-dealers, purchase or redeem Creation Units. Most investors will buy and sell shares of the Fund on the Exchange. Individual shares can be bought and sold throughout the trading day like other publicly traded securities through a broker-dealer on the Exchange. These transactions do not involve the Fund. The price of an individual Fund share is based on market prices, which may be different from its NAV. As a result, the Fund's shares may trade at a price greater than the NAV (at a premium) or less than the NAV (at a discount). An investor may incur costs attributable to the difference between the highest price a buyer is willing to pay to purchase shares of the Fund (bid) and the lowest price a seller is willing to accept for shares of the Fund (ask) when buying or selling shares in the secondary market (the "bid-ask spread"). Most investors will incur customary brokerage commissions and charges when buying or selling shares of the Fund through a broker-dealer.

Recent information regarding the Fund, including its NAV, market price, premiums and discounts, and bid ask spreads, are available on the Fund's website at [www.kraneshares.com](http://www.kraneshares.com).

## Fund Summary

### KraneShares MSCI One Belt One Road Index ETF

#### Tax Information

Fund distributions are generally taxable as ordinary income, qualified dividend income or capital gains (or a combination), unless your investment is in an IRA or other tax-advantaged retirement account, which may be taxable upon withdrawal.

#### Payments to Broker-Dealers and Other Financial Intermediaries

If you purchase Fund shares through a broker-dealer or other financial intermediary (such as a bank), the Fund and its related companies may pay the intermediary for the sale of Fund shares and related services. These payments may create a conflict of interest by influencing the broker-dealer or other intermediary and your sales person to recommend the Fund over another investment. Ask your sales person or visit your financial intermediary's website for more information.



Fund Summary

KraneShares SSE STAR Market 50 Index ETF

Investment Objective

The KraneShares SSE STAR Market 50 Index ETF (the “Fund”) seeks to provide investment results that, before fees and expenses, correspond generally to the price and yield performance of a specific equity securities index. The Fund’s current index is the SSE Science and Technology Innovation Board 50 Index (the “Underlying Index”).

Fees and Expenses of the Fund

The following table describes the fees and expenses you may pay if you buy, hold and sell shares of the Fund. You may pay other fees, such as brokerage commissions and other fees to financial intermediaries, which are not reflected in the tables and examples below.

Shareholder Fees (fees paid directly from your investment) . . . . .	None
Annual Fund Operating Expenses	
(expenses that you pay each year as a percentage of the value of your investment)	
Management Fees . . . . .	0.88%
Distribution and/or Service (12b-1) Fees* . . . . .	0.00%
Other Expenses** . . . . .	0.00%
Total Annual Fund Operating Expenses. . . . .	0.88%

\* Pursuant to a Distribution Plan, the Fund may bear a Rule 12b-1 fee not to exceed 0.25% per year of the Fund’s average daily net assets. However, no such fee is currently paid by the Fund, and the Board of Trustees has not currently approved the commencement of any payments under the Distribution Plan.

\*\* Based on estimated amounts for the current fiscal year.

Example

This Example is intended to help you compare the cost of investing in the Fund with the cost of investing in other funds. The Example assumes that you invest \$10,000 in the Fund for the time periods indicated. The Example also assumes that your investment has a 5% return each year and that the Fund’s operating expenses remain the same. Although your actual costs may be higher or lower, based on these assumptions, whether you do or do not sell your shares, your costs would be:

1 Year	3 Years
\$90	\$281

Portfolio Turnover

The Fund pays transaction costs, such as commissions, when it buys and sells securities (or “turns over” its portfolio). A higher portfolio turnover rate may indicate higher transaction costs and may result in higher taxes when Fund shares are held in a taxable account. These costs, which are not reflected in the Annual Fund Operating Expenses or in the Example, affect the Fund’s performance. For the period from January 26, 2021 to March 31, 2021, the Fund’s portfolio turnover rate was 12% of the average of its portfolio.

Principal Investment Strategies

Under normal circumstances, the Fund will invest at least 80% of its total assets in components of the Underlying Index and depositary receipts, including American depositary receipts, representing such components. The Underlying Index includes the stocks of the top 50 companies by free-float market capitalizations listed on the SSE Science and Technology Innovation Board (the “STAR Board”). The STAR Board is a new listing exchange run by the Shanghai Stock Exchange that focuses on Chinese

## Fund Summary

### KraneShares SSE STAR Market 50 Index ETF

science and technology companies. According to the Shanghai Stock Exchange, companies listed on the STAR Board are mainly from high-tech and strategic emerging industries, and most focus on next-generation information technology, biomedicine, high-end equipment and similar industries.

To be eligible for inclusion in the Underlying Index, a STAR Board company's securities must meet certain market capitalization and liquidity screens and have been trading for at least 11 days. Once included, Underlying Index constituents are weighted based on their free-float market capitalization on the STAR Board, subject to a 10% cap. Although, the Underlying Index is designed to include 50 constituents, it may include as few as 30 constituents, if there are an insufficient number of STAR Board companies whose securities satisfy the screening and trading requirements.

The stocks included in the Underlying Index will consist of China A-Shares. China A-Shares are Chinese renminbi ("RMB")-denominated equity securities ("A-Shares") issued by companies incorporated in mainland China. Direct investments in A-Shares are currently possible only through the trading and clearing facilities of a participating exchange located outside of mainland China ("Stock Connect Programs") or Renminbi Qualified Foreign Institutional Investor ("RQFII") or Qualified Foreign Institutional Investor ("QFII") license. Boserá Asset Management (International) Co., Ltd. ("Boserá"), the Fund's sub-adviser, has received a license as a RQFII from the China Securities Regulatory Commission ("CSRC") and has received an A-Shares quota by China's State Administration of Foreign Exchange ("SAFE") for use by the investment products it manages, including the Fund. Boserá, on behalf of the investment products it manages, may invest in A-Shares and other permitted China securities up to the relevant A-Shares quota (s). In addition, the Fund may invest in A-Shares through the Stock Connect Programs and, in the future, Boserá may also obtain a license on behalf of the Fund as a QFII, another program under Chinese law that would allow the Fund to invest in A-Shares.

The Fund may invest up to 20% of its assets in instruments that are not included in the Underlying Index, but that the Fund's investment adviser, Krane Funds Advisors, LLC ("Krane" or "Adviser") and/or Boserá believes will help the Fund track the Underlying Index. These investments may include equity securities and depositary receipts of issuers whose securities are not constituents of the Underlying Index, derivative instruments (including swaps, futures, forwards, structured notes and options), other investment companies (including exchange traded funds or "ETFs") and cash or cash equivalents (including money market funds). Certain other investment companies in which the Fund may invest may be advised, sponsored or otherwise serviced by Krane, Boserá and/or their affiliates.

In addition to China A-Shares, which are described above, the following China-related securities may be included in this 20% basket:

- *China B-Shares*, which are shares of companies listed on the Shanghai or Shenzhen Stock Exchange but quoted and traded in foreign currencies (such as Hong Kong Dollars or U.S. Dollars), which were primarily created for trading by foreign investors.
- *China H-Shares*, which are shares of companies incorporated in mainland China and listed on the Hong Kong Stock Exchange ("H-Shares"), where they are traded in Hong Kong dollars and may be traded by foreign investors.
- *China N-Shares*, which are shares of companies with business operations in mainland China and listed on an American stock exchange, such as NYSE or NASDAQ ("N-Shares").
- *P-Chips*, which are shares of private sector companies with a majority of their business operations in mainland China and controlling private Chinese shareholders, which are incorporated outside of mainland China and traded on the Hong Kong Stock Exchange in Hong Kong dollars.

## Fund Summary

### KraneShares SSE STAR Market 50 Index ETF

- *Red Chips*, which are shares of companies with a majority of their business operations in mainland China and controlled by the central, provincial or municipal governments of the PRC, whose shares are traded on the Hong Kong Stock Exchange in Hong Kong dollars.
- *S-Chips*, which are shares of companies with business operations in mainland China and listed on the Singapore Exchange. S-Chip shares are issued by companies incorporated anywhere, but many are registered in Singapore, the British Virgin Islands, the Cayman Islands, or Bermuda.

Although the Fund reserves the right to replicate (or hold all constituents of) the Underlying Index, the Fund expects to use representative sampling to track the Underlying Index. “Representative sampling” is a strategy that involves investing in a representative sample of securities that collectively have an investment profile similar to the Underlying Index.

As of May 31, 2021, the Underlying Index included 50 securities of companies with a total market capitalization of \$293.9 billion, a capitalization range of approximately \$723.5 million to \$27.6 billion and an average market capitalization of approximately \$CNY 5.9 billion.

The Fund is non-diversified. To the extent the Underlying Index is concentrated in a particular industry, the Fund is expected to be concentrated in that industry. As of May 31, 2021, issuers in the Information Technology sector (58.2%), Health Care sector (14.4%) and Industrials sector (13.5%) represented significant portions of the Underlying Index. The Underlying Index is rebalanced quarterly.

The Fund may engage in securities lending.

#### Principal Risks

As with all ETFs, a shareholder of the Fund is subject to the risk that his or her investment could lose money. The Fund may not achieve its investment objective and an investment in the Fund is not by itself a complete or balanced investment program. An investment in the Fund is not a deposit with a bank and is not insured or guaranteed by the Federal Deposit Insurance Corporation or any other government agency. An investment in the Fund involves the risk of total loss. In addition to these risks, the Fund is subject to a number of additional principal risks that may affect the value of its shares, including:

**China Risk.** The Chinese economy is generally considered an emerging market and can be significantly affected by economic and political conditions in China and surrounding Asian countries. China may be subject to considerable degrees of economic, political and social instability. In addition, the Chinese economy is export-driven and highly reliant on trading with key partners. A downturn in the economies of China’s primary trading partners could slow or eliminate the growth of the Chinese economy and adversely impact the Fund’s investments. The Chinese government strictly regulates the payment of foreign currency denominated obligations and sets monetary policy. The Chinese government may introduce new laws and regulations that could have an adverse effect on the Fund. Although China has begun the process of privatizing certain sectors of its economy, privatized entities may lose money and/or be re-nationalized.

In the Chinese securities markets, a small number of issuers may represent a large portion of the entire market. The Chinese securities markets are subject to more frequent trading halts, low trading volume and price volatility. Recent developments in relations between the United States and China have heightened concerns of increased tariffs and restrictions on trade between the two countries. An increase in tariffs or trade restrictions, or even the threat of such developments, could lead to a significant reduction in international trade, which could have a negative impact on China’s export industry and a commensurately negative impact on the Fund.

## Fund Summary

### KraneShares SSE STAR Market 50 Index ETF

In recent years, Chinese entities have incurred significant levels of debt and Chinese financial institutions currently hold relatively large amounts of non-performing debt. Thus, there exists a possibility that widespread defaults could occur, which could trigger a financial crisis, freeze Chinese debt and finance markets and make Chinese securities illiquid.

In addition, trade relations between the U.S. and China have recently been strained. Worsening trade relations between the two countries could adversely impact the Fund, particularly to the extent that the Chinese government restricts foreign investments in on-shore Chinese companies or the U.S. government restricts investments by U.S. investors in China. Worsening trade relations may also result in market volatility and volatility in the price of Fund shares.

Disclosure and regulatory standards in emerging market countries, such as China, are in many respects less stringent than U.S. standards. There is substantially less publicly available information about Chinese issuers than there is about U.S. issuers.

**Tax Risk.** Per a circular (Caishui [2014] 79), the Fund is temporarily exempt from the Chinese tax on capital gains on trading in A-Shares as a QFII or RQFII or the Shanghai Stock Exchange through the Shanghai-Hong Kong Stock Connect as of November 17, 2014, and the Shenzhen Stock Exchange through the Shenzhen-Hong Kong Stock Connect as of December 5, 2016. There is no indication as to how long the temporary exemption will remain in effect. Accordingly, the Fund may be subject to such taxes in the future. In addition, there is uncertainty as to the application and implementation of China's value added tax to the Fund's activities. The Fund reserves the right to establish a reserve for taxes which present uncertainty as to whether they will be assessed, although it currently does not do so. If the Fund establishes such a reserve but is not ultimately subject to these taxes, shareholders who redeemed or sold their shares while the reserve was in place will effectively bear the tax and may not benefit from the later release, if any, of the reserve. Conversely, if the Fund does not establish such a reserve but ultimately is subject to the tax, shareholders who redeemed or sold their shares prior to the tax being withheld, reserved or paid will have effectively avoided the tax. Investors should note that such provision, if any, may be excessive or inadequate to meet actual tax liabilities (which could include interest and penalties) on the Fund's investments. Any taxes imposed in connection with the Fund's activities will be borne by the Fund. As a result, investors may be advantaged or disadvantaged depending on the final rules of the relevant tax authorities.

**Hong Kong Risk.** The economy of Hong Kong has few natural resources and any fluctuation or shortage in the commodity markets could have a significant adverse effect on the Hong Kong economy. Hong Kong is also heavily dependent on international trade and finance. Additionally, the continuation and success of the current political, economic, legal and social policies of Hong Kong is dependent on and subject to the control of the Chinese government. China may change its policies regarding Hong Kong at any time. Any such change may adversely affect market conditions and the performance of Chinese and Hong Kong issuers and, thus, the value of securities in the Fund's portfolio.

#### China Equity Investing Risks.

**A-Shares Risk.** A-Shares are issued by companies incorporated in mainland China and are traded on Chinese exchanges. Investments in A-Shares are made available to domestic Chinese investors and certain foreign investors, including those who have been approved as a QFII or a RQFII and through the Stock Connect Programs, which currently include the Shanghai-Hong Kong Stock Connect, Shenzhen-Hong Kong Stock Connect, Shanghai-London Stock Connect, and China-Japan Stock Connect. Investments by foreign investors in A-Shares are subject to various restrictions,

## Fund Summary

### KraneShares SSE STAR Market 50 Index ETF

regulations and limits. Investments in A-Shares are heavily regulated and the recoupment and repatriation of assets invested in A-Shares is subject to restrictions by the Chinese government. A-Shares may be subject to frequent and widespread trading halts and may become illiquid. This could cause volatility in the Fund's share price and subject the Fund to a greater risk of trading halts.

**Stock Connect Program Risk.** The Stock Connect Programs are subject to daily and aggregate quota limitations, and an investor cannot purchase and sell the same security on the same trading day, which may restrict the Fund's ability to invest in A-Shares through the Programs and to enter into or exit trades on a timely basis. The Shanghai and Shenzhen markets may be open at a time when the participating exchanges located outside of mainland China are not active, with the result that prices of A-Shares may fluctuate at times when the Fund is unable to add to or exit its positions. Only certain China A-Shares are eligible to be accessed through the Stock Connect Programs. Such securities may lose their eligibility at any time, in which case they could be sold but could no longer be purchased through the Stock Connect Programs. Because the Stock Connect Programs are still evolving, the actual effect on the market for trading A-Shares with the introduction of large numbers of foreign investors is still relatively unknown. Further, regulations or restrictions, such as limitations on redemptions or suspension of trading, may adversely impact the program. There is no guarantee that the participating exchanges will continue to support the Stock Connect Programs in the future.

Investments in China A-Shares may not be covered by the securities investor protection programs of either exchange and, without the protection of such programs, will be subject to the risk of default by the broker. Because of the way in which China A-Shares are held in the Stock Connect Programs, the Fund may not be able to exercise the rights of a shareholder and may be limited in its ability to pursue claims against the issuer of a security, and may suffer losses in the event the depository of the Chinese exchange becomes insolvent.

**B-Shares Risk.** The China B-Share market is generally smaller, less liquid and has a smaller issuer base than the China A-Share market. The issuers that compose the B-Share market include a broad range of companies, including companies with large, medium and small capitalizations. Further, the B-Shares market may behave very differently from other portions of the Chinese equity markets, and there may be little to no correlation between the performance of the two.

**H-Shares Risk.** H-Shares are foreign securities which, in addition to the risks described herein, are subject to the risk that the Hong Kong stock market may behave very differently from the mainland Chinese stock market. There may be little to no correlation between the performance of the Hong Kong stock market and the mainland Chinese stock market.

**N-Shares Risk.** N-Shares are securities of companies with business operations in mainland China and listed on an American stock exchange, such as the NYSE or NASDAQ. Because companies issuing N-Shares have business operations in China, they are subject to certain political and economic risks in China. The American stock market may behave very differently from the mainland Chinese stock market, and there may be little to no correlation between the performance of the two.

**P-Chip Companies Risk.** P-Chip companies are often run by the private sector and have a majority of their business operations in mainland China. P-Chip shares are traded in Hong Kong dollars on the Hong Kong Stock Exchange, and may also be traded by foreigners. Because they are traded on the Hong Kong Stock Exchange, P-Chips are also subject to risks similar to those associated with investments in H Shares. They are also subject to risks affecting their jurisdiction of incorporation, including any legal or tax changes.

## Fund Summary

### KraneShares SSE STAR Market 50 Index ETF

**Red Chip Companies Risk.** Red Chip companies are controlled, either directly or indirectly, by the central, provincial or municipal governments of the PRC. Red Chip shares are traded in Hong Kong dollars on the Hong Kong Stock Exchange and may also be traded by foreigners. Because Red Chip companies are controlled by various PRC governmental authorities, investing in Red Chips involves risks that political changes, social instability, regulatory uncertainty, adverse diplomatic developments, asset expropriation or nationalization, or confiscatory taxation could adversely affect the performance of Red Chip companies. Red Chip companies may be less efficiently run and less profitable than other companies.

**S-Chip Companies Risk.** The Fund may invest in shares of companies with business operations in mainland China and listed on the Singapore Exchange ("S-Chips"). S-Chip shares are issued by companies incorporated anywhere, but many are registered in Singapore, the British Virgin Islands, the Cayman Islands, or Bermuda. They are subject to risks affecting their jurisdiction of incorporation, including any legal or tax changes. S-Chip companies may or may not be owned at least in part by a Chinese central, provincial or municipal government and be subject to the types of risks that come with such ownership described herein. There may be little or no correlation between the performance of the Singapore stock market and the mainland Chinese stock market.

#### China Risk – Onshore Investing Risks.

**Custody Risks.** In accordance with Chinese regulations, A-Shares acquired through a QFII or RQFII license will be held in the joint names of the Fund and Bosera. While Bosera may not use such an account for any purpose other than for maintaining the Fund's assets, the Fund's assets may not be as well protected as they would be if it were possible for them to be registered and held solely in the name of the Fund. There is a risk that creditors of Bosera may assert that the securities are owned by Bosera and that regulatory actions taken against Bosera may affect the Fund. The risk is particularly acute in the case of cash deposited with a People's Republic of China ("PRC") sub-custodian ("PRC Custodian") because it may not be segregated, and it may be treated as a debt owing from the PRC Custodian to the Fund as a depositor. Thus, in the event of a PRC Custodian bankruptcy, liquidation, or similar event, the Fund may face difficulties and/or encounter delays in recovering its cash.

**Capital Controls Risk.** Economic conditions, such as volatile currency exchange rates and interest rates, political events and other conditions may, without prior warning, lead to intervention by government actors and the imposition of "capital controls." Capital controls include the prohibition of, or restrictions on, the ability to transfer currency, securities or other assets. Levies may be placed on profits repatriated by foreign entities (such as the Fund). Although the RMB is not presently freely convertible, rather it is subject to the approval of the State Administration of Foreign Exchange ("SAFE") and other relevant authorities, repatriations by RQFIIs or through the Stock Connect Programs are currently permitted daily and Chinese authorities have indicated their plans to move to a fully freely convertible RMB. There is no assurance, however, that repatriation restrictions will not be (re-)imposed in the future.

**Equity Securities Risk.** The values of equity securities are subject to factors such as market fluctuations, changes in interest rates and perceived trends in stock prices. Equity securities may be more volatile than other asset classes and are generally subordinate in rank to debt and other securities of the same issuer.

## Fund Summary

### KraneShares SSE STAR Market 50 Index ETF

**Emerging Markets Risk.** The Fund's investments in emerging markets are subject to greater risk of loss than investments in developed markets. This is due to, among other things, greater market volatility, greater risk of asset seizures and capital controls, lower trading volume, political and economic instability, greater risk of market shutdown, and more governmental limitations on foreign investments than typically found in developed markets. The economies of emerging markets, and China in particular, may be heavily reliant upon international trade and may suffer disproportionately if international trading declines or is disrupted.

**Foreign Securities Risk.** Investments in securities of non-U.S. issuers may be less liquid than investments in U.S. issuers, may have less governmental regulation and oversight, and are typically subject to different investor protection standards than U.S. issuers. Investments in non-U.S. securities entail the risk of loss due to foreign currency fluctuations and political or economic instability. Foreign market trading hours, clearance and settlement procedures, and holiday schedules may limit the Fund's ability to buy and sell securities. These factors could result in a loss to the Fund.

**Geographic Focus Risk.** The Fund's investments are expected to be focused in a particular country, countries, or region to the same extent as the Underlying Index and therefore the Fund may be susceptible to adverse market, political, regulatory, and geographic events affecting that country, countries or region. Such geographic focus also may subject the Fund to a higher degree of volatility than a more geographically diversified fund.

**Currency Risk.** The Fund's net asset value ("NAV") is determined on the basis of the U.S. dollar, therefore, the Fund may lose value if the local currency of a foreign market depreciates against the U.S. dollar, even if the local currency value of the Fund's holdings goes up. Currency exchange rates can be very volatile and can change quickly and unpredictably, which may adversely affect the Fund. The Fund may also be subject to delays in converting or transferring U.S. dollars to foreign currencies for the purpose of purchasing portfolio investments. This may hinder the Fund's performance, including because any delay could result in the Fund missing an investment opportunity and purchasing securities at a higher price than originally intended, or incurring cash drag.

**Non-Diversified Fund Risk.** Because the Fund is non-diversified and may invest a greater portion of its assets in fewer issuers than a diversified fund, changes in the market value of a single portfolio holding could cause greater fluctuations in the Fund's share price than would occur in a diversified fund. This may increase the Fund's volatility and cause the performance of a single portfolio holding or a relatively small number of portfolio holdings to have a greater impact on the Fund's performance.

**Concentration Risk.** The Fund's assets are expected to be concentrated in an industry or group of industries to the extent that the Underlying Index concentrates in a particular industry or group of industries. The securities of companies in an industry or group of industries could react similarly to market developments. Thus, the Fund is subject to loss due to adverse occurrences that affect one industry or group of industries or sector. While the Fund's sector and industry exposure is expected to vary over time based on the composition of the Underlying Index, the Fund is currently subject to the principal risks described below.

**Information Technology Sector Risk.** Market or economic factors impacting information technology companies and companies that rely heavily on technology advances could have a major effect on the value of stocks in the information technology sector. The value of stocks of technology companies and companies that rely heavily on technology is particularly vulnerable to rapid changes in technology product cycles, rapid product obsolescence, government regulation and competition, both domestically and internationally, including competition from competitors with lower production



## Fund Summary

### KraneShares SSE STAR Market 50 Index ETF

costs. Information technology companies and companies that rely heavily on technology, especially those of smaller, less-seasoned companies, tend to be more volatile than the overall market. Information technology companies are heavily dependent on patent and intellectual property rights, the loss or impairment of which may adversely affect profitability. Additionally, companies in the information technology sector may face dramatic and often unpredictable changes in growth rates and competition for the services of qualified personnel.

**Healthcare Sector Risk.** The profitability of companies in the healthcare sector may be affected by government regulations and government healthcare programs, government reimbursement for medical expenses, increases or decreases in the cost of medical products and services, limited product lines, increased emphasis on the delivery of healthcare through outpatient services and product liability claims. Many healthcare companies are heavily dependent on patent protection, which may be time consuming and costly, and the expiration of a company's patent may adversely affect that company's profitability. Healthcare companies are subject to competitive forces that may result in pricing pressure, including price discounting, and may be thinly capitalized and susceptible to product obsolescence. Many new products in the healthcare sector require significant research and development and may be subject to regulatory approvals, which may be time consuming and costly and with no guarantee that the product will come to market.

**Industrials Sector Risk.** The industrials sector may be affected by changes in the supply and demand for products and services, product obsolescence, claims for environmental damage or product liability and general economic conditions, among other factors. Government regulation will also affect the performance of investments in such industrials sector issuers, particularly aerospace and defense companies, which rely to a significant extent on government demand for their products and services. Transportation companies, another component of the industrials sector, are subject to sharp price movements resulting from changes in the economy, fuel prices, labor agreements and insurance costs.

**ETF Risk.** As an ETF, the Fund is subject to the following risks:

**Authorized Participants Concentration Risk.** The Fund has a limited number of financial institutions that may act as Authorized Participants. To the extent they exit the business or are otherwise unable to proceed in creation and redemption transactions with the Fund and no other Authorized Participant is able to step forward to create or redeem, shares of the Fund may be more likely to trade at a premium or discount to NAV and possibly face trading halts or delisting. Authorized Participant concentration risk may be heightened for exchange-traded funds ("ETFs"), such as the Fund, that invest in securities issued by non-U.S. issuers or other securities or instruments that have lower trading volumes.

**Cash Transactions Risk.** Like other ETFs, the Fund sells and redeems its shares only in large blocks called Creation Units and only to "Authorized Participants." Unlike many other ETFs, however, the Fund expects to effect its creations and redemptions at least partially or fully for cash, rather than in-kind securities. Thus, an investment in the Fund may be less tax-efficient than an investment in other ETFs as the Fund may recognize a capital gain that it could have avoided by making redemptions in-kind. As a result, the Fund may pay out higher capital gains distributions than ETFs that redeem in-kind. Further, paying redemption proceeds in cash rather than through in-kind delivery of portfolio securities may require the Fund to dispose of or sell portfolio investments to obtain the cash needed to distribute redemption proceeds at an inopportune time.



## Fund Summary

### KraneShares SSE STAR Market 50 Index ETF

**International Closed Market Trading Risk.** To the extent the Fund's investments trade in markets that are closed when the Fund and Exchange are open, there are likely to be deviations between current pricing of an underlying security and the prices at which the underlying securities are valued for purposes of the Fund's NAV. As a result, Shares may appear to trade at a significant discount or premium to NAV greater than those incurred by other ETFs. In addition, shareholders may not be able to purchase or redeem their shares of the Fund, or purchase or sell shares of the Fund on the Exchange, on days when the NAV of the Fund could be significantly affected by events in the relevant non-U.S. markets.

**Premium/Discount Risk.** There may be times when the market price of the Fund's shares is more than the NAV intra-day (at a premium) or less than the NAV intra-day (at a discount). As a result, shareholders of the Fund may pay more than NAV when purchasing shares and receive less than NAV when selling Fund shares. This risk is heightened in times of market volatility or periods of steep market declines. In such market conditions, market or stop loss orders to sell Fund shares may be executed at prices well below NAV.

**Secondary Market Trading Risk.** Investors buying or selling shares in the secondary market will normally pay brokerage commissions, which are often a fixed amount and may be a significant proportional cost for investors buying or selling relatively small amounts of shares. Secondary market trading is subject to bid-ask spreads and trading in Fund shares may be halted by the Exchange because of market conditions or other reasons. If a trading halt occurs, a shareholder may temporarily be unable to purchase or sell shares of the Fund. In addition, although the Fund's shares are listed on the Exchange, there can be no assurance that an active trading market for shares will develop or be maintained or that the Fund's shares will continue to be listed.

**New Fund Risk.** If the Fund does not grow in size, it will be at greater risk than larger funds of wider bid-ask spreads for its shares, trading at a greater premium or discount to NAV, liquidation and/or a stop to trading.

**Liquidity Risk.** The Fund's investments are subject to liquidity risk, which exists when an investment is or becomes difficult or impossible to purchase or sell at an advantageous time and price. If a transaction is particularly large or if the relevant market is or becomes illiquid, it may not be possible to initiate a transaction or liquidate a position, which may cause the Fund to suffer significant losses and difficulties in meeting redemptions. Liquidity risk may be the result of, among other things, market turmoil, the reduced number and capacity of traditional market participants, or the lack of an active trading market. Markets for securities or financial instruments could be disrupted by a number of events, including, but not limited to, an economic crisis, natural disasters, new legislation or regulatory changes inside or outside the U.S. Liquid investments may become less liquid after being purchased by the Fund, particularly during periods of market stress. In addition, if a number of securities held by the Fund stop trading, it may have a cascading effect and cause the Fund to halt trading. Volatility in market prices will increase the risk of the Fund being subject to a trading halt. Certain countries in which the Fund may invest may be subject to extended settlement delays and/or foreign holidays, during which the Fund will unlikely be able to convert holdings to cash.

**Small- and Mid-Capitalization Company Risk.** Investing in the securities of small and medium capitalization companies involves greater risk and the possibility of greater price volatility than investing in larger capitalization companies. Since small and medium-sized companies may have limited operating histories, product lines and financial resources, the securities of these companies may be less liquid and more volatile. They may also be sensitive to (expected) changes in interest rates and earnings.

## Fund Summary

### KraneShares SSE STAR Market 50 Index ETF

**Large Capitalization Company Risk.** Large capitalization companies may be unable to respond quickly to new competitive challenges and attain the high growth rate of successful smaller companies, especially during extended periods of economic expansion. As such, returns on investments in stocks of large capitalization companies could trail the returns on investments in stocks of small and mid capitalization companies.

**IPO Risk.** Securities issued in IPOs have no trading history, and information about the companies may be available for very limited periods. In addition, the prices of securities sold in IPOs may be highly volatile. At any particular time or from time to time, the Fund may not be able to invest in securities issued in IPOs, or invest to the extent desired, because, for example, only a small portion (if any) of the securities being offered in an IPO may be made available to the Fund. In addition, as the Fund increases in size, the impact of IPOs on the Fund's performance will generally decrease.

**Passive Investment Risk.** There is no guarantee that the Underlying Index will create the desired exposure and the Fund is not actively managed. It does not seek to "beat" the Underlying Index or take temporary defensive positions when markets decline. Therefore, the Fund may purchase or hold securities with current or projected underperformance.

**Management Risk.** The Fund may not fully replicate the Underlying Index and may hold less than the total number of securities in the Underlying Index. Therefore, the Fund is subject to the risk that Krane's and/or Boser's security selection process may not produce the intended results.

**Tracking Error Risk.** The Fund's return may not match or achieve a high degree of correlation with the return of the Underlying Index. This may be due to, among other factors, the Fund holding cash under certain circumstances in lieu of Underlying Index securities, such as when the Fund is subject to delays converting U.S. dollars into a foreign currency to purchase foreign securities and unable to invest in certain constituents of the Underlying Index due to regulatory constraints, trading suspensions, and legal restrictions imposed by foreign governments. To the extent that the Fund employs a representative sampling strategy or calculates its NAV based on fair value prices and the value of the Underlying Index is based on securities' closing prices on local foreign markets, the Fund's ability to track the Underlying Index may be adversely affected.

**Market Risk.** The values of the Fund's holdings could decline generally or could underperform other investments. In addition, there is a risk that policy changes by the U.S. Government, Federal Reserve, and/or other government actors could cause volatility in global financial markets and negative sentiment, which could have a negative impact on the Fund and could result in losses. Geopolitical and other risks, including environmental and public health risks may add to instability in world economies and markets generally. Changes in value may be temporary or may last for extended periods. Further, the Fund is susceptible to the risk that certain investments may be difficult or impossible to sell at a favorable time or price. Market developments may also cause the Fund's investments to become less liquid and subject to erratic price movements.

**High Portfolio Turnover Risk.** The Fund may incur high portfolio turnover rates, which may increase the Fund's brokerage commission costs and negatively impact the Fund's performance. Such portfolio turnover also may generate net short-term capital gains.

**Valuation Risk.** Independent market quotations for certain investments held by the Fund may not be readily available, and such investments may be fair valued or valued by a pricing service at an evaluated price. These valuations involve subjectivity and different market participants may assign different prices to the same investment. As a result, there is a risk that the Fund may not be able to

## Fund Summary

### KraneShares SSE STAR Market 50 Index ETF

sell an investment at the price assigned to the investment by the Fund. In addition, the securities in which the Fund invests may trade on days that the Fund does not price its shares; as a result, the value of Fund shares may change on days when investors cannot purchase or sell their Fund holdings.

**Tax Risk.** In order to qualify for the favorable tax treatment available to regulated investment companies, the Fund must satisfy certain income, asset diversification and distribution requirements each year. The Fund's investments in issuers whose control persons are not certain creates a risk that tax authorities may retrospectively deem the Fund to have failed the asset diversification requirements. If the Fund were to fail the favorable tax treatment requirements, it would be taxed in the same manner as an ordinary corporation, which would adversely affect its performance.

**Depository Receipts Risk.** The Fund may hold the securities of foreign companies in the form of depository receipts, including American Depository Receipts and Global Depository Receipts. Investing in depository receipts entails the risks associated with foreign investments, such as fluctuations in foreign currency exchange rates and political and economic risks distinct from those associated with investing in the securities of U.S. issuers. In addition, the value of the securities underlying the depository receipts may change materially when the U.S. markets are not open for trading, which will affect the value of the depository receipts.

**Derivatives Risk.** The use of derivatives (including swaps, futures, forwards, structured notes and options) may involve leverage, which includes risks that are different from, and greater than, the risks associated with investing directly in a reference asset, because a small investment in a derivative can result in a large impact on the Fund and may cause the Fund to be more volatile. Derivatives may at times be highly illiquid, and the Fund may not be able to close out or sell a derivative at a particular time or at an anticipated price. Derivatives can be difficult to value and valuation may be more difficult in times of market turmoil. There may be imperfect correlation between the derivative and that of the reference asset, resulting in unexpected returns that could materially adversely affect the Fund. Certain derivatives (such as swaps and options) are bi-lateral agreements that expose the Fund to counterparty risk, which is the risk of loss in the event that the counterparty to an agreement fails to make required payments or otherwise comply with the terms of derivative. In that case, the Fund may suffer losses potentially equal to, or greater than, the full value of the derivative if the counterparty fails to perform its obligations. That risk is generally thought to be greater with over-the-counter (OTC) derivatives than with derivatives that are exchange traded or centrally cleared. Counterparty risks are compounded by the fact that there are only a limited number of ways available to invest in certain reference assets and, therefore, there may be few counterparties to swaps or options based on those reference assets. Many derivatives are subject to segregation requirements that require the Fund to segregate the market or notional value of the derivatives, which could impede the portfolio management of the Fund.

**Investments in Investment Companies Risk.** The Fund may invest in other investment companies, including those that are advised, sponsored or otherwise serviced by Krane, Bosera, and/or its affiliates. The Fund will indirectly be exposed to the risks of investments by such funds and will incur its pro rata share of the underlying fund's expenses. Additionally, investments in ETFs are subject to ETF Risk. Krane and/or Bosera is subject to conflicts of interest in allocating Fund assets to investment companies that are advised, sponsored or otherwise serviced by Krane, Bosera, and/or its affiliates. To the extent that the Fund invests in investment companies or other pooled investment vehicles that are not registered pursuant to the 1940 Act, including foreign investment companies, it will not enjoy the protections of the U.S. law.

## Fund Summary

### KraneShares SSE STAR Market 50 Index ETF

**Securities Lending Risk.** To the extent the Fund lends its securities, it may be subject to the following risks: (1) the securities in which the collateral is invested may not perform sufficiently to cover the applicable rebate rates paid to borrowers and related administrative costs; (2) delays may occur in the recovery of securities from borrowers, which could interfere with the Fund's ability to vote proxies or to settle transactions; and (3) although borrowers of the Fund's securities typically provide collateral in the form of cash that is reinvested in securities, there is the risk of possible loss of rights in the collateral should the borrower fail financially.

**Cash and Cash Equivalents Risk.** The Fund may hold cash or cash equivalents. Generally, such positions offer less potential for gain than other investments. This is particularly true when the market for other investments in which the Fund may invest is rapidly rising. If the Fund holds cash uninvested it will be subject to the credit risk of the depositing institution holding the cash.

### Performance Information

Once the Fund has completed a full calendar year of operations, a bar chart and table will be included in this Prospectus that will provide some indication of the risks of investing in the Fund by showing the variability of the Fund's return based on net assets and comparing the variability of the Fund's return to a broad measure of market performance. Once available, the Fund's current performance information will be available at [www.kraneshares.com](http://www.kraneshares.com). Past performance does not necessarily indicate how the Fund will perform in the future.

### Management

#### Investment Adviser and Sub-Adviser

Krane Funds Advisors, LLC serves as the investment adviser to the Fund. Bosera Asset Management (International) Co., Ltd. serves as the sub-adviser to the Fund.

#### Portfolio Manager

Ms. Qiong Wan has served as the Fund's portfolio manager since its inception in January 2021.

#### Purchase and Sale of Fund Shares

Shares may be purchased and redeemed from the Fund only in "Creation Units" of 50,000 shares, or multiples thereof. As a practical matter, only institutions and large investors, such as market makers or other large broker-dealers, purchase or redeem Creation Units. Most investors will buy and sell shares of the Fund on the Exchange. Individual shares can be bought and sold throughout the trading day like other publicly traded securities through a broker-dealer on the Exchange. These transactions do not involve the Fund. The price of an individual Fund share is based on market prices, which may be different from its NAV. As a result, the Fund's shares may trade at a price greater than the NAV (at a premium) or less than the NAV (at a discount). An investor may incur costs attributable to the difference between the highest price a buyer is willing to pay to purchase shares of the Fund (bid) and the lowest price a seller is willing to accept for shares of the Fund (ask) when buying or selling shares in the secondary market (the "bid-ask spread"). Most investors will incur customary brokerage commissions and charges when buying or selling shares of the Fund through a broker-dealer.

Recent information regarding the Fund, including its NAV, market price, premiums and discounts, and bid ask spreads, are available on the Fund's website at [www.kraneshares.com](http://www.kraneshares.com).

## Fund Summary

### KraneShares SSE STAR Market 50 Index ETF

#### Tax Information

Fund distributions are generally taxable as ordinary income, qualified dividend income or capital gains (or a combination), unless your investment is in an IRA or other tax-advantaged retirement account, which may be taxable upon withdrawal.

#### Payments to Broker-Dealers and Other Financial Intermediaries

If you purchase Fund shares through a broker-dealer or other financial intermediary (such as a bank), the Fund and its related companies may pay the intermediary for the sale of Fund shares and related services. These payments may create a conflict of interest by influencing the broker-dealer or other intermediary and your sales person to recommend the Fund over another investment. Ask your sales person or visit your financial intermediary's website for more information.

## Additional Information About the Funds

Each of the policies described in this Prospectus, including each Fund's investment objective and 80% policy, with the exception of the Funds' concentration policies, which are described in further detail in the Statement of Additional Information, is a non-fundamental policy that may be changed by the Board of Trustees of the Trust without shareholder approval, but each Fund will provide 60 days' prior written notice to shareholders (if it has any) of any change in its 80% policy. Certain fundamental policies of the Funds are set forth in the SAI.

Any security that a U.S. investor is not permitted hold or acquire now or at a specified date in the future, due to legal, regulatory or similar reasons, including executive orders, may not be eligible for inclusion in an Underlying Index. Where a legal, regulatory or similar issue allows a U.S. investor to hold (but not acquire) a security, a Fund may continue to hold a security, whether or not it is a constituent of its Underlying Index. To the extent that the Fund (or Underlying Index) includes such a security and an Underlying Index (or Fund) excludes it, the performance of the Fund and Underlying Index may diverge.

Certain Underlying Indexes permit securities that are newly listed in IPOs to become index constituents if certain criteria are met. If a Fund seeks to track an Underlying Index that includes an IPO-inclusion mechanism, it will be subject to IPO risk if it invests in IPOs. Currently, the following Funds track Underlying Indexes with an IPO-inclusion mechanism:

- KraneShares Boserá MSCI China A Share ETF (KBA);
- KraneShares CICC China 5G & Semiconductor Index ETF (KFVG);
- KraneShares CSI China Internet ETF (KWEB);
- KraneShares MSCI All China Consumer Discretionary Index ETF (KDSC);
- KraneShares MSCI All China Consumer Staples Index ETF (KSTP);
- KraneShares MSCI All China Health Care Index ETF (KURE);
- KraneShares MSCI All China Index ETF (KALL);
- KraneShares MSCI China A Hedged Index ETF (KBAH);
- KraneShares MSCI China Clean Technology Index ETF (KGRN);
- KraneShares MSCI Emerging Markets ex China Index ETF (KEMX);
- KraneShares MSCI One Belt One Road Index ETF (OBOR); and
- KraneShares SSE Star Market 50 Index ETF (KSTR).

### Additional Information about Certain Funds' Principal Investment Strategies and Indexes

#### **KraneShares Asia Pacific High Yield Bond ETF**

(formerly, KraneShares CCBS China Corporate High Yield Bond USD Index ETF) (Effective on August 1, 2021, the ticker for the Fund changed from KCCB to KHYB.)

The Fund seeks to achieve income and capital appreciation over the mid to long term.

Under normal circumstances, the Fund seeks to achieve its objective by investing at least 80% of its net assets (plus borrowings for investment purposes) in high yield fixed income securities (also known as "junk bonds"), of any duration or maturity, issued by corporate, quasi-sovereign (including government-linked agencies, supranational organizations, etc.) and sovereign issuers located in the Asia-Pacific region.

## Additional Information About the Funds

For purposes of this Fund, high yield fixed income securities are generally defined as those fixed income securities that, at the time of investment, are rated below the four highest categories (i.e., rated Ba1/BB+ or lower) by at least one independent credit rating agency or, if unrated, are determined by Nikko Asset Management Americas Inc. or its affiliates ("Nikko, or the "Sub-Adviser") to be of comparable quality.

The Asia-Pacific region is defined to encompass countries represented in the J.P. Morgan Asia Credit Index or countries classified in Bloomberg's country of risk from the Asia-Pacific or Central Asia regions, including developed and emerging market countries.

Currently, the following countries are represented in the J.P. Morgan Asia Credit Index: China, Hong Kong, India, Indonesia, Macau, Malaysia, Mongolia, Pakistan, Philippines, Singapore, South Korea, Sri Lanka, Taiwan, Thailand, Vietnam. Currently, the following countries are classified in Bloomberg's country of risk from Asia-Pacific or Central Asia regions: Afghanistan, Australia, Bangladesh, Bhutan, British Indian Ocean Territory, Brunei, Cambodia, China, Christmas Islands, Cocos, Cook Islands, East Timor, Fiji, French Pacific, Guam, Heard Islands and Macdonald Islands, Hong Kong, India, Indonesia, Japan, Kazakhstan, Kiribati, Kyrgyzstan, Laos, Macau, Malaysia, Marshall Island, Micronesia, Mongolia, Myanmar, Nauru Island, Nepal, New Caledonia, New Zealand, Norfolk Island, North Korea, Northern Marian, Palau, Pakistan, Papua New Guinea, Philippines, Pitcairn Islands, Samoa, Singapore, Solomon Island, South Korea, Sri Lanka, Taiwan, Tajikistan, Thailand, Tokelau, Tonga, Turkmenistan, Tuvalu, US Minor Outlying Islands, Uzbekistan, Vanuatu, Vietnam, Wallis and Futuna, West Samoa.

An issuer is considered to be "located" in a country or a region, and a security or instrument is deemed to be an Asia-Pacific (or specific country) security or instrument, if it has substantial ties to that country or region. The Sub-Adviser currently makes that determination based primarily on one or more of the following criteria: (A) with respect to a company or issuer, whether (i) it is organized under the laws of that country or any country in that region; (ii) it derives at least 50% of its revenues or profits from goods produced or sold, investments made, or services performed, or has at least 50% of its assets located, within that country or region; (iii) it has the primary trading markets for its securities in that country or region; (iv) it has its principal place of business in or is otherwise headquartered in that country or region; or (v) it is a governmental entity or an agency, instrumentality or a political subdivision of that country or any country in that region; and (B) with respect to an instrument or issue, whether (i) its issuer is headquartered or organized in that country or region; (ii) it is issued to finance a project with significant assets or operations in that country or region; (iii) it is principally secured or backed by assets located in that country or region; (iv) it is a component of or its issuer is included in a recognized securities index for the country or region; or (v) it is denominated in the currency of an Asia-Pacific country and addresses at least one of the other above criteria. The term "located" and the associated criteria listed above have been defined in such a way that Nikko has latitude in determining whether an issuer should be included within a region or country.

Nikko uses top-down macro research and bottom-up credit research to construct the Fund's portfolio using a proprietary process that involves, among other factors, a combination of quantitative and qualitative factors to assess an issuer's credit profile, and Nikko's assessment of a security's value and relative value compared to other similar securities. Nikko monitors the Fund's portfolio securities to ensure that the investment thesis remains valid and will exit a position if its assessment of a security has changed.

## Additional Information About the Funds

The Fund is non-diversified and therefore may invest a larger percentage of its assets in the securities of a single issuer or smaller number of issuers than diversified funds. The Fund also may invest a large percentage of its net assets in issuers in a single region or country within the Asia-Pacific region and may invest in issuers of any market capitalization. The Fund may invest in other investment companies, including exchange-traded funds ("ETFs"), if the investment companies invest principally in the types of investments in which the Fund may invest directly.

The Fund may also invest in derivative instruments (including swaps, futures, forwards, structured notes and options) as a means of hedging risk and/or for investment purposes, which may include altering the Fund's exposure to currencies, interest rates, sectors and individual issuers.

The Fund may engage in securities lending.

### **KraneShares Global Carbon ETF**

The Fund attempts to maintain exposure to carbon credit futures that are substantially the same as those included in the Index and to exceed the performance of the Index through direct or indirect investments in debt instruments.

The Index is designed to measure the performance of a portfolio of liquid carbon credit futures that require "physical delivery" of emission allowances issued under cap and trade regimes. The Index includes only carbon credit futures that mature in December of the next one to two years and that have a minimum average monthly trading volume over the previous six months of at least \$10 million. The Index weights eligible carbon credit futures based on their average monthly trading volume during the relevant six-month period, subject to a 5% minimum weight per regime and a 65% maximum weight to any one of the following geographic regions: (1) Europe, the Middle East and Africa, (2) the Americas, and (3) the Asia-Pacific. In addition, no single carbon credit futures contract expiring in a particular year will receive an allocation of less than 5% or more than 60% at the semi-annual rebalancing or annual reconstitution of the Index.

In a "cap and trade" regime, a limit ("cap") is typically set by a regulator, such as a government entity or supranational organization, on the total amount of specific greenhouse gases, such as CO<sub>2</sub>, that can be emitted by regulated entities, such as manufacturers or energy producers. The regulator then issues or sells "emission allowances" to regulated entities which may then buy or sell ("trade") the emission allowances on the open market. To the extent that the regulator may then reduce the cap on emission allowances, regulated entities are thereby incentivized to reduce their emissions; otherwise they must purchase emission allowances on the open market, where the price of such allowances will likely be increasing as a result of demand, and regulated entities that reduce their emissions will be able to sell unneeded emission allowances for profit. Commodity futures contracts linked to the value of emission allowances are known as "carbon credit futures".

As of June 29, 2021, eligible constituents of the Index include emission allowances issued under the European Union Emissions Trading System (EUA), California Carbon Allowance (CCA) and Regional Greenhouse Gas Initiative (RGGI) "cap and trade" programs. Currently, the parties to the European Union Emissions Trading System are all the European Union member states plus Iceland, Norway, and Liechtenstein. The party to the California Carbon Allowance system is California. The parties to the Regional Greenhouse Gas Initiative system are entities in the United States, specifically Connecticut, Delaware, Maine, Maryland, Massachusetts, New Hampshire, New Jersey, New York, Rhode Island, Virginia and Vermont. As the global carbon credit market grows, additional liquid contracts may



## Additional Information About the Funds

enter the Index, and the Fund may invest in such additional carbon credit futures contracts. As noted above, any additional carbon credit futures contracts that enter the Index will have a minimum average monthly trading volume over the previous six months of at least \$10 million.

The total return of the Index is calculated as the sum of: (1) the change in spot prices (the current price in the marketplace at which a given asset can be bought or sold for immediate delivery) for the carbon credit futures included in the index (the “price return”), and (2) the income earned from investing cash collateral (the “collateral yield”). The collateral yield is calculated by multiplying an appropriate overnight rate (the overnight rate is the interest rate at which a depository institution lends or borrows funds with another depository institution in the overnight market) and the closing value of the Index for a given day.

The Fund will utilize a subsidiary (the “Subsidiary”) for purposes of investing in carbon credit futures. The Subsidiary is a corporation operating under Cayman Islands law that is wholly-owned and controlled by the Fund. The Subsidiary is advised by the Adviser. The Fund may invest up to 25% of its assets in the Subsidiary. The Subsidiary has the same investment objective as the Fund and will follow the same investment policies and restrictions as the Fund. Except as noted, for purposes of this Prospectus, references to the Fund’s investment strategies and risks include those of its Subsidiary, and references to the Fund include the Subsidiary.

Although the Fund will generally seek to obtain exposure to the same carbon credit futures that are in the Index, the Fund and the Subsidiary will be actively managed and may not replicate the Index. For example, the Fund may invest in carbon credit futures whose values are linked to the same cap and trade regimes as those included in the Index, but have different maturity dates (i.e., not one of the next two Decembers), or the Fund may weight the carbon credit futures in the Index differently than the Index.

The Fund may also invest in other instruments that are consistent with its investment objective. For example, the Fund may invest in emission allowances issued under a cap and trade regime, futures contracts that are not carbon credit futures, options on futures contracts, swap contracts, and other investment companies and notes, which may or may not be exchange-traded. The debt instruments in which the Fund intends to invest indirectly, through short-term bond funds and exchange-traded funds (“ETFs”), include government securities and corporate or other non-government fixed-income securities with maturities of up to 12 months. The Fund may also invest in cash and cash equivalents, including money market funds and repurchase agreements.

The Commodities Futures Trading Commission (the “CFTC”) has adopted certain requirements that subject registered investment companies and their advisers to regulation by the CFTC if a registered investment company invests more than a prescribed level of its net assets in CFTC-regulated futures, options and swaps, or if a registered investment company markets itself as providing investment exposure to such instruments. Due to the Fund’s potential use of CFTC-regulated futures and swaps above CFTC Rule 4.5 limits, it will be considered a “commodity pool” under the Commodity Exchange Act upon commencement of operations.

The Fund will conduct its foreign currency exchange transactions either on a spot (i.e., cash) basis at the spot rate prevailing in the foreign currency exchange market, or through forward, futures or options contracts to purchase or sell foreign currencies. The Fund will compute and expects to distribute its income in U.S. dollars, and the computation of income will be made on the date that the income is earned by the Fund at the foreign exchange rate in effect on that date. Any gain or loss attributable to fluctuations in exchange rates between the time the Fund accrues income or gain and the time the Fund converts such income or gain from a foreign currency to the dollar is generally treated as ordinary income or loss.

## Additional Information About the Funds

The Fund is non-diversified. To the extent the Underlying Index is concentrated in a particular industry, the Fund is expected to be concentrated in that industry (using the notional value of any futures in which it invests).

The Index is calculated on each SIFMA-recommended U.S. trading day and the last calendar day of November. The Index is rebalanced and reconstituted annually on the last business day of November. To convert the value of foreign carbon credit futures to U.S. dollars, the Index utilizes foreign exchange spot rates from WM and Reuters, using foreign exchange rates as of 4:00 p.m. London time for any day the Index is calculated. The Index was launched on July 25, 2019, with a base date of July 31, 2014, and a base value of 100. The Index's base date reflects the first date for which performance of the Index is calculated, whereas the launch date reflects the date the Index was officially published and was publicly distributed to major data vendors. As of June 29, 2021, the Index included 5 futures contracts with a market capitalization range of \$349.3 million to \$30.5 billion and an average market capitalization of \$ 10.9 billion. The largest regional representations in the Index were Europe and the Americas EUA (74.52%), CCA (18.54%) and RGGI (6.94%). The Index is provided by Markit Indices GmbH, a wholly-owned subsidiary of IHS Markit Ltd. (the "Index Provider").

The Index Provider is not affiliated with the Fund or Krane. The Index Provider determines the constituents and the relative weightings of the constituents in the Index. The Index Provider may consult with the IHS Markit Global Carbon Index Advisory Committee to review potential changes to the Index rules and methodology. Any decision as to the eligibility or ineligibility of a carbon credit futures contract will be published and the Index rules will be updated accordingly. Additional information about the Index is available on the Index Provider's website, [www.markit.com](http://www.markit.com).

### Underlying Indexes

#### **KraneShares Asia Robotics and Artificial Intelligence Index ETF ("KBOT")**

The Underlying Index is designed to measure the performance of equity securities of companies that have an Asian country of risk and are classified by FactSet as being in sub-industries tied to robotics and/or artificial intelligence ("AI").

The Underlying Index draws constituents from the universe of companies in the FactSet Revere Business Industry Classification System ("RBICS") sub-industries that Solactive AG ("Index Provider") has determined, based on fundamental research, provide robotics and/or AI products and services (e.g., semiconductor manufacturing, software, internet and data services). Using data and information from the public filings and disclosures of companies (e.g., regulatory filings, earning transcripts, etc.), the Index Provider identifies most relevant RBICS sub-industries related to robotics and/or AI ("Robotics & AI Sub-Industries"). From the companies classified by RBICS as in the Robotics & AI Sub-Industries, the Underlying Index selects those that, based on RBICS data, derive at least 50% of their revenues from their Robotics & AI Sub-Industries businesses.

Issuers eligible for inclusion in the Underlying Index must be classified by FactSet as having China, Hong Kong, India, Indonesia, Japan, Malaysia, Pakistan, Philippines, Singapore, South Korea, Thailand or Taiwan as their country of risk as sourced from data vendors. An issuer's country of risk is based on an analysis of the country-specific business and economic factors most likely to influence it. The Chinese equity securities included in the Underlying Index may include China A-Shares available for investment through the Shanghai-Hong Kong Stock Connect or Shenzhen-Hong Kong Stock Connect Programs.

## Additional Information About the Funds

The Index Provider applies various screens so that the securities included in the Underlying Index, at the time of each rebalance: (1) are issued by companies with a minimum free float market capitalization of \$100 million; (2) have been listed for at least one month and have a minimum average daily trading volume of \$5 million as measured over the last one-month and six-month periods (or only for the one-month period for issuers conducting an initial public offering); and (3) have debt-to-equity ratios lower than 100%. Constituents of the Underlying Index are weighted as of each rebalance of the Underlying Index based on their free float market capitalization, with the top five constituents assigned weights of 9%, 8%, 7%, 6%, and 5% respectively, and the remaining constituents capped at weights of 4.5%. The issuers included in the Underlying Index may include small-cap, mid-cap and large-cap companies.

As of May 31, 2021, the Robotics & AI Sub-Industries include: Industrial Robots and Robotic Assembly Line Makers, Diversified Semiconductors, General Factory Automation Makers, Lasers and Optical Instrument Manufacturing, Microprocessor (MPU) Semiconductors, Networking Semiconductors, Other Communications Semiconductors, Image Sensor and Image Capture Semiconductors, Video Multimedia Semiconductors, Other Specialized Semiconductors, Peripheral Semiconductors, Security and Identification Semiconductors, Programmable Logic Device Semiconductors, Household Robot Makers, Autonomous Drone Manufacturers, Autonomous Drone Parts Manufacturers, Web Search Sites and Software, Virtual Reality Design and Engineering Software, Home and Office Virtual Reality Software, Virtual Reality Equipment, Business Intelligence Software, Data Storage Drives and Peripherals, Disk Storage Systems, Closed Circuit Television (CCTV) Systems/Products, Productivity Software, and Multiple Industry-Specific Software.

The Underlying Index was launched on December 28, 2018, with a base date of June 19, 2013, and a base value of 1000. As of May 28, 2021, the Underlying Index included 42 securities of companies with a market capitalization range of approximately \$90.13 million to \$39.07 billion and an average market capitalization of approximately \$4.9 billion and the largest sector represented in the Underlying Index was the Technology sector (Electronic Technology (62.54%) and Technology Services (21.5%)). As of May 28, 2021, the largest markets represented in the Underlying Index were China, Taiwan, and Japan. The Underlying Index is reconstituted and rebalanced semi-annually and has two additional review dates to potentially include newly issued securities of issuers meeting the Underlying Index requirements. The foregoing information is subject to change.

The Underlying Index is provided by Solactive AG. The Index Provider is not affiliated with the Fund or Krane. The Index Provider determines the constituents and the relative weightings of the constituent securities in the Underlying Index. The Underlying Index was created for the Fund's exclusive use. Additional information about the Underlying Index is available on the Index Provider's website, [www.solactive.com](http://www.solactive.com).

### **KraneShares Boseri MSCI China A Share ETF ("KBA")**

The Underlying Index reflects the large- and mid-cap Chinese renminbi ("RMB")-denominated equity securities listed on the Shenzhen or Shanghai Stock Exchanges ("A-Shares") that are accessible through the Shanghai-Hong Kong Stock Connect or Shenzhen-Hong Kong Stock Connect programs (together, the "Stock Connect Programs"). The Underlying Index is calculated using China A-Shares listings based on the offshore RMB exchange rate (commonly known as "CNH"). Underlying Index constituents are weighted by the security's free-float adjusted market capitalization, as calculated based on MSCI's Foreign Inclusion Factor ("FIF") and subject to Foreign Ownership Limits ("FOLs").

## Additional Information About the Funds

The FIF of a security is defined as the proportion of shares outstanding that is available for investment in the public equity markets by foreign investors. The FOL of a security is defined as the proportion of share capital of the security that is available for purchase to foreign investors.

The Underlying Index was created on March 1, 2018, with a base value of 100 as of November 1, 2008. The Underlying Index is constructed and maintained under the MSCI Global Investable Market Indices (“GIMI”) Methodology. The MSCI GIMI methodology is a rules-based methodology used for the construction of the MSCI Global Equity Index series. As of May 31, 2021, the Underlying Index included approximately 490 securities of companies with a market capitalization range of approximately \$0.592 billion to \$2,112.7 billion and an average market capitalization of approximately \$4.3 billion. As of May 31, 2021, issuers in the Financials sector (20.1%) represented a significant portion of the Underlying Index. The Underlying Index’s methodology and sector, industry, capitalization and other exposure is subject to change. The Underlying Index is rebalanced quarterly, but in certain circumstances, may continue to include a security no longer meeting the Underlying Index’s eligibility criteria to reduce turnover. The foregoing information is subject to change.

The Underlying Index is provided by MSCI, Inc. (“Index Provider”), a U.S. (Delaware) corporation. The Index Provider is not affiliated with the Fund, Krane or Bosera. Additional information about the Underlying Index is available on the Index Provider’s website, [www.msci.com](http://www.msci.com).

### **KraneShares CICC China 5G & Semiconductor Index ETF (“KFVG”)**

The Underlying Index includes securities issued (or depositary receipts sponsored) by 30 Chinese companies classified by Fuzzy Logix, Inc. (doing business as “FastINDX”) (“Index Provider”) under the Fuzzy Logic Classification System as being in one of the following industries (collectively, “5G and Semiconductor-Related Industries”): Semiconductor Manufacturing, Semiconductor Equipment and Services, Manufacturing Equipment and Services, Internet and Data Services, Electronic Equipment Manufacturing, Electronic Components, Consumer Electronics, Computer Hardware and Storage, Communications Equipment and Commercial Electronics. The securities included in the Underlying Index include China A-Shares available for investment through the Shanghai-Hong Kong Stock Connect or Shenzhen-Hong Kong Stock Connect Programs and all securities listed in Hong Kong or the United States with China as the country of domicile. Securities must have an average daily traded value of over \$1 million.

The top 30 securities by free-float market capitalization are included in the Underlying Index, subject to a 10% cap on each constituent. The Underlying Index is reconstituted quarterly. At each quarterly reconstitution, (a) a single constituent cannot exceed 10% of the Underlying Index and (b) if 45% of the Underlying Index consists of companies that are more than 5% of the Underlying Index, the individual weights of companies that are above 5% will be adjusted until 45% of the Underlying Index consists of companies that are less than 5%. During this process, the weighting of companies below 5% of the Underlying Index also will be adjusted. In addition, to minimize turnover in the Underlying Index, new companies will not be added to the Underlying Index until they are ranked 25 or higher and existing constituents of the Underlying Index will not be removed until they are ranked below 35. A newly listed initial public offering (“IPO”) may be added to the Underlying Index prior to the quarterly reconstitution if the three-day average market capitalization is greater than \$10 billion after the IPO starts trading on an exchange.

## Additional Information About the Funds

As of May 31, 2021, the Underlying Index included 30 securities of companies with a market capitalization range of approximately \$2.06 billion to \$66.26 billion and had an average market capitalization of approximately \$17.47 billion. As of May 31, 2021, issuers in the information technology sector (100%) represented a significant portion of the Underlying Index. The foregoing information is subject to change.

The Index Provider determines the constituents and the relative weightings of the constituent securities in the Underlying Index. The Index Provider is not affiliated with the Fund or Krane. Additional information about the Underlying Index is available on FastINDX's website, <https://www.fastindx.com/>.

### **KraneShares CICC China Consumer Leaders Index ETF ("KBUY")**

The Underlying Index is a free float adjusted market capitalization weighted index (subject to the modifications described below) designed to measure the equity market performance of Chinese companies engaged in "Consumer-Related Industries" — namely, Consumer Electronics; Home decorations; Household appliances; Household appliances and special consumer goods; Leisure Products; Clothing, apparel and luxury; Footwear; Textile; Hotels, resorts and luxury cruises; restaurant; Computer and Electronics Retail; Beer; Liquor and wine; Soft drink; Food processing and meat; Household items; Personal items; Food retail; and Leisure facilities. The securities that are eligible for inclusion in the Underlying Index at each semi-annual reconstitution include all types of publicly issued shares of companies that operate primarily in China, such as A-Shares, B-Shares, H-Shares, P-Chips and Red Chips, which are described below, provided that they have an average daily traded value of over \$10 million Chinese renminbi ("RMB").

For the Underlying Index, Fuzzy Logix, Inc. (doing business as "FastINDX") ("Index Provider") ranks eligible companies by long term operating income, long term operating cash flow, market capitalization, long term return on equity and long-term gross profit. The top 30 stocks with the highest ranking are then included in the Underlying Index, weighted according to free-float market capitalizations with a cap to limit stocks of individual companies to no more than 15% of the Underlying Index. The Underlying Index is rebalanced quarterly. At each quarterly rebalance, if 50% of the Underlying Index consists of companies that are more than 5% of the Underlying Index, companies that are above 5% will be adjusted downward to 4.5% until 50% of the Underlying Index consists of companies that are less than 5%. During this process, the weighting of companies below 5% of the Underlying Index will be adjusted upward but will not exceed 5%.

The securities that are eligible for inclusion in the Underlying Index at each semi-annual reconstitution include all types of publicly issued shares of companies that operate primarily in China, such as A-Shares, B-Shares, H-Shares, P-Chips and Red Chips.

As of May 31, 2021, the Underlying Index included securities of companies with a market capitalization range of approximately \$4.90 billion to \$437.48 billion and had an average market capitalization of approximately \$51.43 billion. As of May 31, 2021, issuers in the consumer discretionary sector (38.28%) and consumer staples sector (61.72%) each represented a significant portion of the Underlying Index. The foregoing information is subject to change.

The Index Provider determines the constituents and the relative weightings of the constituent securities in the Underlying Index. The Index Provider is not affiliated with the Fund or Krane. Additional information about the Underlying Index is available on FastINDX's website, <https://www.fastindx.com/>.

## Additional Information About the Funds

### KraneShares CICC China Leaders 100 Index ETF (“KFYP”)

The Underlying Index includes the China A-Shares of 100 Chinese companies with high historical returns on equity, dividend yields and growth in net profits that have listed China A-Shares, as determined by the index provider, China Securities Index Co., Ltd (“CSI”). China A-Shares are Chinese renminbi (“RMB”)-denominated equity securities issued by companies incorporated in mainland China and listed on the Shenzhen or Shanghai Stock Exchanges.

As of each annual reconstitution of the Underlying Index: the “Index Universe” is comprised of all Chinese companies that offer China A-Shares, except those that have been listed for less than 500 trading days or are subject to trading suspensions. CSI first screens the Index Universe to exclude stocks of companies whose total liabilities exceed their total assets. CSI next excludes the bottom 70% of each industry group, as classified by CSI’s industry classification system, based on operating revenue, average daily float and average daily trading value during the prior year. CSI then calculates the average return on equity (“ROE”) of each remaining stock, during the prior five years, adjusts for variability and removes the stocks in the bottom 50%. The 100 stocks with the highest average dividend yield and growth rate of net profits are then included in the Underlying Index, weighted according to free-float market capitalization, subject to a 5% cap.

As of May 31, 2021, the Underlying Index included 100 securities of companies with a market capitalization range of approximately \$580.8 million to \$119 billion and had an average market capitalization of approximately \$8.59 billion. The Underlying Index is rebalanced and reconstituted semi-annually. As of May 31, 2021, issuers in the Consumer Discretionary sector (33.7%), Industrials sector (21.9%) and Materials sector (13.9%) each represented a significant portion of the Underlying Index. The foregoing information is subject to change.

The Underlying Index was created and is maintained by CSI. CSI determines the constituents and the relative weightings of the constituent securities in the Underlying Index. CSI is not affiliated with the Fund or Krane. Additional information about the Underlying Index is available on the Index Provider’s website, [www.csindex.com.cn](http://www.csindex.com.cn).

### KraneShares CSI China Internet ETF (“KWEB”)

The Underlying Index is designed to measure the equity market performance of investable publicly traded “China-based companies” whose primary business or businesses are in the Internet and Internet-related sectors and are listed outside of mainland China, as determined by the index provider, China Securities Index Co., Ltd. (“Index Provider”).

- The Index Provider defines China-based companies as those that: (i) are incorporated in mainland China; (ii) have their headquarters in mainland China; or (iii) derive at least 50% of its revenue from goods produced or sold, or services performed, in mainland China.
- China Internet Companies include, but are not limited to, companies that develop and market Internet software and/or provide Internet services; manufacture home entertainment software and educational software for home use; provide retail or commercial services primarily through the Internet; and develop and market mobile Internet software and/or provide mobile Internet services.

The Underlying Index excludes securities that during the past year had a daily average trading value of less than \$3 million or a daily average market cap of less than \$2 billion. Constituents of the Underlying Index are ranked by free-float market capitalization in U.S. Dollars and then weighted so that no constituent exceeds 10% at each rebalance.

## Additional Information About the Funds

Securities included in the Underlying Index will generally be common stock issued by eligible companies. To be eligible for inclusion in the Underlying Index, securities must be tradeable to foreign investors without restrictions, such as H-Shares, Red Chips, and P-Chips. Securities may also be listed on U.S. exchanges and other foreign exchanges, subject to the Underlying Index's selection criteria. Eligible securities are screened according to liquidity and listing requirements.

Constituent securities are market capitalization weighted and individual constituent weightings are capped on a semi-annual basis according to the Underlying Index methodology, with no individual constituent exceeding 10%. As of May 31, 2021, the Underlying Index was comprised of 42 securities of companies with a market capitalization range of approximately \$1,507 million to \$764.2 billion and an average market capitalization of approximately \$60.4 billion. The Underlying Index is rebalanced and reconstituted semi-annually. As of May 31, 2021, issuers in the Information Technology sector (53.6%) and Consumer Discretionary sector (30.8%) represented significant portions of the Underlying Index. The foregoing information is subject to change.

The Underlying Index was created and is maintained by CSI. The Index Provider is not affiliated with the Fund or Krane. The Index Provider determines the constituent and the relative weightings of the constituent securities in the Underlying Index. Additional information about the Underlying Index is available on the Index Provider's website, [www.csindex.com.cn](http://www.csindex.com.cn).

### **KraneShares China Credit Index ETF, (formerly, KraneShares Bloomberg Barclays China Aggregate Bond Inclusion Index ETF) ("KRDT")**

The Underlying Index seeks to measure the performance of the investment-grade portion of the Chinese onshore renminbi ("RMB")-denominated credit market. The Underlying Index includes RMB-denominated fixed-income securities ("RMB Bonds") issued into the China Interbank Bond Market ("CIBM"), which is a quote-driven over-the-counter market for institutional investors.

The Underlying Index includes debt issued by: (1) the Chinese government and Chinese government-related entities, excluding Chinese policy banks, with par values of at least RMB 5 billion; and (2) corporations with par values of at least RMB 1.5 billion. The Underlying Index includes only debt that pays fixed interest rates. The weightings of the Underlying Index constituents are capped at 10% per issuer as of each reconstitution date.

To qualify for inclusion in the Underlying Index as of each reconstitution, a constituent must be rated by at least one ratings agency (Fitch Ratings, Ltd., Moody's Investors Service, Inc. or Standard & Poor's Financial Services LLC) as investment grade, which is BBB-, Baa3 or BBB- or higher. Bonds not rated by a rating agency may use an implied issuer rating. A constituent must also have at least one year until final maturity for inclusion in the Underlying Index and meet certain liquidity requirements.

The Underlying Index was created and is maintained by Bloomberg. The Index Provider is not affiliated with the Fund or Krane. The Index Provider determines the constituent and the relative weightings of the constituent securities in the Underlying Index. Additional information about the Underlying Index is available on the Index Provider's website, [www.bloomberg.com](http://www.bloomberg.com).

### **KraneShares Bloomberg Barclays China Bond Inclusion Index ETF (formerly, KraneShares E Fund China Commercial Paper ETF) ("KBND")**

The Underlying Index seeks to measure the performance of Chinese onshore renminbi ("RMB")-denominated fixed income securities ("RMB Bonds") issued into the China Interbank Bond Market ("CIBM"), which is a quote-driven over-the-counter market for institutional investors.



## Additional Information About the Funds

The Underlying Index includes debt, of any duration, issued by: (1) the Chinese government and Chinese government-related entities, including certain Chinese policy banks, with par values of at least RMB 5 billion; and (2) corporations with par values of at least RMB 1.5 billion. The Underlying Index includes only debt that pays fixed interest rates and includes debt of any maturity.

The weightings of the Underlying Index constituents are weighted so that, as of each reconstitution date:

- RMB Bonds issued by the People's Republic of China ("PRC") represent approximately 25% of the weight of the Underlying Index;
- RMB Bonds issued by policy banks (namely, the Agricultural Development Bank of China, China Development Bank and Export-Import Bank of China) represent approximately 25% of the weight of the Underlying Index; and
- RMB Bonds issued by corporations or other government-related entities ("Corporate RMB Bonds") represent approximately 50% of the Underlying Index, with the weight of any individual such issuer capped at 9%.

To be included in the Underlying Index, Corporate RMB Bonds must be rated by Fitch Ratings, Ltd. ("Fitch"), Moody's Investors Service, Inc. ("Moody's") and/or Standard & Poor's Financial Services LLC ("S&P") as BBB-, Baa3 or BBB-, respectively, or higher. Each Corporate RMB Bond's rating will be established as follows: if three ratings are available, then the highest and lowest ratings will be disregarded and the middle rating will be used; if two ratings are available, then the lowest rating will be used; and if only one rating is available, then that rating is used.

The following are excluded from the Underlying Index: unrated Corporate RMB Bonds; floating rate and zero coupon securities; bonds with equity features (i.e. convertible bonds and warrants); derivatives, structured products; securitized bonds; private placements; retail bonds; inflation-linked bonds; bonds issued on the Shanghai and Shenzhen Stock Exchanges; bonds classified as "Financial Institutions", including bonds issued by Agricultural Bank of China, Bank of China, China Cinda Holdings Company, China Citic Bank International, China Construction Bank Corporation, China Huarong Asset Management and Industrial and Commercial Bank of China Limited; special bonds issued directly by the Ministry of Finance of the People's Republic of China.

The Underlying Index launched in October 2018 and is rebalanced monthly. The Underlying Index is provided by Bloomberg Indices (doing business as Bloomberg Barclays, the "Index Provider"). The Index Provider is not affiliated with the Fund or Krane. The Index Provider determines the constituents and the relative weightings of the constituent securities in the Underlying Index. Additional information about the Underlying Index is available on the Index Provider's website, [www.bloomberg.com](http://www.bloomberg.com).

### **KraneShares Electric Vehicles and Future Mobility Index ETF ("KARS")**

The Underlying Index is designed to measure the equity market performance of companies engaged in the production of electric vehicles or their components or in other initiatives that are expected to change the future of mobility, as determined by Bloomberg Indices, the provider of the Underlying Index ("Index Provider"). This includes companies that are expected to derive significant revenues from electric vehicles, energy storage technologies, autonomous navigation technology, lithium and copper mining, and hydrogen fuel cells.



Additional Information About the Funds

To be eligible for inclusion in the Underlying Index, a security must be a member of the Bloomberg World Equity Aggregate Index and classified as belonging to the vehicles, electrical vehicle components, batteries, hydrogen fuel cells, or raw materials sector classifications as determined by the Bloomberg Intelligence Theme-Basket committee. To determine eligibility, Bloomberg Intelligence uses a multistep process that (1) proposes companies and key terms associated with the above-named sector classifications; (2) searches filings of actively traded public companies for occurrences of key terms to affirm proposed companies and find missing companies; and (3) back-tests to see how closely the identified companies trade together as a group. Finally, the Bloomberg Intelligence Theme-Basket committee reviews the results to determine the final composition of the Underlying Index.

The Underlying Index is a modified market capitalization weighted index. The initial weight of each security is determined by dividing the free float market capitalization of each security by the sum of the free float market capitalizations of all the securities in the index. Using a two-step capping process, the initial weights are distributed such that the top eight securities are subject to a 5% cap. Securities after the top eight are subject to a 2.5% cap. Any excess weight from capping is then redistributed proportionally to the remaining uncapped securities. If there are multiple securities per issuer, then the issuer weight is redistributed proportionally to all of the securities within the issuer based on the free float market capitalization of each security.

The Underlying Index is rebalanced quarterly. As of May 31, 2021, the Underlying Index included 55 securities of companies with a float market capitalization range of approximately \$1.3 billion to \$602 billion and an average float market capitalization of approximately \$34.6 billion and the largest sectors represented in the Underlying Index were the Consumer Discretionary sector (29.97%), Materials sector (24.88%) and Technology sector (23.72 %). As of May 31, 2021, the largest markets in the Underlying Index were China (39.9%), US (23.3%) and Germany (9.9%). The Underlying Index is rebalanced quarterly. The foregoing information is subject to change.

The Underlying Index is provided by Bloomberg Indices. The Index Provider is not affiliated with the Fund or Krane. The Index Provider determines the constituents and the relative weightings of the constituent securities in the Underlying Index. Additional information about the Underlying Index is available on the Index Provider's website, [www.bloombergindices.com](http://www.bloombergindices.com).

KraneShares Emerging Markets Consumer Technology Index ETF ("KEMQ")

The Underlying Index is composed of the equity securities of the 50 largest companies by market capitalization that derive the most revenue from an Emerging and Frontier Market (as defined below) and classified by the FactSet Revere Business Industry Classification system or FactSet Standard Classification system as in the consumer or technology sector. At each rebalance date, the Underlying Index assigns the following weights to its constituents based on their market capitalization from largest to smallest:

Rank	Weight
1 to 10	3.5%
11 to 30	2.5%
31 to 50	0.75%

Solactive AG ("Index Provider") defines an "Emerging and Frontier Market" as: Argentina, Brazil, Chile, China, Colombia, Cyprus, the Czech Republic, Egypt, Greece, Hungary, India, Indonesia, Mexico, Malaysia, Peru, the Philippines, Poland, Puerto Rico, Qatar, Russia, South Africa, South Korea, Taiwan, Thailand, Turkey and the United Arab Emirates. However, the Underlying Index excludes stocks whose

## Additional Information About the Funds

primary listing exchange is the Shanghai or the Shenzhen Stock Exchange and stocks or that are primarily traded over the counter.

Issuers eligible for inclusion in the Underlying Index must be classified under the FactSet Revere Business Industry Classification system or FactSet Standard Classification system as engaged in one or more industries or sub-industries identified by the Underlying Index as being consumer technology oriented. Such industries and sub-industries currently include the following: Administrative Software and Services, Aerospace and Defense IT Services, Business Intelligence Software, Colocation and Data Center Services, Communications Infrastructure Software, Consumer Content Providers, Customer Premises Network Security Equipment, Customer Relationship Management Software, Educational Software, Electronic Components Distributors, Electronic Transaction Processing/Clearinghouses, Enterprise Resource Planning Software, Gaming Industries, General Carrier Edge and Access Equipment, General Communications Equipment, Handheld and Smart Phone Software, Handheld/Smart Phone Games Software, Information and News Content Providers and Sites, Internet Retail, Internet Software/Services, Internet Support Services, Mixed International Telecommunications Services, Multi-Type Home and Office Software, Network Infrastructure Software, Online Game Websites and Software, Online Marketing and Advertising Support Services, Other Educational Services, Other Enterprise Management Software, Travel Agencies, Video Entertainment and Programming Providers, and Web-Related Content Providers.

If the number of constituents is below 50 on the rebalance date, the weight of each component will be rescaled proportionally so that the sum of all constituents' weights is equal to 100%. To be included in the Underlying Index, a stock must have had a minimum average daily trade value of \$1 million for the three months prior to each reconstitution and a minimum market capitalization of \$500 million as of each reconstitution. The Underlying Index launched on August 23, 2017 with a base date of June 13, 2012, and a base value of 100. The Underlying Index is rebalanced annually in June and reconstituted on an IPO Adjustment Day in March, September and December. In addition, the Underlying Index may be adjusted quarterly to account for initial public offerings that make a security eligible for inclusion in the Underlying Index. As of May 31, 2021, the Underlying Index included 50 securities of companies with a market capitalization range of approximately \$877.23 million to \$765.25 billion and an average market capitalization of approximately \$53.30 billion and the largest markets represented in the Underlying Index were China and South Korea. As of May 31, 2021, issuers in Technology Services sector (57.91%) and Retail Trade sector (18.31%) represented significant portions of the Underlying Index. The foregoing information is subject to change.

The Index Provider determines the constituents and the relative weightings of the constituent securities in the Underlying Index. In addition, the Underlying Index may be adjusted quarterly to account for initial public offerings. The Index Provider is not affiliated with the Fund or Krane. Additional information about the Underlying Index and Index Provider is available on the Index Provider's website, [www.solactive.com](http://www.solactive.com).

### **KraneShares Emerging Markets Healthcare Index ETF ("KMED")**

The Underlying Index is a modified, free float adjusted market capitalization weighted index designed to measure the equity market performance of emerging market companies classified by FactSet Revere Business Industry Classification system ("RBICS") as being in the health technology or health services industries. The Underlying Index includes companies that RBICS classifies as engaged in the pharmaceuticals, biotechnology, medical specialties, managed health care, hospital/nursing management, medical/nursing services and services to the health industry businesses. Solactive

## Additional Information About the Funds

AG (“Index Provider”) defines emerging market companies as those having one of the following countries of risk: Brazil, Chile, China, Czech Republic, Colombia, Egypt, Greece, Hungary, India, Indonesia, Malaysia, Mexico, Peru, Philippines, Poland, Qatar, Russia, South Africa, Thailand, Turkey or United Arab Emirates (“UAE”). The Underlying Index may include small-cap, mid-cap and large-cap companies, but excludes shares listed locally in the UAE.

To be included in the Underlying Index at the time of rebalancing, securities must: (1) be issued by companies with a minimum market capitalization of \$1 billion (or \$5 billion in the case of China A-Shares); (2) have a minimum average daily trading volume of \$1 million as measured over the most recent one-and six-month periods, unless they do not have a six-month history in which case a three-month period will be used; (3) have traded on 90% of the eligible trading days over the last three or six months, as applicable; and (4) trade at a price below \$10,000 per share.

As of each rebalance date, the Underlying Index is weighted according to each constituent's free float-adjusted market capitalization, as modified so that no issuer constitutes more than 4.5% of the Underlying Index and the issuers of any one country do not constitute more than 45% of the Underlying Index. Any excess weights are redistributed pro rata among the other index constituents. The Underlying Index includes only securities of issuers that have a free float market capitalization of 10% or more of their total market capitalization. Free-float market capitalization is calculated by multiplying a security's price by the number of shares available in the market, rather than the total number of shares outstanding. China A-Shares eligible for inclusion in the Underlying Index must be tradeable through the Shanghai-Hong Kong Stock Connect Program or Shenzhen-Hong Kong Stock Connect Program.

The Underlying Index was launched on January 8, 2018 with a base date of March 20, 2012, and a base value of 100. The Underlying Index is rebalanced semi-annually. As of May 31, 2021, the Underlying Index included 144 securities of companies with a market capitalization range of approximately \$1.02 billion to \$92.53 billion and a weighted average market capitalization of approximately \$9.89 billion and the largest markets represented in the Underlying Index were China and South Korea. The Underlying Index includes securities of issuers engaged in the healthcare sector, but its exposure to the industries within that sector are not fixed and subject to change. The foregoing information is subject to change.

The Underlying Index is provided by Solactive AG. The Index Provider is not affiliated with the Fund or Krane. The Index Provider determines the constituents and the relative weightings of the constituent securities in the Underlying Index. The Underlying Index was created for the Fund's exclusive use. Additional information about the Underlying Index is available on the Index Provider's website, [www.solactive.com](http://www.solactive.com).

### **KraneShares MSCI All China Consumer Discretionary Index ETF (“KDSC”)**

The Underlying Index is a free float adjusted market capitalization weighted index, subject to the 10/40 Constraint (as defined below), which is designed to measure the equity market performance of Chinese companies in the consumer discretionary sector, as classified by the Global Industry Classification Standard. The securities eligible for inclusion in the Underlying Index include all types of publicly issued shares of Chinese issuers, such as A-Shares, B-Shares, H-Shares, P-Chips and Red Chips, which are described below. The issuers included in the Underlying Index may include mid-cap and large-cap companies.

## Additional Information About the Funds

To determine the investable universe of Chinese equity securities for the Underlying Index, the index provider, MSCI, Inc. ("Index Provider"), applies investability screens to securities within the consumer discretionary sector based on the MSCI Global Investable Market Indexes Methodology, along with MSCI's investability and minimum size criteria for emerging markets. To be included in the Underlying Index, at the time of each rebalance, securities must, among other things: (1) be within the top 85% of the investable universe (based on market capitalization); and (2) meet certain liquidity requirements as measured by the three-month annual traded value ratio, the twelve-month annual traded value ratio and three-month frequency of trading percentage.

Underlying Index constituents are weighted by the security's free-float adjusted market capitalization, as calculated based on MSCI's Foreign Inclusion Factor ("FIF") and subject to Foreign Ownership Limits ("FOLs"), but is modified so that, as of the rebalance date, no issuer constitutes more than 10% of the Underlying Index and so that the cumulative weight of all components with a weight of over 5% does not exceed 40% of the Underlying Index ("10/40 Constraint"). The FIF of a security is defined as the proportion of shares outstanding that is available for investment in the public equity markets by foreign investors. For China A-Shares, an FIF of 100% is applied to their free-float adjusted market capitalization for calculating their final weight in the Underlying Index. The FOL of a security is defined as the proportion of share capital of the security that is available for purchase to foreign investors.

The Underlying Index was launched on October 25, 2017 with a base date of May 29, 2009, and a base value of 1000. The Underlying Index is rebalanced quarterly and whenever the 10/40 Constraint is breached, which may occur due to market movements. As of May 31, 2021, the Underlying Index included 89 securities of companies with a market capitalization range of approximately \$0.9 billion to \$1,197 billion and an average market capitalization of approximately \$13.4 billion. The Underlying Index includes securities of issuers engaged in the consumer discretionary sector, but its exposure to the industries within that sector are not fixed and subject to change. The foregoing information is subject to change.

The Underlying Index is provided by MSCI Inc. (the "Index Provider"). The Index Provider is not affiliated with the Fund or Krane. Additional information about the Underlying Index is available on the Index Provider's website, [www.msci.com](http://www.msci.com).

### **KraneShares MSCI All China Consumer Staples Index ETF ("KSTP")**

The Underlying Index is a free float adjusted market capitalization weighted index subject to the 10/40 Constraint (as defined below), which is designed to measure the equity market performance of Chinese companies in the consumer staples sector, as classified by the Global Industry Classification Standard. The securities eligible for inclusion in the Underlying Index include all types of publicly issued shares of Chinese issuers, such as A-Shares, B-Shares, H-Shares, P-Chips and Red Chips, which are described below. The issuers included in the Underlying Index may include mid-cap and large-cap companies.

To determine the investable universe of Chinese equity securities for the Underlying Index, the index provider, MSCI, Inc. ("Index Provider"), applies investability screens to securities within the consumer staples sector based on the MSCI Global Investable Market Indexes Methodology, along with MSCI's investability and minimum size criteria for emerging markets. To be included in the Underlying Index, at the time of each rebalance, securities must, among other things: (1) be within the top 85% of the investable universe (based on market capitalization); and (2) meet certain liquidity requirements as measured by the three-month annual traded value ratio, the twelve-month annual traded value ratio and three-month frequency of trading percentage.

## Additional Information About the Funds

Underlying Index constituents are weighted by the security's free-float adjusted market capitalization, as calculated based on MSCI's Foreign Inclusion Factor ("FIF") and subject to Foreign Ownership Limits ("FOLs"), but is modified so that, as of the rebalance date, no issuer constitutes more than 10% of the Underlying Index and so that the cumulative weight of all components with a weight of over 5% does not exceed 40% of the Underlying Index ("10/40 Constraint"). The FIF of a security is defined as the proportion of shares outstanding that is available for investment in the public equity markets by foreign investors. For China A-Shares, an FIF of 100% is applied to their free-float adjusted market capitalization for calculating their final weight in the Underlying Index. The FOL of a security is defined as the proportion of share capital of the security that is available for purchase to foreign investors.

The Underlying Index was launched on October 25, 2017 with a base date of November 30, 2012, and a base value of 1000. The Underlying Index is rebalanced quarterly and whenever the 10/40 Constraint is breached, which may occur due to market movements. As of May 31, 2021, the Underlying Index included 65 securities of companies with a market capitalization range of approximately \$1,336.5 million to \$44.8 billion and an average market capitalization of approximately \$7.3 billion. The Underlying Index includes securities of issuers engaged in the consumer staples sector, but its exposure to the industries within that sector are not fixed and subject to change. The foregoing information is subject to change.

The Underlying Index is provided by MSCI Inc. (the "Index Provider"). The Index Provider is not affiliated with the Fund or Krane. Additional information about the Underlying Index is available on the Index Provider's website, [www.msci.com](http://www.msci.com).

### **KraneShares MSCI All China Health Care Index ETF ("KURE")**

The Underlying Index is a free float adjusted market capitalization weighted index, subject to the 10/40 Constraint (as defined below), which is designed to measure the equity market performance of Chinese companies in the healthcare sector, as classified by the Global Industry Classification Standard. The securities eligible for inclusion in the Underlying Index include all types of publicly issued shares of Chinese issuers, such as A-Shares, B-Shares, H-Shares, P-Chips and Red Chips, which are described below. The issuers included in the Underlying Index may include mid-cap and large-cap companies.

To determine the investable universe of Chinese equity securities for the Underlying Index, the index provider, MSCI, Inc. ("Index Provider"), applies investability screens to securities within the healthcare sector based on the MSCI Global Investable Market Indexes Methodology, along with MSCI's investability and minimum size criteria for emerging markets. To be included in the Underlying Index, at the time of each rebalance, securities must, among other things: (1) be within the top 85% of the investable universe (based on market capitalization); and (2) meet certain liquidity requirements as measured by their three-month annual traded value ratio, the twelve-month annual traded value ratio and three-month frequency of trading percentage.

Underlying Index constituents are weighted by the security's free-float adjusted market capitalization, as calculated based on MSCI's Foreign Inclusion Factor ("FIF") and subject to Foreign Ownership Limits ("FOLs"), but is modified so that, as of the rebalance date, no issuer constitutes more than 10% of the Underlying Index and so that the cumulative weight of all components with a weight of over 5% does not exceed 40% of the Underlying Index ("10/40 Constraint"). The FIF of a security is defined as the proportion of shares outstanding that is available for investment in the public equity markets by foreign investors. For China A-Shares, an FIF of 100% is applied to their free-float adjusted market capitalization for calculating

## Additional Information About the Funds

their final weight in the Underlying Index. The FOL of a security is defined as the proportion of share capital of the security that is available for purchase to foreign investors.

The Underlying Index was launched on October 25, 2017 with a base date of November 30, 2012, and a base value of 1000. The Underlying Index is rebalanced quarterly and whenever the 10/40 Constraint is breached, which may occur due to market movements. As of May 31, 2021, the Underlying Index included 97 securities of companies with a market capitalization range of approximately \$819.7 million to \$45.7 billion and an average market capitalization of approximately \$4.9 billion. The Underlying Index includes securities of issuers engaged in the healthcare sector, but its exposure to the industries within that sector are not fixed and subject to change. The foregoing information is subject to change.

The Underlying Index is provided by MSCI Inc. (the "Index Provider"). The Index Provider determines the components and the relative weightings of the component securities in the Underlying Index. The Index Provider is not affiliated with the Fund or Krane. Additional information about the Underlying Index is available on the Index Provider's website, [www.msci.com](http://www.msci.com).

### **KraneShares MSCI All China Index ETF ("KALL")**

The Underlying Index is a free float adjusted market capitalization weighted index designed to measure the performance of Chinese exchange-listed equity securities. The securities eligible for inclusion in the Underlying Index include all types of publicly issued shares of Chinese issuers, such as A-Shares, B-Shares, H-Shares, P-Chips and Red Chips, which are described below. The issuers included in the Underlying Index may include mid-cap and large-cap companies.

To determine the investable universe of Chinese equity securities for the Underlying Index, the index provider, MSCI, Inc. ("Index Provider"), applies investability screens to individual securities based on the MSCI Global Investable Market Indexes Methodology, along with MSCI's investability and minimum size criteria for emerging markets. Underlying Index constituents are weighted by the security's free-float adjusted market capitalization, as calculated based on MSCI's Foreign Inclusion Factor ("FIF") and subject to Foreign Ownership Limits ("FOL"). The FIF of a security is defined as the proportion of shares outstanding that is available for investment in the public equity markets by foreign investors. For China A-Shares, an FIF of 100% is applied to their free-float adjusted market capitalization for calculating their final weight in the Underlying Index. The FOL of a security is defined as the proportion of share capital of the security that is available for purchase to foreign investors.

The Underlying Index was launched on June 26, 2014 with a base date of November 25, 2008, and a base value of 1,000. The Underlying Index is rebalanced quarterly. As of May 31, 2021, the Underlying Index included 789 securities of companies with a market capitalization range of approximately \$310.3 million to \$459.1 billion and an average market capitalization of approximately \$6.4 billion. As of May 31, 2021, issuers in the Consumer Discretionary sector (23.8%) and Financial sector (15.8%) represented significant portions of the Underlying Index. The foregoing information is subject to change.

The Underlying Index is provided by MSCI Inc. (the "Index Provider"). The Index Provider is not affiliated with the Fund or Krane. The Index Provider determines the components and the relative weightings of the component securities in the Underlying Index. Additional information about the Underlying Index is available on the Index Provider's website, [www.msci.com](http://www.msci.com).

## Additional Information About the Funds

### KraneShares MSCI China A Hedged Index ETF (“KBAH”)

The Underlying Index is designed to measure the equity market performance of large- and mid-cap Chinese companies with renminbi (“RMB”)-denominated equity securities that are listed on the Shenzhen or Shanghai Stock Exchange (“A-Shares”) and accessible through the Shenzhen-Hong Kong Stock Connect or Shanghai-Hong Kong Stock Connect Programs. The Underlying Index is calculated using the offshore RMB exchange rate. Underlying Index constituents are weighted by the security’s free-float adjusted market capitalization calculated based on MSCI’s Foreign Inclusion Factor (“FIF”) and subject to Foreign Ownership Limits (“FOLs”). The FIF of a security is defined as the proportion of shares outstanding that is available for investment in the public equity markets by foreign investors. The FOL of a security is defined as the proportion of share capital of the security that is available for purchase to foreign investors.

The Underlying Index applies a published one-month currency forward rate to the Fund’s total RMB exposure to adjust the value of the RMB against the U.S. dollar. The Fund intends to enter into forward currency contracts or futures contracts to effectuate the hedging strategy embedded in the Underlying Index. Although the hedged nature of the Underlying Index is designed to minimize the impact of currency fluctuations on returns, it does not eliminate the Fund’s exposure to the RMB.

The Underlying Index was created on March 1, 2018, with a base value of 100 as of November 1, 2008. The Underlying Index is constructed and maintained under the MSCI Global Investable Market Indices (“GIMI”) Methodology. The MSCI GIMI methodology is a rules-based methodology used for the construction of the MSCI Global Equity Index series. As of May 31, 2021, the Underlying Index included 490 securities of companies with a market capitalization range of approximately \$592.5 million to \$131.2 billion and an average market capitalization of approximately \$4.3 billion. As of May 31, 2021, issuers in the Financials sector (20.1%) represented a significant portion of the Underlying Index. The Underlying Index’s methodology and sector, industry, capitalization and other exposure is subject to change. The Underlying Index is rebalanced quarterly, but in certain circumstances, may continue to include a security no longer meeting the Underlying Index’s eligibility criteria to reduce turnover.

The Underlying Index is provided by MSCI, Inc. (“Index Provider”), a U.S. (Delaware) corporation. The Index Provider is not affiliated with the Fund or Krane. The Index Provider determines the components and the relative weightings of the component securities in the Underlying Index. Additional information about the Underlying Index is available on the Index Provider’s website, [www.msci.com](http://www.msci.com).

### KraneShares MSCI China Clean Technology Index ETF (“KGRN”)

The Underlying Index is a modified, free float adjusted market capitalization weighted index (subject to the modifications below) designed to measure the equity market performance of Chinese companies that derive at least a majority of their revenues from environmentally beneficial products and services, as determined by MSCI Inc., the Index Provider. The eligible universe for the Underlying Index starts with all of the securities of Chinese issuers included in the MSCI ACWI IMI Investable Market Index and is then screened to: (1) remove issuers that faced severe ESG controversies in the three years prior to reconstitution or are involved in a controversial weapons business; and (2) include only issuers that derive 50% or more of their revenue from the following:

- Alternative Energy – Products, services, or infrastructure projects supporting the development or delivery of renewable energy and alternative fuels.



## Additional Information About the Funds

- **Energy Efficiency** — Products, services, infrastructure, or technologies that proactively address the growing global demand for energy while minimizing effects on the environment.
- **Sustainable Water** — Products, services, and projects that attempt to resolve water scarcity and water quality issues, including minimizing and monitoring current water use and demand increases, improving the quality of water supply, and improving the availability and reliability of water.
- **Green Building** — Building material suppliers; home builders; or property managers that directly support and have a confirmed commitment to achieving sustainable building standards (e.g. LEED, Energy Star Homes, or other recognized standards of sustainable building) for all new construction.
- **Pollution Prevention** — Products services, or projects focused on pollution prevention; waste minimization or recycling, as a means of alleviating the burden of unsustainable waste generation.

Issuers are then evaluated for the level of involvement in and strategic commitment to these five categories. The issuers included in the Underlying Index may include small-cap, mid-cap, and large-cap companies. The Underlying Index will not remove certain securities that no longer qualify for initial inclusion in certain scenarios to reduce the Underlying Index's turnover. The Underlying Index is modified so that, as of the rebalance date, no issuer constitutes more than 10% of the Underlying Index and so that the cumulative weight of all components with a weight of over 5% does not exceed 40% of the Underlying Index.

Free-float market capitalization is calculated by multiplying a security's price by the number of shares available in the market, rather than the total number of shares outstanding. The Underlying Index was launched on August 23, 2017 with a base date of May 29, 2015, and a base value of 1000. As of May 31, 2021, the Underlying Index included 43 securities of companies with a market capitalization range of approximately \$222.9 million to \$15.2billion and an average market capitalization of approximately \$3.7 billion. As of May 31, 2021, issuers in the Consumer Discretionary sector (38.9%), Industrials sector (23.6%), and Information Technology sector (19.4%) represented significant portions of the Underlying Index. The foregoing information is subject to change.

The Underlying Index is rebalanced quarterly. The Underlying Index is provided by MSCI Inc. (the "Index Provider") and constituent selection will be based on data provided by MSCI ESG Research. The Index Provider is not affiliated with the Fund or Krane Funds Advisors, LLC ("Krane" or "Adviser"). The Index Provider determines the components and the relative weightings of the component securities in the Underlying Index. Additional information about the Underlying Index is available on the Index Provider's website, [www.msci.com](http://www.msci.com).

### **KraneShares MSCI China ESG Leaders Index ETF**

The Underlying Index is a free-float adjusted market capitalization weighted index, modified per the 10/40 Constraint (as defined below), which is designed to measure the equity market performance of Chinese companies that have high environmental, social and governance ("ESG") ratings relative to their industry peers, as determined by MSCI Inc., the provider of the Underlying Index ("Index Provider"). The securities eligible for inclusion in the Underlying Index include all types of publicly issued shares of Chinese issuers, such as A-Shares, B-Shares, H-Shares, P-Chips and Red Chips, which are described below. The issuers included in the Underlying Index may include small-cap, mid-cap and large-cap companies.



## Additional Information About the Funds

In determining the securities eligible for inclusion in the Underlying Index, the Index Provider uses three screens.

- First, the Index Provider rates companies within each industry depending on how well they manage ESG risks and opportunities facing the company, such as climate change, product liability, corporate governance and corporate behavior, relative to the company's industry peers.
- Second, the Index Provider conducts an assessment of controversies concerning the negative ESG impact of the company's operations, products and services. The evaluation framework used to assess controversies is designed to reflect the international norms represented by the UN Declaration of Human Rights, the International Labor Organization Declaration on Fundamental Principles and Rights at Work, and the UN Global Compact.
- Third, the Index Provider identifies companies that are involved in certain businesses, such as alcohol, tobacco, civilian firearms, gambling, nuclear power, and conventional and controversial weapons.

To be included in the Underlying Index, a company must be positively assessed under the first two screens and identified by the Index Provider as not being materially involved in the businesses assessed under the third screen. Securities that do not meet the criteria for either of the first two screens are excluded from the Underlying Index. The Underlying Index may include issuers in the following sectors: Consumer Discretionary, Financials, Industrials, Health Care, Communication Services, Real Estate, Utilities, Information Technology, Consumer Staples, Materials, and Energy. For each sector, the Index Provider ranks each eligible security and includes securities with the highest ESG ratings representing 50% of the market capitalization in each sector, with a minimum cumulative sector coverage of 45%.

The Underlying Index is modified so that, as of the rebalance date, no issuer constitutes more than 10% of the Underlying Index and so that the cumulative weight of all components with a weight of over 5% does not exceed 40% of the Underlying Index (the "10/40 Constraint").

The securities eligible for inclusion in the Underlying Index include all types of publicly issued shares of Chinese issuers, such as A-Shares, B-Shares, H-Shares, P-Chips and Red Chips.

As of May 31, 2021, the Underlying Index included 147 securities of companies with a market capitalization range of approximately \$2,202 million to \$459.1 billion and had an average market capitalization of approximately \$5.5 billion. The Underlying Index is rebalanced quarterly.

To the extent the Underlying Index is concentrated in a particular industry, the Fund is expected to be concentrated in that industry. As of May 31, 2021, issuers in the Consumer Discretionary sector (40%), Financials sector (15.19%) and Healthcare sector (13%) each represented a significant portion of the Underlying Index.

The Underlying Index is rebalanced quarterly. The Underlying Index is provided by MSCI Inc. (the "Index Provider") and constituent selection will be based on data provided by MSCI ESG Research. The Index Provider is not affiliated with the Fund or Krane Funds Advisors, LLC ("Krane" or "Adviser"). The Index Provider determines the components and the relative weightings of the component securities in the Underlying Index. Additional information about the Underlying Index is available on the Index Provider's website, [www.msci.com](http://www.msci.com).

## Additional Information About the Funds

### KraneShares MSCI Emerging Markets ex China Index ETF (“KEMX”)

The Underlying Index is a free float-adjusted market capitalization weighted index designed to measure the equity market performance of mid- and large-cap companies of emerging market countries, excluding China. The Underlying Index is based on the MSCI Emerging Markets Index, but excludes the securities of Chinese issuers. The Underlying Index generally classifies an issuer as coming from a particular country based on where it is incorporated and where its stock is primarily listed. When an issuer's securities are primarily listed outside of its country of incorporation, the Underlying Index also considers the following factors, among others, in determining where the issuer is from: (1) the secondary listings, if any, of the issuer's securities; (2) the geographic distribution of the issuer's shareholder base; (3) the location of its headquarters; (4) the geographic distribution of its operations (in terms of assets and revenues); (5) the issuer's history, and (6) the country with which investors associate the issuer. Each issuer and its securities are classified in only one country.

The Underlying Index, as of each rebalance, includes equity securities that, among other matters: (1) are issued by companies from Emerging Market countries (as defined below); and (2) are issued by companies whose free-float market capitalizations are in the top 85% of the Emerging Market from which they come.

The Underlying Index was launched on March 9, 2017, with a base date of February 1, 2004, and a base value of 100. As of May 31, 2021, the Underlying Index consisted of securities from issuers of the following countries: Argentina, Brazil, Chile, Colombia, Czech Republic, Egypt, Greece, Hungary, India, Indonesia, Korea, Malaysia, Mexico, Pakistan, Peru, Philippines, Poland, Qatar, Russia, Saudi Arabia, South Africa, Taiwan, Thailand, Turkey and United Arab Emirates.

As of May 31, 2021, the Underlying Index included 677 securities of companies with a market capitalization range of approximately \$446.9 million to \$532.7 billion and an average market capitalization of approximately \$7.9 billion. The largest country representations in the Underlying Index were Taiwan (22.3%) and South Korea (21.5%). The largest sectors represented in the Underlying Index were the Information Technology sector (28.8%) and Financials sector (21%). The Underlying Index is rebalanced quarterly, but in certain circumstances, may continue to include a security no longer meeting the Underlying Index's eligibility criteria to reduce turnover. The foregoing information is subject to change.

The Underlying Index is provided by MSCI, Inc. (“Index Provider”), a U.S. (Delaware) corporation. The Index Provider is not affiliated with the Fund or Krane. The Index Provider determines the components and the relative weightings of the component securities in the Underlying Index. Additional information about the Underlying Index is available on the Index Provider's website, [www.msci.com](http://www.msci.com).

### KraneShares MSCI One Belt One Road Index ETF (“OBOR”)

The Underlying Index is designed to measure the equity market performance of listed companies with high revenue exposure to the Chinese government's “One Belt, One Road” initiative, as determined by the provider of the Underlying Index, MSCI Inc. (“Index Provider”) based on companies' industry classifications. The One Belt, One Road initiative is designed to increase the interconnectedness between China and other Eurasian countries by making infrastructure investments that are expected to increase such interconnectedness, such as building new roads and improved communications networks. The Underlying Index is designed generally to include the securities of issuers from emerging and frontier markets and exclude issuers from developed markets, such as the Americas, most European markets, Australia, Hong Kong, Japan, Korea and Taiwan.

## Additional Information About the Funds

The Underlying Index is modified so that as of each Underlying Index rebalance 45% of the weight of the Underlying Index is allocated to Chinese issuers and 55% to issuers of other countries. Within these allocations, the issuers are weighted based on their free-float market capitalization, except that no country's issuers (except for China) will represent more than 10% of the Underlying Index as of each Underlying Index rebalance. Although the Underlying Index may include the securities of small-cap, mid-cap and large-cap issuers, each issuer must meet a minimum market capitalization requirement to be included in the Underlying Index. Chinese issuers and the issuers of developed market countries must have a minimum \$1 billion free float adjusted market capitalization to be eligible for inclusion. Issuers of other emerging market or frontier market countries must have a minimum \$500 million free float market capitalization to be eligible for inclusion. The Underlying Index excludes issuers of certain countries based, in part, on their expected ability to benefit from China's infrastructure development initiatives. The Underlying Index may include securities included in the MSCI ACWI + Frontier Market IMI Index or MSCI China All Shares Index, but will exclude issuers from the Americas, developed European countries, Australia, Hong Kong, Japan, Korea & Taiwan.

With respect to Chinese issuers that offer both China A-Shares and China H-Shares, only China H-Shares will be included in the Underlying Index. The Underlying Index will not remove certain securities that no longer qualify for initial inclusion in certain scenarios to reduce the Underlying Index's turnover.

As of May 31, 2021, the Underlying Index included 132 securities of companies with a total market capitalization of \$554.6 billion, a capitalization range of approximately \$638.6 million to \$34.8 billion and an average market capitalization of approximately \$4.2 billion. The largest country representations in the Underlying Index were China (45.1%) and Russia (10.9%). As of May 31, 2021, issuers in the Industrials sector (33.6%), Materials sector (28.9%) and Financials sector (14.7%) represented significant portions of the Underlying Index. The foregoing information is subject to change.

The Underlying Index is rebalanced quarterly. The Underlying Index is provided by the Index Provider. The Index Provider is not affiliated with the Fund or Krane. The Index Provider determines the components and the relative weightings of the component securities in the Underlying Index. Additional information about the Underlying Index is available on the Index Provider's website, [www.msci.com](http://www.msci.com).

### **KraneShares SSE STAR Market 50 Index ETF ("KSTR")**

The Underlying Index includes the stocks of the top 50 companies by free-float market capitalizations listed on the SSE Science and Technology Innovation Board (the "STAR Board"). The STAR Board is a new listing exchange run by the Shanghai Stock Exchange that focuses on Chinese science and technology companies. According to the Shanghai Stock Exchange, companies listed on the STAR Board are mainly from high-tech and strategic emerging industries, and most focus on next-generation information technology, biomedicine, high-end equipment and similar industries.

To be eligible for inclusion in the Underlying Index, a STAR Board company's securities must meet certain market capitalization and liquidity screens and have been trading for at least 11 days. Once included, Underlying Index constituents are weighted based on their free-float market capitalization on the STAR Board, subject to a 10% cap. Although, the Underlying Index is designed to include 50 constituents, it may include as few as 30 constituents if there are an insufficient number of STAR Board companies whose securities satisfy the screening and trading requirements.

## Additional Information About the Funds

The stocks included in the Underlying Index will consist of China A-Shares. China A-Shares are Chinese renminbi (“RMB”)-denominated equity securities issued by companies incorporated in mainland China.

As of May 31, 2021, the Underlying Index included 50 securities of companies with a total market capitalization of \$293.9 billion, a capitalization range of approximately \$723.5 million to \$27.6 billion and an average market capitalization of approximately \$5.9 billion. As of May 31, 2021, issuers in the Information Technology sector (58.2%), Health Care sector (14.4%) and Industrials sector (13.5%) represented significant portions of the Underlying Index. The Underlying Index is rebalanced quarterly.

The Underlying Index was created and is maintained by China Securities Index Co., Ltd. (“CSI”) and the Shanghai Stock Exchange. CSI determines the components and the relative weightings of the component securities in the Underlying Index. CSI is not affiliated with the Fund or Krane. Additional information about the Underlying Index is available on CSI’s website, [www.csindex.com.cn](http://www.csindex.com.cn).

### Investment Risks

The following section provides additional information regarding certain of the risks of investing in a Fund. An investment in a Fund is not a deposit with a bank and is not insured or guaranteed by the Federal Deposit Insurance Corporation or any other government agency. An investment in a Fund involves a risk of a total loss. There is no guarantee that a Fund will meet its investment objective.

“X” denotes a principal investment risk; “\*” denotes a non-principal investment risk.

Risk	KBOT	KBA	KHYB	KFYP	KWEB	KRDT	KBND	KARS	KEMQ
Artificial Intelligence and Robotics Risk	X								
Asia-Pacific Risk	X								
Autonomous Vehicles and Future Mobility Companies Risk								X	
Cash and Cash Equivalents Risk	X	X	X	X	X	X	X	X	X
China Risk - General	X	X	X	X	X	X	X	X	X
China - Onshore Investing Risks	X	X	X	X	X	X	X	X	X
China Equity Investing Risks	X	X		X	X			X	X
China Fixed Income Investing Risks			X			X	X		
Communication Services Sector Risk					X				X
Concentration Risk	X	X	X	X	X	X	X	X	X
Consumer Discretionary Sector Risk					X			X	X
Consumer Services Sector Risk									X
Consumer Staples Sector Risk				X					
Currency Risk	X	X	X	X	X	X	X	X	X
Depository Receipts Risk	X	X		X	X			X	X
Derivatives Risk	X	X	X	X	X	X	X	X	X
Emerging Markets Risk	X	X	X	X	X	X	X	X	X
Equity Securities Risk	X	X	X	X	X			X	X
ETF Risk	X	X	X	X	X	X	X	X	X

## Additional Information About the Funds

Risk	KBOT	KBA	KHYB	KFYP	KWEB	KRDT	KBND	KARS	KEMQ
ETF Risk - New Fund Risk	X					X	X		
ETF Risk - Small Fund Risk			X	X				X	
Financials Sector Risk		X	X	X					
Fixed Income Securities Risk			X			X	X		
Foreign Securities Risk	X	X	X	X	X	X	X	X	X
Frontier Markets Risk									X
Geographic Focus Risk	X	X	X	X	X	X	X	X	X
Germany Risk								X	
High Portfolio Turnover Risk	X	X		X		X	X	X	X
High Yield and Unrated Securities Risk			X			X	X		
Hong Kong Risk	X	X	X	X	X	X	X	X	X
Industrials Sector Risk	X							X	
Information Technology Sector Risk	X				X			X	X
Internet Companies Risk					X				X
Investments in Investment Companies Risk	X	X	X	X	X	X	X	X	X
IPO Risk		X			X				
Japan Risk	X								
Large Capitalization Company Risk	X	X		X	X			X	X
Liquidity Risk	X	X	X	X	X	X	X	X	X
Management Risk	X	X	X	X	X	X	X	X	X
Market Risk	X	X	X	X	X	X	X	X	X
Materials Sector Risk									
Mid-Capitalization Company Risk		X							
Non-Diversified Fund Risk	X		X	X	X	X	X		
Operational and Cybersecurity Risk	*	*	*	*	*	*	*	*	*
Passive Investment Risk	X	X	X	X	X	X	X	X	X
Privately-Issued Securities Risk			X			X	X		
Real Estate Sector Risk				X					
Securities Lending Risk	X	X	X	X	X	X	X	X	X
Small- and Mid-Capitalization Company Risk	X			X	X			X	X
South Korea Risk									X
Sovereign and Quasi-Sovereign Debt Risk			X			X	X		
Taiwan Risk	X								
Tax Risk	X	X	X	X	X	X	X	X	X
Tracking Error Risk	X	X	X	X	X	X	X	X	X
U.S. Dollar-Denominated Chinese Debt Securities Risk			X						
Utilities Sector Risk									
Valuation Risk	X	X	X	X	X	X	X	X	X

## Additional Information About the Funds

Risk	KMED	KDSC	KSTP	KURE	KALL	KBAH	KGRN	KEMX	OBOR
Cash and Cash Equivalents Risk	X	X	X	X	X	X	X	X	X
China Risk – General	X	X	X	X	X	X	X		X
China – Onshore Investing Risks	X	X	X	X	X	X	X		X
China Equity Investing Risks	X	X	X	X	X	X	X		X
Concentration Risk	X	X	X	X	X	X	X	X	X
Consumer Discretionary Sector Risk		X			X		X		
Consumer Staples Sector Risk			X						
Currency Risk	X	X	X	X	X	X	X	X	X
Depository Receipts Risk	X	X	X	X	X	X	X	X	X
Derivatives Risk	X	X	X	X	X	X	X	X	X
Emerging Markets Risk	X	X	X	X	X	X	X	X	X
Environmental Issuers Risk							X		
Equity Securities Risk	X	X	X	X	X	X	X	X	X
ETF Risk	X	X	X	X	X	X	X	X	X
ETF Risk – New Fund Risk		X	X			X			
ETF Risk – Small Fund Risk	X				X		X	X	X
Financials Sector Risk					X	X		X	
Foreign Securities Risk	X	X	X	X	X	X	X	X	X
Frontier Markets Risk	X								X
Geographic Focus Risk	X	X	X	X	X	X	X	X	X
Healthcare Sector Risk	X			X					
Hedging Risk						X			
High Portfolio Turnover Risk		X	X	X			X		
Hong Kong Risk	X	X	X	X	X	X	X		
Industrials Sector Risk							X		X
Information Technology Sector Risk							X	X	
Investments in Investment									
Companies Risk	X	X	X	X	X	X	X	X	X
IPO Risk		X	X	X	X	X	X	X	X
Large Capitalization Company Risk	X	X	X	X	X	X	X	X	X
Liquidity Risk	X	X	X	X	X	X	X	X	X
Management Risk	X	X	X	X	X	X	X	X	X
Market Risk	X	X	X	X	X	X	X	X	X
Materials Sector Risk									X
Mid-Capitalization Company Risk		X	X	X	X	X			
Non-Diversified Fund Risk	X	X	X	X		X	X		
Operational and Cybersecurity Risk	*	*	*	*	*	*	*	*	*
Passive Investment Risk	X	X	X	X	X	X	X	X	X
Russia Risk									X
Securities Lending Risk	X	X	X	X	X	X	X	X	X
Small- and Mid-Capitalization									
Company Risk	X						X	X	X
South Korea Risk	X							X	

## Additional Information About the Funds

Risk	KMED	KDSC	KSTP	KURE	KALL	KBAH	KGRN	KEMX	OBOR
Taiwan Risk								X	
Tax Risk	X	X	X	X	X	X	X	X	X
Tracking Error Risk	X	X	X	X	X	X	X	X	X
Utilities Sector Risk									X
Valuation Risk	X	X	X	X	X	X	X	X	X

Risk	KESG	KSTR	KFVG	KRBN	KBUY
Cap and Trade Risk				X	
Cash and Cash Equivalents Risk	X	X	X	X	X
China Risk - General	X	X	X		X
China Risk - Onshore Investing Risks	X	X	X		X
China Equity Investing Risks	X	X	X		X
Commodity-Linked Derivatives Risk				X	
Commodity Pool Registrations Risk				X	
Concentration Risk		X	X	X	X
Consumer Discretionary Sector Risk					X
Consumer Staples Sector Risk					X
Currency Risk	X	X	X	X	X
Depository Receipts Risk	X	X	X		X
Derivatives Risk	X	X	X	X	X
Emerging Markets Risk	X	X	X		X
Equity Securities Risk	X	X	X		X
ESG Risk	X				
ETF Risk	X	X	X	X	X
ETF Risk - New Fund Risk	X	X	X	X	X
Financials Sector Risk					
Fixed Income Securities				X	
Foreign Investments Risks				X	
Foreign Securities Risk	X	X	X		X
Futures Strategy Risk				X	
Geographic Focus Risk	X	X	X	X	X
Healthcare Sector Risk		X			
High Portfolio Turnover Risk	X	X	X	X	X
High Yield and Unrated Securities Risk					
Hong Kong Risk		X	X		X
Industrials Sector Risk		X			
Information Technology Sector Risk		X	X		
Investments in Investment Companies Risk	X	X	X	X	X
IPO Risk		X	X		
Large Capitalization Company Risk	X	X	X		X
Liquidity Risk	X	X	X	X	X
Management Risk	X	X	X	X	X
Market Risk	X	X	X	X	X

## Additional Information About the Funds

Risk	KESG	KSTR	KFVG	KRBN	KBUY
Materials Sector Risk		X			
Mid-Capitalization Company Risk			X		
Non-Diversified Fund Risk	X	X	X	X	X
Operational and Cybersecurity Risk		*	*		*
Passive Investment Risk	X	X	X		X
Securities Lending Risk	X	X	X		X
Small- and Mid-Capitalization Company Risk	X	X			X
Subsidiary Investment Risk				X	
Tax Risk	X	X	X		X
Tracking Error Risk	X	X	X		X
Regulatory Risk				X	
U.S. Government Obligations Risk				X	
Valuation Risk	X	X	X	X	X

**Artificial Intelligence and Robotics Risk.** Issuers engaged in artificial intelligence and robotics typically have high research and capital expenditures and, as a result, their profitability can vary widely, if they are profitable at all. The space in which they are engaged is highly competitive and issuers' products and services may become obsolete very quickly. These companies are heavily dependent on intellectual property rights and may be adversely affected by loss or impairment of those rights. The issuers are also subject to legal, regulatory and political changes that may have a large impact on their profitability. A failure in an issuer's product or even questions about the safety of the product could be devastating to the issuer, especially if it is the marquee product of the issuer. It can be difficult to accurately capture what qualifies as a robotics or artificial intelligence company.

**Asia-Pacific Risk.** Investments in securities of issuers in Asia-Pacific countries involve risks that are specific to the Asia-Pacific region, including certain legal, regulatory, political and economic risks. Certain Asia-Pacific countries have experienced expropriation and/or nationalization of assets, confiscatory taxation, political instability, armed conflict and social instability as a result of religious, ethnic, socio-economic and/or political unrest. Some economies in this region are dependent on a range of commodities and are strongly affected by international commodity prices and are particularly vulnerable to price changes for these products. The market for securities in this region may also be directly influenced by the flow of international capital, and by the economic and market conditions of neighboring countries. Many Asia-Pacific economies have experienced rapid growth and industrialization, and there is no assurance that this growth rate will be maintained. Some Asia-Pacific economies are highly dependent on trade and economic conditions in other countries.

**Autonomous Vehicles and Future Mobility Companies Risk.** Investments in autonomous vehicles and future mobility companies may be volatile. These companies are subject to intense competition, the risk of product obsolescence, changes in consumer preferences and legal, regulatory and political changes. Many of these companies make significant expenditures on research and development, and are heavily dependent on intellectual property rights, which may be challenged by other similar companies. A loss or impairment of intellectual property rights may adversely affect autonomous vehicles and future mobility companies. These vehicles may incorporate raw materials from companies concentrated in certain commodities, and may also rely on fuel sources that are more sensitive to commodities market activity than traditional vehicle fuels, which exposes the autonomous vehicles and future mobility companies to the price fluctuation of those commodities. They are also especially at risk of hacking, other cybersecurity events, and traffic accidents related to autonomous vehicles.



## Additional Information About the Funds

**Cap and Trade Risk.** Cap and trade programs and related markets are new and based on scientific principles that are subject to debate. Cap and trade programs have arisen primarily due to relative international consensus with respect to scientific evidence indicating a correlation between the rise in global temperatures and extreme weather events, on the one hand, and the rise in GHG emissions in the atmosphere, on the other hand. If this consensus were to break down, cap and trade programs and the value of the Fund may be negatively affected. Additionally, if the science supporting the relationship or the acceptable level of GHG concentrations is questioned, it may negatively affect cap and trade programs and the value of the Fund.

There is no assurance that cap and trade programs will continue to exist. Cap and trade may not prove to be an effective method of reduction in GHG emissions. As a result or due to other factors, cap and trade programs may be terminated or may not be renewed upon their expiration. The European Union Emissions Trading System ("EU ETS") is organized into a number of phases, each with a predetermined duration. Currently, the EU ETS is in Phase III. There can be no assurance that the EU ETS will enter into a new phase as scheduled.

New technologies may arise that may diminish or eliminate the need for cap and trade markets. Ultimately, the cost of emissions credits is determined by the cost of actually reducing emissions levels. If the price of credits becomes too high, it will be more economical for companies to develop or invest in green technologies, thereby suppressing the demand for credits and adversely affecting the price of the Fund.

Cap and trade programs set emission limits (i.e., the right to emit a certain quantity of GHG emissions), which can be allocated or auctioned to the parties in the mechanism up to the total emissions cap. This allocation may be larger or smaller than is needed for a stable price of credits and can lead to large price volatility, which could affect the value of the Fund. Depending upon the industries covered under each cap and trade program represented in the Index, unpredictable demand for their products and services can affect the value of GHG emissions credits. For example, very mild winters or very cool summers can decrease demand for electric utilities and therefore require fewer carbon credits to offset reduced production and GHG emissions.

The economic health of GHG emitting companies and their ability to pass on the cost of emissions credits to consumers can affect the price of the carbon credit futures. If the price of emissions can be passed on to the end customer with little impact upon consumer demand, it is likely that industries may continue emitting and purchase any shortfall in the market at the prevailing price. If, however, the producer is unable to pass on the cost, it may be incentivized to reduce production in order to decrease its need for offsetting emissions credits, which could adversely affect the price of carbon credit futures and the Fund.

**Commodity-Linked Derivatives Risk.** The value of a commodity-linked derivative investment is typically based upon the price movements of a physical commodity (such as heating oil, precious metals, livestock, or agricultural products), a commodity futures contract or commodity index, or some other readily measurable economic variable. Commodity-linked derivatives provide exposure, which may include long and/or short exposure, to the investment returns of physical commodities that trade in the commodities markets without investing directly in physical commodities. The value of commodity-linked derivative instruments may be affected by changes in overall market movements, volatility of the underlying index, changes in interest rates, or factors affecting a particular industry or commodity, such as drought, floods, weather, livestock disease, embargoes, tariffs and international

## Additional Information About the Funds

economic, political and regulatory developments. The value of commodity-linked derivatives will rise or fall in response to changes in the underlying commodity or related index. Investments in commodity-linked derivatives may be subject to greater volatility than non-derivative based investments. A highly liquid secondary market may not exist for certain commodity-linked derivatives, and there can be no assurance that one will develop.

**Commodity Pool Registration Risk.** Under amended regulations promulgated by the U.S. Commodities Futures Trading Commission (“CFTC”), the Fund and the Subsidiary will be considered commodity pools upon commencement of operations, and therefore each will be subject to regulation under the Commodity Exchange Act and CFTC rules. The Adviser will register as a commodity pool operator and will manage the Fund and the Subsidiary in accordance with CFTC rules, as well as the rules that apply to registered investment companies. Commodity pools are subject to additional laws, regulations and enforcement policies, all of which may potentially increase compliance costs and may affect the operations and financial performance of the Fund and the Subsidiary. Additionally, positions in futures and other derivative contracts may have to be liquidated at disadvantageous times or prices to prevent the Fund from exceeding any applicable position limits established by the CFTC. Such actions may subject the Fund to substantial losses

**Cash and Cash Equivalents Risk.** The Fund may hold cash or cash equivalents. Generally, such positions offer less potential for gain than other investments. Holding cash or cash equivalents, even strategically, may lead to missed investment opportunities. This is particularly true when the market for other investments in which the Fund may invest is rapidly rising. If the Fund holds cash uninvested it will be subject to the credit risk of the depositing institution holding the cash.

**China Risk – General.** The economy of China (“China” or the “PRC”) differs, sometimes unfavorably, from the U.S. economy in such respects as structure, general development, government involvement, wealth distribution, rate of inflation, growth rate, allocation of resources and capital reinvestment, among others. Under China’s political and economic system, the central government has historically exercised substantial control over virtually every sector of the Chinese economy through administrative regulation and/or state ownership. For example, the Chinese government has from time to time taken actions that influence the prices at which certain goods may be sold, encourage companies to invest or concentrate in particular industries, induce mergers between companies in certain industries and induce private companies to publicly offer their securities to increase or continue the rate of economic growth, control the rate of inflation or otherwise regulate economic expansion. It may do so in the future as well. Such actions and a variety of other centrally planned or determined activities by the Chinese government could have a significant adverse effect on economic conditions in China, the economic prospects for, and the market prices and liquidity of, the securities of Chinese companies and the payments of dividends and interest by Chinese companies.

During the last 30 years, the Chinese government has reformed its economic policies, which has resulted in less direct central and local government control over the business and production activities of Chinese enterprises and companies. Notwithstanding the economic reforms instituted by the Chinese government and the Chinese Communist Party, actions of the Chinese central and local government authorities continue to have a substantial effect on economic conditions in China, which could affect the public and private sector companies in which the Fund invests. The Chinese government may also change course and exercise greater central and local government control over Chinese firms.

## Additional Information About the Funds

In certain cases where China has begun a process of privatization of certain entities and industries, investors in newly privatized entities have suffered losses due to the inability of the newly privatized entities to adjust quickly to a competition environment or changing regulatory and legal standards, or in some cases, due to re-nationalization of such privatized entities. There is no assurance that such losses will not recur.

Export growth continues to be a major driver of China's rapid economic growth. Reduction in spending on Chinese products and services, institution of tariffs or other trade barriers, or a downturn in any of the economies of China's key trading partners may have an adverse impact on the Chinese economy. The Chinese economy is particularly dependent upon trading with key partners, such as the United States, Japan, South Korea and countries in the European Union. Recent developments in relations between the United States and China have heightened concerns of increased tariffs and restrictions on trade between the two countries. An increase in tariffs or trade restrictions, or even the threat of such developments, could lead to a significant reduction in international trade, which could have a negative impact on China's export industry and a commensurately negative impact on the Fund.

In recent years, Chinese entities have incurred significant levels of debt and Chinese financial institutions currently hold relatively large amounts of non-performing debt. Thus, there exists a possibility that widespread defaults could occur, which could trigger a financial crisis, freeze Chinese debt and finance markets and make Chinese securities illiquid.

In addition, trade relations between the U.S. and China have recently been strained. Worsening trade relations between the two countries could adversely impact the Fund, particularly to the extent that the Chinese government restricts foreign investments in on-shore Chinese companies or the U.S. government restricts investments by U.S. investors in China including by limiting the ability of Chinese issuers to list on the U.S. exchanges. Worsening trade relations may also result in market volatility and volatility in the price of Fund shares. In addition, the U.S. government has imposed restrictions on the ability of U.S. investors to hold and/or acquire securities of certain Chinese companies, which may adversely impact the Fund, may mean that the Fund's Underlying Index may need to adjust its methodology or could increase tracking error for the Fund.

Disclosure and regulatory standards in emerging market countries, such as China, are in many respects less stringent than U.S. standards. There is substantially less publicly available information about Chinese issuers than there is about U.S. issuers.

**Inflation Risk.** Economic growth in China has historically been accompanied by periods of inflation. Beginning in 2004, the Chinese government commenced the implementation of various measures to control inflation, which included the tightening of the money supply, the raising of interest rates and more stringent control over certain industries. If inflation were to increase, the performance of the Chinese economy and the Fund's investments could be negatively impacted.

**Nationalization and Expropriation Risk.** Expropriation, including nationalization, confiscatory taxation, political, economic or social instability or other developments could adversely affect and significantly diminish the values of the Chinese companies in which the Fund invests. There can be no assurance that the Chinese government will not nationalize or expropriate assets in its territory or over which it otherwise has control. An investment in the Fund involves a risk of a total loss.

Moreover, the Chinese government limits foreign investment in the securities of Chinese issuers entirely. These restrictions or limitations may have adverse effects on the liquidity and performance

## Additional Information About the Funds

of the Fund holdings as compared to the performance of the Underlying Index. This may increase the risk of tracking error and the Fund may not be able to achieve its investment objective.

**Currency Risk.** The government of China has historically maintained strict currency controls in order to achieve economic, trade and political objectives and regularly intervened in the currency market. In this regard, the Chinese government has placed strict regulation on the yuan and Hong Kong dollar and manages the yuan and Hong Kong dollar so that they have historically traded in a tight range relative to the U.S. dollar. The Chinese government has been under pressure to manage the currency in a less restrictive fashion so that it is less correlated to the U.S. dollar.

Since 2005, the exchange rate of the RMB is no longer strictly pegged to the U.S. dollar. The RMB has now moved to a managed floating exchange rate based on market supply and demand with reference to a basket of foreign currencies. The daily trading price of the RMB against other major currencies in the inter-bank foreign exchange market is allowed to float within a narrow band around the central parity published by the People's Bank of China. As the exchange rates may be based on market forces, the exchange rates for RMB against other currencies, including the U.S. dollar, are susceptible to movements based on external factors. Of course, there can be no guarantee that this will continue, or that the yuan or the Hong Kong dollar will move in relation to the U.S. dollar as expected. There can be no assurance that the RMB will not be subject to devaluation. Any devaluation of the RMB is expected to adversely affect the value of the Fund's investments.

**Available Disclosure About Chinese Issuers Risk.** Disclosure and regulatory standards in emerging market countries, such as China, are in many respects less stringent than U.S. standards. There is substantially less publicly available information about Chinese issuers than there is about U.S. issuers. Therefore, disclosure of certain material information may not be made, and less information may be available to the Fund and other investors than would be the case if the Fund's investments were restricted to securities of U.S. issuers. Chinese issuers are subject to accounting, auditing and financial standards and requirements that differ, in some cases significantly, from those applicable to U.S. issuers. In particular, the assets and profits appearing on the financial statements of a Chinese issuer may not reflect its financial position or results of operations in the way they would be reflected had such financial statements been prepared in accordance with U.S. Generally Accepted Accounting Principles.

Such conditions may lead to potential errors in index data, index computation and/or index construction and may limit the ability to oversee the index provider's due diligence process over index data, which may adversely impact the Fund's performance and its ability to track the performance of the Underlying Index.

There has been increased attention from the SEC and the Public Company Accounting Oversight Board ("PCAOB") with regard to international auditing standards of U.S.-listed companies with significant operations in China as well as PCAOB-registered auditing firms in China. Currently, the SEC and PCAOB are only able to get limited information about these auditing firms and are restricted from inspecting the audit work and practices of registered accountants in China. These restrictions may result in the unavailability of material information about issuers in China or an issuer's operations in China.

**Chinese Corporate and Securities Law Risk.** The Fund's rights with respect to its investments in China, if any, generally will not be governed by U.S. law, but rather by Chinese law. China operates under a civil law system. It is based on statutes enacted by various state bodies with authority over economic matters such as foreign investment, company organization and governance, taxation and

## Additional Information About the Funds

trade. These laws are relatively recent with published court opinions based on them being limited. Further, court precedent is not binding. Thus, there is uncertainty regarding the implementation of existing law. In addition, laws pertaining to bankruptcy proceedings are generally less developed and may be different than such laws in the United States and lead to unpredictable results.

Legal principles relating to corporate affairs and the validity of corporate procedures, directors' fiduciary duties and liabilities and stockholders' rights often differ from those that may apply in the United States and other countries. In particular, Chinese laws providing protection to investors, such as laws regarding the fiduciary duties of officers and directors, are undeveloped and will not provide investors, such as the Fund, with protection in all situations where protection would be provided by comparable law in the United States. It may therefore be difficult for the Fund to enforce its rights as an investor under Chinese corporate and securities laws, and it may be difficult or impossible for the Fund to obtain a judgment in court. Moreover, as Chinese corporate and securities laws continue to develop, these developments may adversely affect foreign investors, such as the Fund.

**Chinese Securities Markets Risk.** China's securities markets, including the debt markets, have a limited operating history and are not as developed as those in the United States. These markets, historically, have had greater volatility than markets in the United States and some other countries, and experienced inefficiency and pricing anomalies. There is relatively less regulation and monitoring of Chinese securities markets and of the activities of investors, brokers and other participants than in the United States, including with respect to insider trading, tender offers, stockholder proxies and disclosure of information. Stock markets in China are in the process of change and further development. This may lead to additional volatility, difficulty in the settlement and recording of transactions and difficulty in interpreting and applying the relevant regulations.

**Political and Economic Risk.** The Chinese government continues to be an active participant in many economic sectors through ownership positions and regulation. The majority of productive assets in China are still owned by the PRC government at various levels. The allocation of resources in China is subject to a high level of government control. The Chinese government strictly regulates the payment of foreign currency denominated obligations and sets monetary policy. Through its policies, the government may provide preferential treatment to particular industries or companies. The policies set by the government could have a substantial effect on the Chinese economy and the Fund's investments.

For more than 30 years, the PRC government has carried out economic reforms to achieve decentralization and utilization of market forces to develop the economy of the PRC. These reforms have resulted in significant economic growth and social progress, but growth has been uneven both geographically and among various sectors of the economy. Economic growth has also been accompanied by periods of inflation. The PRC government has implemented various measures from time to time to control inflation and restrain the rate of economic growth.

Although reforms over the last 30 years have generally been regarded as successful, there can be no assurance that the PRC government will continue to pursue such economic policies or, if it does, that those policies will continue to be successful or will not otherwise have a negative effect on the Fund. Any such adjustment and modification of those economic policies may have an adverse impact on the securities market of Chinese issuers. Further, the PRC government may from time to time adopt corrective measures to control the growth of the PRC economy which may also have an adverse impact on the capital growth and performance of the Fund.

## Additional Information About the Funds

Political changes, social instability and adverse diplomatic developments in the PRC could result in the imposition of additional government restrictions including expropriation of assets, confiscatory taxes or nationalization of some or all of the property held by Chinese issuers. Internal social unrest or confrontations with other neighboring countries, including military conflicts in response to such events, may also disrupt economic development in China and result in a greater risk of currency fluctuations, currency convertibility, interest rate fluctuations and higher rates of inflation.

**China Risk — Onshore Investing Risks.** Because the Fund may invest in the local China markets directly (also referred to herein as domestic Chinese markets or securities or onshore Chinese markets or securities), it will be subject to the following special risks:

**Capital Controls Risk.** RMB can be categorized into “CNY” (onshore RMB) traded in the PRC and “CNH” (offshore RMB) traded outside the PRC. CNY and CNH are traded at different exchange rates and their exchange rates may not move in the same direction. Although there has been a growing amount of RMB held offshore, CNH cannot be freely remitted into the PRC and is subject to certain restrictions, and vice versa. The Fund may be adversely affected by the exchange rates between CNY and CNH.

CNY is currently not a freely convertible currency as it is subject to foreign exchange control, fiscal policies and repatriation restrictions imposed by the Chinese government. The PRC government imposes restrictions on the remittance of RMB out of and into China. In the event a remittance by the Fund is disrupted, the Fund could be adversely affected and, among other matters, may not be able to invest those funds, which may increase the tracking error of the Fund. In addition, any delay in repatriation of RMB out of China may result in delay in payment of redemption proceeds to redeeming investors. The Chinese government’s policies on exchange control and repatriation restrictions are subject to change, and such control of currency conversions and movements in the RMB exchange rates may adversely affect the operations and financial results of PRC companies and the Fund. If such control policies change in the future, the Fund may be adversely affected.

Economic conditions, such as volatile currency exchange rates and interest rates, political events and other conditions may, without prior warning, lead to intervention by Chinese government authorities and the imposition of “capital controls.” Capital controls include the prohibition of, or restrictions on, the ability to transfer currency, securities or other assets into, out of or into the country. Levies may be placed on profits repatriated by foreign entities (such as the Fund). Capital controls may impact the ability of the Fund to buy, sell or otherwise transfer securities or currency, adversely affect the trading market and price for shares of the Fund, and cause the Fund to decline in value.

The Chinese government also heavily regulates the domestic exchange of foreign currencies within China. Chinese law requires that all domestic transactions must be settled in RMB, places significant restrictions on the remittance of foreign currency and strictly regulates currency exchange from RMB. Under State Administration of Foreign Exchange (“SAFE”) regulations, Chinese corporations may only purchase foreign currencies through government approved banks. In general, Chinese companies must receive approval from or register with the Chinese government before investing in certain capital account items, including direct investments and loans, and must thereafter maintain separate foreign exchange accounts for the capital items. Foreign investors may only exchange foreign currencies at specially authorized banks after complying with documentation requirements. These restrictions may adversely affect the Fund and its investments. The PRC government may impose additional or other currency capital controls that could significant harm the Fund.

## Additional Information About the Funds

**Custody Risk.** The Fund is required by Chinese regulation to have a local custodian in China (“PRC Custodian”) for its investments in domestic, onshore Chinese securities, including A-Shares and mainland Chinese debt (also referred to herein as RMB Bonds). The PRC Custodian maintains the Fund’s investments in China to ensure their compliance with the rules and regulations of the China Securities Regulatory Commission (“CSRC”) and the People’s Bank of China. Such investments, when purchased by Krane or the Fund’s sub-adviser in its capacity as the Fund’s RQFII or QFII, as applicable, will normally be received in a securities account maintained by the PRC Custodian in the joint names of the Fund and Krane or the sub-adviser, as applicable. The account may not be used for any other purpose than for maintaining the Fund’s assets. However, given that the securities trading account will be maintained in the joint names of Krane or the sub-adviser, as applicable, and the Fund, the Fund’s assets may not be as well protected, as they would be if it were possible for them to be registered and held solely in the name of the Fund. In particular, there is a risk that creditors of Krane or the sub-adviser, as applicable, may assert that the securities are owned by Krane or the sub-adviser, as applicable, and not the Fund, and that a court would uphold such an assertion, in which case such creditors could seize assets. Because the Fund’s PRC securities quota may be in the name of both Krane or the sub-adviser, as applicable, and the Fund, there is also a risk that regulatory actions taken against Krane or the sub-adviser, as applicable, by PRC government authorities may affect the Fund. This is particularly acute in the case of cash deposited with the PRC Custodian because it may not be segregated, and it may be treated as a debt owing from the PRC Custodian to the Fund as a depositor. Thus, in the event of a PRC Custodian bankruptcy, liquidation, or similar event, the Fund may face difficulties and/or encounter delays in recovering its cash.

**RQFII and QFII Risk.** A RQFII or QFII license and quota may be acquired to invest directly in domestic, onshore Chinese securities. To qualify for a QFII license, an applicant must meet strict requirements on asset management experience, assets under management, and firm capital. The Fund’s investments may be limited to the quota obtained by Krane or a Fund’s sub-adviser, as applicable, in its capacity as a RQFII or QFII on behalf of the Fund. A reduction in or elimination of the quota may have a material adverse effect on the ability of the Fund to achieve its investment objective. On September 10, 2019, the PRC government announced that it would scrap QFII and RQFII quotas, meaning that entities registered with the appropriate Chinese regulator will no longer be subject to quotas when investing in PRC securities (but will remain subject to foreign shareholder limits). It is currently unclear when this change will take effect.

The RQFII rules continue to evolve. The RQFII program is substantially similar to the QFII program, but provides for greater flexibility in repatriating assets, as discussed below. Chinese regulators may revise or discontinue the RQFII program at any time. There is no guarantee that the CSRC will ultimately grant or enlarge the quota allowed to a RQFII or QFII licensee, and the application process may take a significant amount of time. Should the amount of securities that the Fund is eligible to invest in be or become inadequate to meet its investment needs, it may not be able to gain sufficient exposure to the Underlying Index and the Fund may need to rely exclusively on investments through other channels, such as Stock Connect Programs or Bond Connect Program (for equities) and the CIBM Program (for fixed income securities), which may be insufficient to meet its needs.

Repatriations by RQFIIs are currently permitted daily and are not subject to repatriation restrictions or prior regulatory approval. However, there is no assurance that PRC rules and regulations will not change or that repatriation restrictions will not be imposed in the future. Further, such changes to the PRC rules and regulations may be applied retroactively. If a QFII license is obtained and used,



## Additional Information About the Funds

all repatriations of gains and income would require the approval of SAFE. These limitations may also prevent the Fund from making certain distributions to shareholders. Further, no single underlying foreign investor investing through a QFII may hold more than 10% of the total outstanding shares in one listed company and all foreign investors investing through QFIIs may not hold, in aggregate, more than 30% of the total outstanding shares in one listed company. Such limits may not apply where foreign investors make strategic investment in listed companies in accordance with the Measures for the Administration of Strategic Investments in Listed Companies by Foreign Investors.

If the Fund invests directly in domestic Chinese securities with a QFII license, Krane and/or the Fund's sub-adviser, as applicable, will be required to transfer the entire investment principal for the quota into a local sub-custodian account within such time period as specified by SAFE (up to six months). Following this, investment capital will be subject to an initial lock-up period (currently three months if the Fund is deemed to be an "open end fund" under Chinese regulations), during which the assets may not be repatriated to the United States, even if they are never invested. Following that time, investment principal and earnings may generally only be repatriated with the approval of SAFE, although up to \$50 million may be repatriated each week without SAFE approval if the Fund is deemed to be an "open end fund" under Chinese regulations.

### China Risk – China Equity Investing Risks.

**A-Shares Risk.** The ability of the Fund to invest in China A-Shares is dependent, in part, on the availability of A-Shares either through the trading and clearing facilities of a participating exchange located outside of mainland China ("Stock Connect Programs") which currently include the Shanghai-Hong Kong Stock Connect, Shenzhen-Hong Kong Stock Connect, Shanghai-London Stock Connect, and China-Japan Stock Connect, and/or through a QFII or RQFII license and quota allocation from the Chinese regulator. Thus, the Fund's investment in A-Shares will be limited by the A-Shares quota obtained by the RQFII or QFII licensee and allocated to the Fund and by the amount of A-Shares available through the Stock Connect Programs. On September 10, 2019, the PRC government announced that it would scrap QFII and RQFII quotas, meaning that entities registered with the appropriate Chinese regulator will no longer be subject to quotas when investing in PRC securities (but will remain subject to foreign shareholder limits). It is currently unclear when this change will take effect. Investments in A-Shares are heavily regulated and the recoupment and repatriation of assets invested in A-Shares is subject to restrictions by the Chinese government.

Currently, there are two stock exchanges in mainland China, the Shanghai and Shenzhen Stock Exchanges. The Shanghai and Shenzhen Stock Exchanges are supervised by the CSRC and are highly automated with trading and settlement executed electronically. The Shanghai and Shenzhen Stock Exchanges are substantially smaller, less liquid and more volatile than the securities markets in the United States.

The Shanghai Stock Exchange commenced trading on December 19, 1990, and the Shenzhen Stock Exchange commenced trading on July 3, 1991. The Shanghai and Shenzhen Stock Exchanges divide listed shares into two classes: A-Shares and B-shares. Companies whose shares are traded on the Shanghai and Shenzhen Stock Exchanges that are incorporated in mainland China may issue both A-Shares and B-Shares. In China, the A-Shares and B-Shares of an issuer may only trade on one exchange. A-Shares and B-Shares may both be listed on either the Shanghai or Shenzhen Stock Exchanges. Both classes represent an ownership interest comparable to a share of common stock. A-Shares are traded on the Shanghai and Shenzhen Stock Exchanges in RMB. A-Shares may be



## Additional Information About the Funds

subject to more frequent and/or extended trading halts than other exchange-traded securities and may become illiquid. The A-Shares market may behave very differently from other Chinese equity markets, and there may be little to no correlation between them.

Restrictions continue to exist on investments in A-Shares and capital therefore cannot flow freely into the A-Share market, making it possible that, in the event of a market disruption, the liquidity of the A-Share market and trading prices of A-Shares could be more severely affected than the liquidity and trading prices of markets where securities are freely tradable and capital therefore flows more freely. The Fund cannot predict the nature or duration of such a market disruption or the impact that it may have on the A-Share market and the short-term and long-term prospects of its investments in the A-Share market.

The Chinese government has in the past taken actions that benefitted holders of A-Shares. As A-Shares become more available to foreign investors, such as the Fund, the Chinese government may be less likely to take action that would benefit holders of A-Shares. In addition, there is no guarantee that a QFII or RQFII licensee will continue to maintain its existing A-Share quota or be able to obtain additional A-Share quota if the A-Share quota is reduced or eliminated by SAFE or if a QFII or RQFII license is revoked by CSRC at some point in the future. The Fund cannot predict what would occur if the A-Share quota were reduced or eliminated or if a QFII or RQFII license were to be revoked, although such an occurrence could likely have a material adverse effect on the Fund. On September 10, 2019, the PRC government announced that it would scrap QFII and RQFII quotas, meaning that entities registered with the appropriate Chinese regulator will no longer be subject to quotas when investing in PRC securities (but will remain subject to foreign shareholder limits). It is currently unclear when this change will take effect.

Repatriations by RQFIIs for investors such as registered funds are permitted daily and are not subject to lockup periods. There is no assurance, however, that PRC rules and regulations will not change or that repatriation restrictions will not be imposed in the future. Any restrictions on repatriation of the Fund's assets may adversely affect the Fund's ability to meet redemption requests and/or may cause the Fund to borrow money in order to meet its obligations. These limitations may also prevent a Fund from making certain distributions to shareholders.

If the Fund is unable to obtain sufficient exposure to the components of its Underlying Index, the Fund could seek exposure to the component securities of the Underlying Index in other ways, such as by investing in depositary receipts of the component securities and Hong Kong listed versions of the component securities. Consistent with its exemptive relief, the Fund may, to a limited extent, where applicable, also invest in B-Shares issued by the same companies that issue A-Shares that are in the Underlying Index. The A-Shares market may behave very differently from the B-Shares market, and there may be little to no correlation between the performances of the two. The Fund may also use derivatives or invest in ETFs that can obtain comparable exposures. If necessary, the Fund may limit or suspend purchases of Creation Units of the Fund until the Fund determines that the requisite exposure to the Underlying Index is obtainable. During the period that creations are limited or suspended, the Fund could trade at a significant premium or discount to the NAV and could experience substantial redemptions. Alternatively, the Fund could change its investment objective by, for example, seeking to track an alternative index that does not include A-Shares as component securities, or decide to liquidate the Fund. In circumstances beyond the control of the Fund, the Fund may incur significant losses due to limited investment capabilities, including based on investment objectives or strategies, due to investment restrictions on RQFIIs and QFIIs licenses, illiquidity of the

## Additional Information About the Funds

securities markets, or delay or disruption in execution or settlement of trades. Should the A-Share quota allocated for the Fund's use be or become inadequate to meet the investment needs of the Fund and the Fund cannot invest in them through the Stock Connect Programs, the Fund is expected to be adversely affected.

The Chinese government limits foreign investment in the securities of Chinese issuers entirely. China may also impose higher local tax rates on transactions involving certain companies. These restrictions or limitations may have adverse effects on the liquidity and performance of the Fund holdings as compared to the performance of the Underlying Index. This may increase the risk of tracking error and the Fund may not be able to achieve its investment objective.

Per a circular (Caishui [2014] 79), the Fund is temporarily exempt from the Chinese tax on capital gains ("CGT") on trading in A-Shares as a QFII or RQFII on the Shanghai Stock Exchange through the Shanghai-Hong Kong Stock Connect as of November 17, 2014, and the Shenzhen Stock Exchange through the Shenzhen-Hong Kong Stock Connect as of December 5, 2016. There is no indication as to how long the temporary exemption will remain in effect. Accordingly, the Fund may be subject to such taxes in the future. In addition, there is uncertainty as to the application and implementation of China's value added tax to the Fund's activities. As a result, investors may be advantaged or disadvantaged depending on the final rules of the relevant tax authorities. On November 7, 2018, the Chinese government announced a three-year exemption from the corporate income tax withholding tax and value added tax for China-sourced bond interest derived by overseas institutional investors, but its application, such as with respect to the type of debt issuers covered by the exemption, and whether such taxes will be implemented again after November 6, 2022, remains unclear in certain respects.

Investors should note that such provision may be excessive or inadequate to meet actual CGT tax liabilities (which could include interest and penalties) on the Fund's investments. As a result, investors may be advantaged or disadvantaged depending on the final rules of the relevant tax authorities.

It is also unclear how China's value added tax may apply to the activities of a participant in the Stock Connect Programs or QFII or RQFII licensee and how such application may be affected by tax treaty provisions. If such a tax is collected, the expense will be passed on and borne by the Fund. The imposition of such taxes, as well as future changes in applicable PRC tax law, may adversely affect the Fund.

The Fund reserves the right to establish a reserve for any taxes as to which it is uncertain whether they will be assessed, although it has not currently done so. If the Fund establishes such a reserve but is not ultimately subject to the tax, shareholders who redeemed or sold their shares while the reserve was in place will effectively bear the tax and may not benefit from the later release, if any, of the reserve. Conversely, if the Fund does not establish such a reserve but ultimately is subject to the tax, shareholders who redeemed or sold their shares prior to the tax being withheld, reserved or paid will have effectively avoided the tax, even if they benefited from the trading that precipitated the Fund's payment of it. The Fund is responsible for any taxes on its operations or investments, including if they are applied retroactively.

In addition, urban maintenance and construction tax (currently at the rate ranging from 1% to 7%), educational surcharges (currently at the rate of 3%) and local educational surcharges (currently at the rate of 2%) are imposed based on the business tax liabilities.

## Additional Information About the Funds

**Disclosure of Interests and Short Swing Profit Rule.** The Fund may be subject to regulations promulgated by the CSRC, which currently require the Fund to make certain public disclosures when the Fund and parties acting in concert with the Fund acquire 5% or more of the issued securities of a listed company (which include A-Shares of the listed company). The relevant PRC regulations presumptively treat all affiliated investors and investors under common control as parties acting in concert. As such, the Fund may be deemed as a “concert party” of other funds managed by Krane, a sub-adviser, if applicable, or their affiliates and therefore may be subject to the risk that the Fund’s holdings may be required to be reported in the aggregate with the holdings of such other funds should the aggregate holdings trigger the reporting threshold under the PRC law. If the 5% shareholding threshold is triggered, the Fund would be required to file its report within three days. During the time limit for filing the report, a trading freeze applies and the Fund would not be permitted to make subsequent trades in the invested company’s securities. Any such trading freeze may impair the ability of the Fund to achieve its investment objective and undermine the Fund’s performance.

Further, subject to the interpretation of PRC courts and PRC regulators, the operation of the PRC short swing profit rule may prevent the Fund from reducing its holdings in a PRC company within six months of the last purchase of shares of the company if the Fund’s holding in that company exceeds the threshold prescribed by the relevant exchange on which the PRC company’s shares are listed. The Fund could be subject to these restrictions even though an entity deemed to be an affiliate (and not the Fund) may have triggered the restrictions. Nonetheless, if the Fund violates the rule, it may be required by the listed company to return any profits realized from such trading to the company. In addition, the Fund could not repurchase securities of the listed company within six months of such sale. Finally, under PRC civil procedures, the Fund’s assets may be frozen to the extent of the claims made by the company in question.

**PRC Broker Risk.** Currently, only a limited number of brokers are available to trade A-Shares with the Fund. As a result, Krane or a sub-adviser will have limited flexibility to choose among brokers on behalf of the Fund than is typically the case for investment advisers. If Krane or a sub-adviser is unable to use a particular broker in the PRC, the operation of the Fund may be adversely affected. Further, the operation of the Fund may be adversely affected in case of any acts or omissions of the PRC broker, which may result in higher tracking error or the Fund being traded at a significant premium or discount to its NAV. If a single PRC broker is appointed, the Fund may not necessarily pay the lowest commission available in the market. There is also a risk that the Fund may suffer losses from the default, bankruptcy or disqualification of the PRC broker. Krane or a sub-adviser, however, in its selection of PRC brokers will consider such factors as the competitiveness of PRC brokers’ commission rates, size of the relevant orders, and execution standards.

**B-Shares Risk.** The B-Share market is generally smaller, less liquid and has a smaller issuer base than the A Share market. The issuers that compose the B-Share market include a broad range of companies, including companies with large, medium and small capitalizations. The B-Shares market may behave very differently from other portions of the Chinese equity markets, and there may be little to no correlation between their performance.

**H-Shares Risk.** The Fund may invest in shares of companies incorporated in mainland China and listed on the Hong Kong Stock Exchange (“H-Shares”). H-Shares are traded in Hong Kong dollars on the Hong Kong Stock Exchange, and must meet Hong Kong’s listing and disclosure requirements. H-Shares may be traded by foreigners and can be used to gain exposure to Chinese securities. Because they are traded on the Hong Kong Stock Exchange, H-Shares involve a number of risks not typically associated with investing in countries with more democratic governments or more

## Additional Information About the Funds

established economies or securities markets. Such risks may include the risk of nationalization or expropriation; greater social, economic and political uncertainty; increased competition from Asia's low-cost emerging economies; currency exchange rate fluctuations; higher rates of inflation; controls on foreign investment and limitations on repatriation of invested capital; and greater governmental involvement in and control over the economy. Fluctuations in the value of the Hong Kong dollar will affect the Fund's holdings of H-Shares. The Hong Kong stock market may behave very differently from the domestic Chinese stock market and there may be little to no correlation between the performance of the Hong Kong stock market and the domestic Chinese stock market.

**N-Shares Risk.** The Fund may invest in shares of companies with business operations in mainland China and listed on an American stock exchange, such as the NYSE or NASDAQ ("N-Shares"). N-Shares are traded in U.S. dollars. N-Shares are issued by companies incorporated anywhere, but many are registered in Bermuda, the Cayman Islands, the British Virgin Islands, or the United States. Because companies issuing N-Shares have business operations in China, they are subject to certain political and economic risks in China.

**P-Chip Risk.** The Fund may invest in shares of companies with controlling private Chinese shareholders that are incorporated outside mainland China and listed on the Hong Kong Stock Exchange ("P-Chips"). These businesses are largely run by the private sector and have a majority of their business operations in mainland China. P-Chip shares are traded in Hong Kong dollars on the Hong Kong Stock Exchange, and may also be traded by foreigners. Because they are traded on the Hong Kong Stock Exchange, P-Chips are also subject to risks similar to those associated with investments in H-Shares. They are also subject to risks affecting their jurisdiction of incorporation, including any legal or tax changes. Private Chinese companies may be more indebted, more susceptible to adverse changes in the economy, subject to asset seizures and nationalization, and negative political or legal developments.

**Red Chip Risk.** The Fund may invest in shares of companies with controlling Chinese government shareholders that are incorporated outside mainland China, have a majority of their business operations in mainland China, and listed on the Hong Kong Stock Exchange ("Red Chips"). These businesses are controlled, either directly or indirectly, by the central, provincial or municipal governments of the PRC. Red Chip shares are traded in Hong Kong dollars on the Hong Kong Stock Exchange, may also be traded by foreigners and are subject to risks similar to those of H-Shares. Because Red Chip companies are controlled by various PRC governmental authorities, investing in Red Chips involves risks that political changes, social instability, regulatory uncertainty, adverse diplomatic developments, asset expropriation or nationalization, or confiscatory taxation could adversely affect the performance of Red Chip companies. Red Chip companies may be less efficiently run and less profitable than other companies. They are also subject to risks affecting their jurisdiction of incorporation, including any legal or tax changes.

**S-Chip Companies Risk.** The Fund may invest in shares of companies with business operations in mainland China and listed on the Singapore Exchange ("S-Chips"). S-Chip shares are issued by companies incorporated anywhere, but many are registered in Singapore, the British Virgin Islands, the Cayman Islands, or Bermuda. They are subject to risks affecting their jurisdiction of incorporation, including any legal or tax changes. S-Chip companies may or may not be owned at least in part by a Chinese central, provincial or municipal government and be subject to the types of risks that come with such ownership described herein. There may be little or no correlation between the performance of the Singapore stock market and the mainland Chinese stock market.

## Additional Information About the Funds

**Stock Connect Program Risk.** The Stock Connect Programs are subject to daily and aggregate quota limitations, and an investor cannot purchase and sell the same security on the same trading day, which may restrict the Fund's ability to invest in A-Shares through the Stock Connect Programs and to enter into or exit trades on a timely basis. The Shanghai and Shenzhen markets may be open at a time when the participating exchanges located outside of mainland China are not active, with the result that prices of A-Shares may fluctuate at times when the Fund is unable to add to or exit its position. Only certain A-Shares are eligible to be accessed through the Stock Connect Programs. Such securities may lose their eligibility at any time, in which case they may no longer be able to be purchased or sold through the Stock Connect Programs. Because the Stock Connect Programs are still evolving, the actual effect on the market for trading A-Shares with the introduction of large numbers of foreign investors is still relatively unknown. In addition, there is no assurance that the necessary systems required to operate the Stock Connect Programs will function properly or will continue to be adapted to changes and developments in both markets. In the event that the relevant systems do not function properly, trading through the Stock Connect Programs could be disrupted. The Stock Connect Programs are subject to regulations promulgated by regulatory authorities for both exchanges and further regulations or restrictions, such as limitations on redemptions or suspension of trading, may adversely impact the Stock Connect Programs, if the authorities believe it necessary to assure orderly markets or for other reasons. There is no guarantee that the participating exchanges will continue to support the Stock Connect Programs in the future. Each of the foregoing could restrict the Fund from selling its investments, adversely affect the value of its holdings and negatively affect the Fund's ability to meet shareholder redemptions.

Investments in China A-Shares may not be covered by the securities investor protection programs of the exchanges and, without the protection of such programs, will be subject to risk of default by the broker. Because of the way in which A-Shares are held in the Stock Connect Programs, the Fund may not be able to exercise the rights of a shareholder and may be limited in its ability to pursue claims against the issuer of a security, and may suffer losses in the event the depository of the Shanghai or Shenzhen Stock Exchange becomes insolvent. Given that all trades through the Stock Connect Programs must be settled in RMB, investors must have timely access to a reliable supply of offshore RMB, which cannot be guaranteed.

### China Risk – China Fixed Income Investing Risks.

The laws, regulations, and government policies, including the investment regulations governing foreigners' investments in RMB-denominated fixed-income securities ("RMB Bonds"), as well as the political and economic climate in China, may change with little or no advance notice. Any such change could adversely affect market conditions and the performance of the Chinese economy and, thus, the value of securities in the Fund's portfolio. The regulations which apply to such investments including the repatriation of capital, are relatively new. The application and interpretation of such regulations are therefore relatively untested. In addition, PRC authorities have broad discretion under such investment regulations and there is little precedent or certainty evidencing how such discretion will be exercised now or in the future.

**Bond Connect Risk.** Bond Connect is a mutual market access scheme that commenced trading on July 3, 2017 and represents an exception to Chinese laws that generally restrict foreign investment in RMB Bonds. There is a risk that Chinese regulators may alter all or part of the structure and terms of, as well as the Fund's access to, Bond Connect in the future or eliminate it altogether, which may limit or prevent the Fund from investing directly in or selling its RMB Bonds.

## Additional Information About the Funds

**Chinese Credit Rating Risks.** The securities held by the Fund may be rated by Chinese ratings agencies (and not by U.S. nationally recognized statistical ratings organizations (“NRSROs”)). The rating criteria and methodology used by Chinese rating agencies may be different from those adopted by NRSROs and established international credit rating agencies. Therefore, such rating systems may not provide an equivalent standard for comparison with securities rated by NRSROs and international credit rating agencies.

**CIBM Program Risk.** The Fund may invest in certain RMB Bonds that are held in mainland China through a market access program with the Chinese Interbank Bond Market (“CIBM”) that launched in 2016 (“CIBM Program”). These RMB Bonds are traded over-the-counter and are dealt and held in book-entry form through the China Central Depository and Clearing Corporation Limited (“CCDC”) and Shanghai Clearing House (“SCH”). The CIBM is relatively large and trading volumes are generally high, but the market remains subject to similar risks as fixed-income securities markets in other developing markets, and are subject to counterparty, credit, and interest rate risks. Certain CIBM instruments may be relatively volatile and become illiquid. The CIBM Program is subject to certain limits on repatriation; amounts repatriated must be paid at roughly the same ratio of foreign currency to RMB as the initial remittances by a Fund into the CIBM Program, and Chinese regulators may otherwise limit a Fund’s ability to repatriate investment proceeds from the program or exchange Chinese currency into other currencies.

The CIBM Program permitting foreign investors to invest directly in RMB Bonds is still evolving, and its effect on the market for the types of securities in which the Fund will invest is relatively unknown. The CIBM Program represents an exception to Chinese laws that generally restrict foreign investment in RMB Bonds. Any regulatory change to the operations, requirements, or structure of the CIBM Program — or the complete elimination of the CIBM Program—could adversely affect the Fund. Any such future regulations or restrictions may include limitations on redemptions or suspension of the CIBM Program. There is no guarantee that the People’s Bank of China will continue to support the CIBM Program in the future, and it may act to alter it or eliminate it altogether.

A PRC onshore settlement agent is required to participate in the CIBM Program. The settlement agent will conduct any trades executed through the CIBM Program. The quality of the Fund’s trades and settlement will be dependent upon the settlement agent, who may not perform to expectations and, thereby, harm the Fund. The agent could also terminate its relationship with Krane or the sub-adviser, as applicable, and thus eliminate the Fund’s access to the CIBM Program and its ability to sell investments, which could hamper the Fund’s ability to meet shareholder redemptions. If Krane or the sub-adviser, as applicable, is ultimately unable to purchase RMB Bonds through the CIBM Program, the Fund may be adversely affected. In addition, if Krane or the sub-adviser, as applicable, is unable to continue to use its settlement agent, the operation of the Fund will be adversely affected, and the Fund may not be able to track the Underlying Index. Further, the operation of the Fund may be adversely affected in case of any acts or omissions of the settlement agent, which may result in higher tracking error or the Fund being traded at a significant premium or discount to its NAV. There is a risk that the Fund may suffer losses from the default, bankruptcy or disqualification of the settlement agent.

**Exchange-Traded Bond Market Risk.** The Exchange-Traded Bond Market is an electronic automatic matching system where securities are traded on the Shanghai Stock Exchange or the Shenzhen Stock Exchange. To the extent the Fund were to invest in RMB Bonds via the Exchange-Traded Bond Market rather than the CIBM, the transactions could be subject to wider spreads between the

## Additional Information About the Funds

bid and the offered prices. This wider spread could adversely affect the price at which the Fund could purchase or sell the RMB Bonds and could impair the Fund's performance. Additionally, the Exchange-Traded Bond Market operates on shorter trading hours than the CIBM, and trading through the Exchange-Traded Bond Market may provide less liquidity to a Fund in comparison to trading through the CIBM Program. Trading through the Exchange-Traded Bond Market may also subject a Fund to heightened credit and interest rate risk. These trades are cleared through the China Securities Depository and Clearing Corporation Limited ("CSDCC").

**PRC Dealer Risk.** Currently, only a limited number of dealers are available to trade PRC securities with the Fund. As a result, Krane or a sub-adviser will have less flexibility to choose among dealers on behalf of the Fund than is typically the case for investment advisers. If Krane or a sub-adviser is unable to use a particular dealer in the PRC, the operation of the Fund could be adversely affected. Further, the operation of the Fund may be adversely affected in case of any acts or omissions of the PRC dealer. Krane or a sub-adviser, in its selection of PRC dealers, will consider such factors as it deems necessary, but may be limited where only a small number of dealers, or one dealer, has access to a security sought for the Fund. There is also a risk that the Fund may suffer losses from the default, bankruptcy or disqualification of the PRC dealers.

**Over-the-Counter Market Risk.** Over-the-counter ("OTC") markets, such as the CIBM Program and PRC Inter-Bank bond market, are subject to less governmental regulation and supervision of transactions than organized exchanges. In addition, many of the protections afforded to participants in some organized exchanges, generally are not available in connection with transactions on OTC markets. Therefore, by entering into transactions on OTC markets, the Fund will be subject to the risk that its direct counterparty will not perform its obligations under the transaction and that one or more trades will fail, causing it to, for example, liquidate other investments at a disadvantageous time to meet redemption requests or face the difficulties in meeting shareholder redemptions.

**Additional Risks of RMB Bonds.** Because RMB currency restrictions continue to exist and capital therefore cannot flow freely into the RMB Bonds market, it is possible that in the event of a market disruption, the liquidity of the RMB Bonds market and trading prices of the RMB Bonds market could be more severely affected than the liquidity and trading prices of markets where securities are freely tradable and capital therefore flows more freely. The Fund cannot predict the nature or duration of such a market disruption or the impact that it may have on the RMB Bonds market and the short-term and long-term prospects of its investments in RMB Bonds.

The Chinese government has in the past taken actions that benefitted holders of RMB Bonds. In the future, the Chinese government may be less likely to take action that would benefit holders of RMB Bonds. In addition, there is no guarantee that, Krane or the sub-adviser, as applicable, and the Fund will obtain a PRC securities quota or be able to obtain an additional PRC securities quota if the PRC securities quota is reduced or eliminated by SAFE at some point in the future. If the Fund is unable to obtain sufficient exposure through a RQFII or QFII license, Bond Connect or the CIBM Program, the Fund could seek exposure to securities that are primarily traded in the OTC market in countries outside of the PRC, such as Hong Kong and Singapore, or bond securities issued in other jurisdictions. The Fund may also invest in ETFs that can obtain comparable exposures. If necessary, the Fund may suspend the sale of Creation Units. During the period that creations are suspended, Fund shares could trade at a significant premium or discount to NAV and the Fund could experience substantial redemptions. In circumstances beyond the control of the Fund, the Fund may incur significant losses due to limited investment capabilities, including based on changes to the



## Additional Information About the Funds

CIBM Program or Bond Connect, investment restrictions on RQFIs or QFIs, illiquidity of the securities markets, or delay or disruption in execution or settlement of trades. Should the PRC securities quota or the securities available for purchase through the CIBM Program be or become inadequate to meet the investment needs of the Fund, the Fund could be adversely affected.

Investments by the Fund in RMB Bonds may be subject to governmental pre-approval limitations on the quantity that the Fund may purchase and/or limits on the classes of securities in which the Fund may invest.

**Tax Risk.** Capital gains realized on the sale of PRC debt securities may be subject to tax in China; however, the precise method of calculating and collecting the tax for debt securities has not been determined. There is a risk that PRC tax authorities may seek to collect tax on capital gains or income realized on the sale of PRC debt securities on a retroactive basis without giving any prior warning. If such tax is collected, the tax liability will be payable by the Fund.

Currently, specific PRC tax rules governing the taxation of RQFIs and QFIs from the trading of PRC debt securities have yet to be announced. In this regard, the general principle of the PRC CIT Law may apply. Under the PRC CIT Law, a non-tax resident enterprise without a permanent establishment (PE) in the PRC is subject to CIT on a withholding basis, generally at a rate of 10%, to the extent it directly derives the PRC sourced passive income (such as capital gains and interest income). According to Circular 47 and Circular 394, assuming that the RQFIs are not PRC tax resident enterprises and do not have a PE in the PRC, the RQFIs are subject to PRC CGT at a rate of 10% (which may be reduced by applicable tax treaty) with respect to interest derived from RMB Bonds and dividends (if any).

Circular 47 and Circular 394 did not clarify the CGT treatment in respect of capital gains derived by non PRC resident enterprises (including RQFIs and QFIs) from the trading of PRC debt securities. Although Circular 79, issued in November 2014, clarifies these rules in certain ways with respect to capital gains on equity securities, no further clarification has been provided with respect to capital gains on debt securities. In the absence of specific PRC tax regulations, capital gains realized by RQFIs and QFIs on the sale of PRC debt securities should be subject to CGT at a rate of 10% (which may be reduced by applicable tax treaty) in China pursuant to the general principle of the current PRC CIT Law. However, the precise method of calculating and collecting the tax has not been determined. Although the PRC tax bureaus have not actively enforced the collection of CGT on capital gains derived by RQFIs and QFIs, in practice there is a risk that PRC tax authorities may seek to collect CGT on capital gains realized by RQFIs and QFIs on the sale of PRC debt securities on a retroactive basis without giving any prior warning. If such CGT is collected, the CGT liability should be payable by the RQFI or QFI and would be passed on to and borne by the Fund.

When the RQFIs and QFIs transfer RMB Bonds, PRC Stamp Duty is currently imposed on the seller but not on the purchaser, at a rate of 0.1% on the transacted value. In addition, under the current PRC BT Law, which came into effect on 1 January 2009, a taxpayer would be subject to PRC BT at a rate of 5% in respect of capital gains derived from the trading of RMB Bonds. However, Caishui [2005] 155 grants BT exemption to QFIs in respect of their gains derived from the trading of RMB Bonds. The new BT Law, which came into effect on 1 January 2009, has not changed this exemption treatment at the time of this Prospectus. However, it is not clear whether a similar exemption would be extended to RQFIs. Dividend income or profit distributions on equity investment derived from China are not included in the taxable scope of BT.



## Additional Information About the Funds

In addition, urban maintenance and construction tax (currently at the rate ranging from 1% to 7%), educational surcharges (currently at the rate of 3%) and local educational surcharges (currently at the rate of 2%) are imposed based on the business tax liabilities.

There is uncertainty as to the application and implementation of China's value added tax to other activities of the Fund or as a participant in the CIBM Program or QFII or RQFII licensee and how such application may be affected by tax treaty provisions. If such a tax is collected, the expense will be borne by the Fund. The imposition of such taxes, as well as future changes in applicable PRC tax law, may adversely affect the Fund.

The Fund reserves the right to establish a reserve for any taxes as to which it is uncertain whether they will assessed, although it has not currently done so. If the Fund establishes such a reserve but is not ultimately subject to the tax, shareholders who redeemed or sold their shares while the reserve was in place will effectively bear the tax and may not benefit from the later release, if any, of the reserve. Conversely, if the Fund does not establish such a reserve but ultimately is subject to the tax, shareholders who redeemed or sold their shares prior to the tax being withheld, reserved or paid will have effectively avoided the tax, even if they benefited from the trading that precipitated the Fund's payment of it. The Fund is responsible for any taxes on its operations or investments, including if they are applied retroactively.

**Communication Services Sector Risk.** The communication services sector may be dominated by a small number of companies which may lead to additional volatility in the sector. Communication services companies are particularly vulnerable to the potential obsolescence of products and services due to technological advances and the innovation of competitors. Communication services companies may also be affected by other competitive pressures, such as pricing competition, as well as research and development costs, substantial capital requirements and government regulation. Fluctuating domestic and international demand, shifting demographics and often unpredictable changes in consumer demand can drastically affect a communication services company's profitability. Telecommunication service providers are often required to obtain licenses or franchises in order to provide services in a given location. Licensing or franchise rights are limited, which may result in an advantage to certain participants. Compliance with governmental regulations, delays or failure to receive regulatory approvals, or the enactment of new regulatory requirements may negatively affect the business of telecommunication services companies. Companies in media and entertainment industries can be significantly affected by competition, particularly in formulating new products and services using new technologies, and the cyclical nature of revenues and earnings. Certain companies in the communication services sector may be particular targets of network security breaches, hacking and potential theft of proprietary or consumer information or disruptions in services, which would have a material adverse effect on their businesses.

**Concentration Risk.** Because the Fund's assets are expected to be concentrated in an industry or group of industries, to the extent that the Underlying Index concentrates in a particular industry or group of industries, the Fund is subject to loss due to adverse occurrences that may affect that industry or group of industries. Market conditions, interest rates, and economic, regulatory, or financial developments could significantly affect a single industry or a group of related industries, and the securities of companies in that industry or group of industries could react similarly to these or other developments.

## Additional Information About the Funds

**Consumer Discretionary Sector Risk.** Consumer discretionary products and services are non-essential products and services whose demand tends to increase as consumers' disposable income increases. This sector can be significantly affected by the performance of the overall economy, interest rates, competition, and consumer confidence. Success can depend heavily on disposable household income and consumer spending. Changes in demographics and consumer tastes can also affect the demand for, and success of, consumer discretionary products. The prices of raw materials fluctuate in response to a number of factors, including changes in government agricultural support programs, exchange rates, import and export controls, changes in international agricultural and trading policies and seasonal and weather conditions. Companies in the consumer discretionary sector may be subject to severe competition, which may also have an adverse impact on their profitability.

**Consumer Durables Sector Risk.** The success of consumer product manufacturers and retailers is tied closely to the performance of the overall domestic and international economy, interest rates, competition and consumer confidence. Success can depend heavily on disposable household income and consumer spending. Changes in demographics and consumer tastes can also affect the demand for, and success of, consumer products in the marketplace.

**Consumer Services Sector Risk.** The consumer services sector may be affected by changes in the domestic and international economy, exchange and interest rates, competition, consumers' disposable income, consumer preferences, social trends and marketing campaigns.

**Consumer Staples Sector Risk.** Companies in the consumer staples sector may be adversely affected by changes in the global economy, consumer spending, competition, demographics and consumer preferences and production spending. Companies in the consumer staples sector may also be affected by changes in global economic conditions, environmental and political events, the depletion of resources and government regulation. For example, government regulations may affect the permissibility of using various food additives and production methods of companies that make food products, which could affect company profitability. In addition, tobacco companies may be adversely affected by the adoption of proposed legislation and/or by litigation. Companies in the consumer staples sector also may be subject to risks pertaining to the supply of, demand for and prices of raw materials. The prices of raw materials fluctuate in response to a number of factors, including changes in government agricultural support programs, exchange rates, import and export controls, changes in international agricultural and trading policies and seasonal and weather conditions. Companies in the consumer staples sector may be subject to severe competition, which may also have an adverse impact on their profitability.

**Currency Risk.** The Fund's NAV is determined on the basis of the U.S. dollar and, therefore, the Fund may lose value if the local currency of a foreign market to which the Fund is exposed depreciates against the U.S. dollar, even if the local currency value of the Fund's holdings goes up. The Fund's assets will be invested in the securities of foreign issuers and the income received by the Fund may be in foreign currencies. The Fund will compute and expects to distribute its income in U.S. dollars, and the computation of income will be made on the date that the income is earned by the Fund at the foreign exchange rate in effect on that date. Any gain or loss attributable to fluctuations in exchange rates between the time the Fund accrues income or gain and the time the Fund converts such income or gain from a foreign currency to the dollar is generally treated as ordinary income or loss. Therefore, if the value of a foreign currency increases relative to the U.S. dollar between the accrual of income and the time at which the Fund converts the foreign currency to U.S. dollars,

## Additional Information About the Funds

the Fund will recognize ordinary income upon conversion. In such circumstances, if the Fund has insufficient cash in U.S. dollars to meet distribution requirements under the Internal Revenue Code of 1986, as amended (the “Code”), the Fund may be required to liquidate certain positions in order to make distributions. The liquidation of investments, if required, may also have an adverse impact on the Fund’s performance. Furthermore, the Fund may incur costs in connection with conversions between U.S. dollars and foreign currencies. Foreign exchange dealers realize a profit based on the difference between the prices at which they are buying and selling various currencies. Thus, a dealer normally will offer to sell a foreign currency to the Fund at one rate, while offering a lesser rate of exchange should the Fund desire immediately to resell that currency to the dealer.

The Fund will conduct its foreign currency exchange transactions either on a spot (*i.e.*, cash) basis at the spot rate prevailing in the foreign currency exchange market, or through forward, futures or options contracts to purchase or sell foreign currencies. The use of currency transactions could result in the Fund’s incurring losses as a result of the imposition of exchange controls, exchange rate regulation, suspension of settlements or the inability to deliver or receive a specified currency. Delays in converting or transferring U.S. dollars to foreign currencies for the purpose of purchasing foreign securities could leave the Fund with uninvested cash, may hinder the Fund’s performance, including because any delay could result in the Fund missing an investment opportunity and purchasing securities at a higher price than originally intended, or incurring cash drag. Delays in converting or transferring foreign currencies to U.S. dollars could also inhibit the Fund’s ability to meet shareholder redemptions or make distributions.

**Depository Receipts Risk.** The Fund may hold the securities of foreign companies in the form of depository receipts, including American Depositary Receipts (“ADRs”) and Global Depositary Receipts. Investing in depository receipts entails additional risks associated with foreign investments. The underlying securities of the depository receipts in the Fund’s portfolio are subject to fluctuations in foreign currency exchange rates that may affect the value of the Fund’s portfolio. In addition, the value of the securities underlying the depository receipts may change materially when the U.S. markets are not open for trading, which will affect the value of the depository receipts. Like direct investments in foreign securities, investments in depository receipts involve political and economic risks distinct from those associated with investing in the securities of U.S. issuers.

ADRs are U.S. dollar-denominated receipts representing shares of foreign-based corporations. ADRs are issued by U.S. banks or trust companies, and entitle the holder to all dividends and capital gains that are paid out on the underlying foreign shares. Investment in ADRs may be less liquid than the underlying shares in their primary trading market. “Sponsored” depository receipts are established jointly by a depository and the underlying issuer, whereas “unsponsored” depository receipts may be established by a depository without participation by the underlying issuer. Holders of an unsponsored depository receipt generally bear all the costs associated with establishing the unsponsored depository receipt. In addition, the issuers of the securities underlying unsponsored depository receipts are not obligated to disclose material information in the United States and, therefore, there may be less information available regarding such issuers and there may not be a correlation between such information and the market value of the depository receipts.

Depository receipts may also be unregistered and unlisted, and may be purchased in the public markets or restricted securities that can be offered and sold only to “qualified institutional buyers” under Rule 144A of the Securities Act of 1933, as amended (the “Securities Act”). If a particular investment in such ADRs becomes illiquid, that investment will be included within the Fund’s

## Additional Information About the Funds

limitation on investment in illiquid securities. Moreover, if adverse market conditions were to develop during the period between the Fund's decision to sell these types of ADRs and the point at which the Fund is permitted or able to sell such security, the Fund might obtain a price less favorable than the price that prevailed when it decided to sell or may be unable to sell it at all.

**Derivatives Risk.** Derivatives are financial instruments, such as swaps, futures, forwards, structured notes and options, whose values are based on the value of one or more reference assets, such as a security, asset, currency, interest rate or index. Derivatives involve risks different from, and possibly greater than, the risks associated with investing directly in securities and other more traditional investments. For example, derivatives involve the risk of mispricing or improper valuation and the risk that changes in the value of a derivative may not correlate perfectly with the reference asset(s). Derivative transactions can create investment leverage, which implicates risks greater than those associated with investing directly in a reference asset, because a small investment in a derivative can result in a large impact on the Fund and may cause the Fund to be more volatile.

Many derivative transactions are entered into "over-the-counter" (not on an exchange or contract market); as a result, the value of such a derivative transaction will depend on the ability and the willingness of the Fund's counterparty to perform its obligations under the transaction. If a counterparty were to default on its obligations, the Fund's contractual remedies against such counterparty may be subject to bankruptcy and insolvency laws, which could affect the Fund's rights as a creditor (e.g., the Fund may not receive the net amount of payments that it is contractually entitled to receive). A liquid secondary market may not always exist for the Fund's derivative positions at any time. If a derivative transaction is centrally cleared, it will be subject to the rules of the clearing exchange and subject to risks associated with the exchange.

Derivatives can be illiquid and imperfectly correlate with the reference asset(s), resulting in unexpected returns that could materially adversely affect the Fund. Some derivatives can have the potential for unlimited loss. Many derivatives are subject to segregation requirements, pursuant to which the Fund must segregate the market or notional value of the derivatives and which could impede the portfolio management of the Fund. It is possible that developments in the derivatives market, including ongoing or potential government regulation, could adversely affect the Fund's ability to enter into new derivatives agreements, terminate existing derivative agreements or to realize amounts to be received under such instruments.

**Counterparty Risk.** Because many derivatives are an obligation of the counterparty rather than a direct investment in the reference asset, the Fund may suffer losses potentially equal to, or greater than, the full value of the derivative if the counterparty fails to perform its obligations under the derivative agreement as a result of bankruptcy or otherwise. Any loss would result in a reduction in the NAV of the Fund and will likely impair the Fund's ability to achieve its investment objective. The counterparty risk associated with the Fund's investments may be greater than other funds because there are only a limited number of counterparties that are willing and able to enter into certain derivatives, such as swaps on onshore Chinese securities. If there are only a few potential counterparties, the Fund, subject to applicable law, may enter into swap transactions with as few as one counterparty at any time.

**Forward Currency Contracts Risk.** A forward foreign currency contract involves a negotiated obligation to purchase or sell a specific currency at a future date (with or without delivery required), which may be any fixed number of days from the date of the contract agreed upon by the parties, at a

## Additional Information About the Funds

price set at the time of the contract. Forward foreign currency contracts are not traded on exchanges; rather, a bank or dealer will act as agent or as principal in order to make or take future delivery, exposing the Fund to counterparty risk.

**Futures Risk.** In addition to the above, risks associated with the use of futures contracts include the following: (i) an imperfect correlation between movements in prices of futures contracts and movements in the value of the reference asset(s) it is designed to simulate; and (ii) the possibility of an illiquid secondary market for a futures contract and the resulting inability to close a position prior to its maturity date. When the Fund purchases or sells a futures contract, it is subject to daily variation margin calls that could be substantial. If the Fund has insufficient cash to meet daily variation margin requirements, it might need to sell securities at a time when such sales are disadvantageous.

**Leveraging Risk.** The Fund's investment in derivative instruments provide leveraged exposure. The Fund's investment in these instruments generally requires a small investment relative to the amount of investment exposure assumed. As a result, such investments may give rise to losses that exceed the amount invested in those instruments. The use of derivatives may expose the Fund to potentially dramatic losses (or gains) in the value of a derivative or other financial instrument and, thus, in the value the Fund's portfolio. The cost of investing in such instruments generally increases as interest rates increase, which will lower the Fund's return.

**Swaps Risk.** To the extent the Fund invests in swaps, it will be subject to the risk that the number of counterparties able to enter into swaps to provide exposure to a desired reference asset, such as onshore Chinese securities, may be limited. Swaps are of limited duration and there is no guarantee that swaps entered into with a counterparty will continue indefinitely. Accordingly, the duration of a swap depends on, among other things, the ability of the Fund to renew the expiration period of the relevant swap at agreed upon terms.

The risks of investing in swaps on onshore Chinese securities are compounded by the fact that at present there are only a limited number of potential counterparties willing and able to enter into swap transactions linked to the performance of onshore Chinese securities. To the extent a potential swap counterparty's access to onshore Chinese securities is reduced or eliminated due to actions by the Chinese government or as a result of transactions entered into by the counterparty with other investors, the counterparty's ability to continue to enter into swaps or other derivative transactions with the Fund may be reduced or eliminated, which could have a material adverse effect on the Fund. In addition, under the current regulations regarding onshore Chinese securities quotas of QFIs and RQFIs administered by SAFE, QFIs and RQFIs are prohibited from transferring or selling their quotas to any third party. However, there is uncertainty over how this prohibition is implemented. Therefore, subject to interpretation by SAFE, QFIs and RQFIs may be limited or prohibited from providing the Fund access to onshore Chinese securities quotas by entering into swap or other derivative transactions, which, in turn, could adversely affect the Fund.

**Emerging Markets Risk.** Investments in developing or emerging markets issuers involve additional risks relating to political, economic, or regulatory conditions not associated with investments in U.S. securities and instruments. For example, in comparison with developed markets, developing and emerging markets may be subject to greater market volatility; greater risk of asset seizures and capital controls; lower trading volume and liquidity; greater social, political and economic uncertainty; governmental controls on foreign investments and limitations on repatriation of invested capital; greater risk of market shutdown; lower disclosure, corporate governance, auditing and financial

## Additional Information About the Funds

reporting standards; fewer protections of property rights; restrictions on the transfer of securities or currency; and settlement and trading practices that differ from U.S. or developed markets. Shareholder claims and legal remedies that are common in the United States may be difficult or impossible to pursue in many emerging market countries. In addition, due to jurisdictional limitations, matters of comity and various other factors, U.S. authorities may be limited in their ability to bring enforcement actions against non-U.S. companies and non-U.S. persons in certain emerging market countries. Most emerging market companies are not subject to the uniform accounting, auditing and financial reporting requirements applicable to issuers in the United States, which may impact the availability and quality of information about emerging market issuers. Additionally, in times of market stress, regulatory authorities of different emerging market countries may apply varying techniques and degrees of intervention. Securities of issuers traded on foreign exchanges may be suspended, either by the issuers themselves, by an exchange, or by governmental authorities. The likelihood of such suspensions may be higher for securities of issuers in emerging or less-developed market countries than in countries with more developed markets. Trading suspensions may be applied from time to time to the securities of individual issuers for reasons specific to that issuer, or may be applied broadly by exchanges or governmental authorities in response to market events. Suspensions may last for significant periods of time, during which trading in the securities and in instruments that reference the securities, such as derivative instruments, may be halted. Each of these factors may impact the ability of the Fund to buy, sell or otherwise transfer securities, adversely affect the trading market and price for Fund shares, and cause the Fund to decline in value.

The economies of emerging markets, and China in particular, may be heavily reliant upon international trade and may suffer disproportionately if international trading declines or is disrupted.

**Environmental Issuers Risk.** Issuers engaged in environmentally beneficial business lines may be difficult to identify and investments in them may be volatile. They may be highly dependent upon government subsidies, contracts with government entities, and the successful development of new and proprietary technologies. In addition, seasonal weather conditions, fluctuations in supply of and demand for clean energy products, and international political events may cause fluctuations in the performance of these issuers and the prices of their securities. Other countries, including the U.S., may take steps against Chinese companies engaged in environmentally beneficial services and products, such as through the imposition of tariffs and anti-dumping duties. Even companies that are deemed to be involved in environmentally beneficial services and products in China may not compare favorably with respect to their environmental practices and impact as issuers of other countries.

**Equity Securities Risk.** Equity securities are subject to volatile changes in value that may be attributable to market perception of a particular issuer or to general stock market fluctuations that affect all issuers. Investments in equity securities are subject to volatile changes in market value and their values may be more volatile than investments in other asset classes. In the event of liquidation, equity securities are generally subordinate in rank to debt and other securities of the same issuer.

**ESG Risk.** Issuers with businesses with high ESG ratings may be difficult to identify and investments in them may be volatile. Even companies with high ESG ratings may not necessarily compare favorably with respect to the ESG practices of other issuers. The ESG investment strategy limits the types and number of investment opportunities available and, as a result, the strategy may underperform other strategies that do not have an ESG focus. The ESG investment strategy may result in the Fund's investing in securities or industry sectors that underperform the market as a whole or underperform

## Additional Information About the Funds

other funds screened for ESG standards. Investing based on ESG criteria is qualitative and subjective by nature and there is no guarantee that the criteria used by the Fund will reflect the beliefs or values of any particular investor.

**ETF Risk.** As an ETF, the Fund is subject to the following risks:

**Authorized Participants Concentration Risk.** The Fund has a limited number of financial institutions that may act as Authorized Participants. To the extent they exit the business or are otherwise unable to proceed in creation and redemption transactions with the Fund and no other Authorized Participant is able to step forward to create or redeem, shares of the Fund may be more likely to trade at a premium or discount to NAV and possibly face trading halts or delisting. Authorized Participant concentration risk may be heightened for exchange-traded funds ("ETFs"), such as the Fund, that invest in securities issued by non-U.S. issuers or other securities or instruments that have lower trading volumes.

**Cash Transactions Risk.** Like other ETFs, the Fund sells and redeems its shares only in large blocks called Creation Units and only to Authorized Participants. Unlike most other ETFs, however, the Fund expects to effect its creations and redemptions at least partially or fully for cash, rather than in-kind securities.

Other ETFs generally are able to make in-kind redemptions and avoid realizing gains in connection with redemption requests. Effecting redemptions for cash may cause the Fund to sell portfolio securities in order to obtain the cash needed to distribute redemption proceeds. Such dispositions may occur at an inopportune time, resulting in potential losses to the Fund or difficulties in meeting shareholder redemptions, and involve transaction costs. If the Fund recognizes gain on these sales, this generally will cause the Fund to recognize gain it might not otherwise have recognized if it were to distribute portfolio securities in-kind or to recognize such gain sooner than would otherwise have been required. The Fund generally intends to distribute these gains to shareholders to avoid being taxed on this gain at the Fund level and otherwise comply with the special tax rules that apply to it. This strategy may cause shareholders to be subject to tax on gains they would not otherwise be subject to, or at an earlier date than, if they had made an investment in another ETF.

In addition, cash transactions may have to be carried out over several days if the securities market in which the Fund is trading is less liquid and may involve considerable transaction expenses and taxes. These brokerage fees and taxes, which will be higher than if the Fund sold and redeemed its shares principally in-kind, may be passed on to purchasers and redeemers of Creation Units in the form of creation and redemption transaction fees. However, the Fund has capped the total fees that may be charged in connection with the redemption of Creation Units at 2% of the value of the Creation Units redeemed. To the extent transaction and other costs associated with a redemption exceed that cap, those transaction costs will be borne by the Fund's remaining shareholders. These factors may result in wider spreads between the bid and the offered prices of the Fund's shares than for other ETFs.

**International Closed Market Trading Risk.** To the extent the Fund's investments trade in markets that are closed when the Fund and Exchange are open, there are likely to be deviations between current pricing of an underlying security and the prices at which the underlying securities are valued for purposes of the Fund's NAV. As a result, Shares may appear to trade at a significant discount or premium to NAV greater than those incurred by other ETFs. In addition, shareholders may not be able to purchase or redeem their shares of the Fund, or purchase or sell shares of the Fund on the Exchange, on days when the NAV of the Fund could be significantly affected by events in the relevant non-U.S. markets.



## Additional Information About the Funds

**Premium/Discount Risk.** The NAV of the Fund's shares will generally fluctuate with changes in the market value of the Fund's securities holdings. The market prices of Fund shares will generally fluctuate in accordance with changes in the Fund's NAV and supply and demand of shares on the secondary market. It cannot be predicted whether Fund shares will trade below (at a discount), at or above (at a premium) their NAV. As a result, shareholders of the Fund may pay more than NAV when purchasing shares and receive less than NAV when selling Fund shares. This risk is heightened in times of market volatility or periods of steep market declines. In such market conditions, market or stop-loss orders to sell Fund shares may be executed at market prices that are significantly below NAV. Price differences may be due, in part, to the fact that supply and demand forces at work in the secondary trading market for shares may be closely related to, but not identical to, the same forces influencing the prices of the securities of the Underlying Index trading individually. The market prices of Fund shares may deviate significantly from the NAV of the shares during periods of market volatility or if the Fund's holdings are or become more illiquid. Disruptions to creations and redemptions may result in trading prices that differ significantly from the Fund's NAV. In addition, market prices of Fund shares may deviate significantly from the NAV if the number of Fund shares outstanding is smaller or if there is less active trading in Fund shares. Investors purchasing and selling Fund shares in the secondary market may not experience investment results consistent with those experienced by those creating and redeeming directly with the Fund.

**Secondary Market Trading Risk.** Investors buying or selling shares in the secondary market will normally pay brokerage commissions, which are often a fixed amount and may be a significant proportional cost for investors buying or selling relatively small amounts of shares. In addition, secondary market investors will incur the cost of the difference between the price that an investor is willing to pay for shares (the bid price) and the price at which an investor is willing to sell shares (the ask price). This difference in bid and ask prices is often referred to as the "spread" or "bid-ask spread." The bid-ask spread, which increases the cost of purchasing and selling Fund shares, varies over time for shares based on trading volume and market liquidity, and is generally lower if the Fund's shares have more trading volume and market liquidity and higher if the Fund's shares have little trading volume and market liquidity. Increased market volatility may cause increased bid-ask spreads.

Although Fund shares are listed for trading on the Exchange, there can be no assurance that an active trading market for such shares will develop or be maintained or that the Fund's shares will continue to be listed. Trading in Fund shares may be halted due to market conditions or for reasons that, in the view of the Exchange, make trading in shares inadvisable. In addition, trading in shares is subject to trading halts caused by extraordinary market volatility pursuant to Exchange "circuit breaker" rules. There can be no assurance that the requirements of the Exchange necessary to maintain the listing of any Fund will continue to be met or will remain unchanged or that the shares will trade with any volume, or at all.

**ETF Risk – New Fund Risk.** If the Fund does not grow large in size once it commences trading, it will be at greater risk than larger funds of wider bid-ask spreads for its shares, trading at a greater premium or discount to NAV, liquidation and/or a trading halt.

**ETF Risk – Small Fund Risk.** The Fund is small and does not yet have a significant number of shares outstanding. Small funds are at greater risk than larger funds of wider bid-ask spreads for its shares, trading at a greater premium or discount to NAV, liquidation and/or a trading halt. The Fund also is subject to the continued listing standards of the Exchange, with which the Fund must comply in order to continue being listed on the Exchange. Among other requirements, the continued listing standards require a minimum number of shareholders.



## Additional Information About the Funds

**Financials Sector Risk.** Companies in the financials sector may be subject to extensive government regulation that affects the scope of their activities, the prices they can charge and the amount of capital they must maintain. The profitability of companies in the financials sector may be adversely affected by increases in interest rates. The profitability of companies in the financials sector may be adversely affected by loan losses, which usually increase in economic downturns. In addition, the financials sector in certain countries is undergoing numerous changes, including continuing consolidations, development of new products and structures and changes to its regulatory framework, which may have an impact on the issuers included in the Fund. Furthermore, increased government involvement in the financials sector, including measures such as taking ownership positions in financial institutions, could result in a dilution of the Fund's investments in financial institutions.

**Fixed Income Securities Risk.** Investing in fixed income securities subjects the Fund to the following risks:

**Call Risk.** If interest rates fall, it is possible that issuers of callable securities with high interest coupons will "call" (or prepay) their bonds before their maturity date. If an issuer exercised such a call during a period of declining interest rates, the Fund may have to replace such called security with a lower yielding security. If that were to happen, the Fund's net investment income could fall.

**Credit Risk.** The Fund could lose money if the issuer of a fixed income security is unable to meet its repayment obligations in a timely manner, or if negative perceptions of the issuer's ability to make such payments cause the price of the bond to decline. Certain credit ratings agencies have recently downgraded various Chinese issuers and/or issued negative outlooks for them. Debt issued by Chinese provinces and municipalities and the majority of Chinese government-related enterprises is not guaranteed by the PRC government.

**Income Risk.** The Fund's income may decline due to falling interest rates. During a period of falling interest rates, income risk is generally higher for short term bond funds, moderate for intermediate term bond funds and low for long term bond funds. Therefore, investors should expect a Fund's income to fluctuate accordingly.

**Interest Rate Risk.** Interest rate risk is the risk that the securities in the Fund's portfolio will decline in value because of increases in market interest rates. Fixed income securities with longer durations tend to be more sensitive to changes in interest rates, usually making them more volatile than debt securities with shorter durations. Duration is a measure of a fixed income security's sensitivity to changes in interest rates. For every 1% change in interest rates, a bond's price generally changes approximately 1% in the opposite direction for every year of duration. For example, if a portfolio of fixed income securities has an average weighted duration of three years, its value can be expected to fall about 3% if interest rates rise by 1%. Conversely, the portfolio's value can be expected to rise approximately 3% if interest rates fall by 1%. Unlike maturity, which considers only the date on which the final repayment of principal will be made, duration takes account of interim payments made during the life of the security. Duration is typically not equal to maturity. Interest rates have recently been historically low but have recently increased and may continue to increase, potentially quickly and significantly, thereby heightening the Fund's exposure to the risks associated with rising rates.

**Issuer Risk.** There may be economic or political changes that impact the ability of issuers to repay principal and to make interest payments on securities. Changes to the financial condition or credit rating of issuers may also adversely affect the value of the Fund's securities.

## Additional Information About the Funds

**Pay-In-Kind and Step-Up Coupon Securities Risk.** A pay-in-kind security pays no interest in cash to its holder during its life. Similarly, a step-up coupon security is a debt security that may not pay interest for a specified period of time and then, after the initial period, may pay interest at a series of different rates. Accordingly, pay-in kind and step-up coupon securities will be subject to greater fluctuations in market value in response to changing interest rates than debt obligations of comparable maturities that make current, periodic distribution of interest in cash.

**Perpetual Bonds Risk.** Perpetual bonds offer a fixed return with no maturity date. Because they never mature, perpetual bonds can be more volatile than other types of bonds that have a maturity date and may be more sensitive to changes in interest rates. If market interest rates rise significantly, the interest rate paid by a perpetual bond may be much lower than the prevailing interest rate. Perpetual bonds are also subject to credit risk with respect to the issuer. In addition, because perpetual bonds may be callable after a set period of time, there is the risk that the issuer may recall the bond, which may require the Fund to reinvest the proceeds in lower yielding securities.

**Reinvestment Risk.** The Fund's performance may be adversely impacted when interest rates fall because the Fund must invest in lower-yielding bonds as bonds in its portfolio mature.

**Subordinated Obligations Risk.** Payments under some debt may be structurally subordinated to other existing and future liabilities and obligations of an issuer of debt. Claims of creditors of subordinated debt will have less priority as to the assets of the issuer and its creditors who seek to enforce the terms of the debt. Certain debt may not contain any restrictions on the ability of the issuers to incur additional unsecured indebtedness.

**Variable and Floating Rate Securities Risk.** During periods of increasing interest rates, changes in the coupon rates of variable or floating rate securities may lag behind the changes in market rates or may have limits on the maximum increases in coupon rates. Alternatively, during periods of declining interest rates, the coupon rates on such securities will typically readjust downward resulting in a lower yield. Floating rate notes are generally subject to legal or contractual restrictions on resale, may trade infrequently, and their value may be impaired when the Fund needs to liquidate such securities.

**Foreign Investment Risk.** Foreign investments may involve higher costs than U.S. investments, including higher transaction and custody costs as well as the imposition of additional taxes by foreign governments. Foreign investments may also involve risks associated with currency exchange rates, less complete financial information, less market liquidity, more market volatility and political and economic instability. Future political and economic developments, the possible seizure or nationalization of foreign holdings, the possible establishment of exchange controls or freezes on the convertibility of currency, or the adoption of other governmental restrictions might adversely affect an investment in foreign securities. Additionally, foreign investments may be subject to less stringent regulation, and to different accounting, auditing, recordkeeping, financial reporting, and investor protection requirements. The value of foreign investments may change materially when the U.S. markets are not open for trading.

Income from non-U.S. investments, including gains on the sale of such investments, may be subject to foreign taxes. Even if the Fund qualifies to pass these taxes through to shareholders, the ability to claim a credit for such taxes may be limited, particularly in the case of taxes on capital gains.

Foreign markets may have clearance and settlement procedures that make it difficult for the Fund to buy and sell securities. This could result in a loss to the Fund by causing the Fund to be unable to

## Additional Information About the Funds

dispose of an investment or to miss an attractive investment opportunity, or by causing the Fund's assets to be uninvested for some period of time, or cause the Fund to face delays or difficulties in meeting redemptions.

**Foreign Securities Risk.** Investment in foreign securities may involve higher costs than investment in U.S. securities, including higher transaction and custody costs as well as the imposition of additional taxes by foreign governments. Foreign investments may also involve risks associated with currency exchange rates, less complete financial information about the issuers, less market liquidity, more market volatility and political and economic instability. Future political and economic developments, the possible imposition of withholding taxes on dividend income, the possible seizure or nationalization of foreign holdings, the possible establishment of exchange controls or freezes on the convertibility of currency, or the adoption of other governmental restrictions might adversely affect an investment in foreign securities. Additionally, foreign issuers, especially issuers in emerging markets, may be subject to less stringent regulation, and to different accounting, auditing, recordkeeping, financial reporting, and investor protection requirements. Investments in foreign securities typically are less liquid than investments in U.S. securities. The value of foreign securities may change materially when the U.S. markets are not open for trading.

Income from securities of non-U.S. issuers, including gains on the sale of such securities, may be subject to foreign taxes, which would be the responsibility of the Fund. Even if the Fund qualifies to pass these taxes through to shareholders, the ability to claim a credit for such taxes may be limited, particularly in the case of taxes on capital gains.

Foreign markets may have clearance and settlement procedures that make it difficult for the Fund to buy and sell securities. This could result in a loss to the Fund by causing the Fund to be unable to dispose of an investment or to miss an attractive investment opportunity, or by causing the Fund's assets to be uninvested for some period of time, or cause the Fund to face delays or difficulties in meeting shareholder redemptions.

From time to time, certain of the issuers of securities purchased by the Fund may operate in, or have dealings with, countries that may become subject to sanctions or embargoes imposed by the U.S. Government and the United Nations and/or countries identified by the U.S. Government as state sponsors of terrorism. A company may suffer damage to its reputation and value if it is identified as such a company. Any Fund investment in such companies will be indirectly subject to those risks.

**Frontier Markets Risk.** Frontier market countries generally have smaller economies and less developed capital markets or legal, regulatory and political systems than traditional emerging market countries. As a result, the risks of investing in emerging market countries are magnified in frontier market countries. The magnification of risks are the result of (1) the potential for extreme price volatility and illiquidity in frontier markets; (2) government ownership or control of parts of the private sector or other protectionist measures; (3) large currency fluctuations; (4) fewer companies and investment opportunities; or (5) inadequate investor protections and regulatory enforcement. In certain frontier and emerging markets, fraud and corruption may be more prevalent than in developed market countries. Investments that the Fund holds may be exposed to these risks, which could have a negative impact on their value. Additional risks of frontier market securities may include: greater political instability (including the risk of war or natural disaster); increased risk of nationalization, expropriation, or other confiscation of assets of issuers to which the Fund is exposed; increased risk of embargoes or economic sanctions on a country, sector or issuer; greater risk of default (by both government and private issuers); more substantial governmental involvement in the economy; less

## Additional Information About the Funds

governmental supervision and regulation; differences in, or lack of, auditing and financial reporting standards, which may result in unavailability of material information about issuers; less developed legal systems; inability to purchase and sell investments or otherwise settle security or derivative transactions (i.e., a market freeze); unavailability of currency hedging techniques; slower clearance and settlement; difficulties in obtaining and/or enforcing legal judgments; and significantly smaller market capitalizations of issuers.

**Futures Strategy Risk.** Successful use of futures contracts draws upon the Adviser's skill and experience with respect to such instruments and is subject to special risk considerations. The primary risks associated with the use of futures contracts include: (a) an imperfect correlation between the change in market value of the reference asset and the price of the futures contract; (b) possible lack of a liquid secondary market for a futures contract and the resulting inability to close a futures contract when desired; (c) losses caused by unanticipated market movements, which are potentially unlimited; (d) the inability to predict correctly the direction of market prices, interest rates, currency exchange rates and other economic factors; and (e) if the Fund has insufficient cash, it may have to sell securities from its portfolio to meet daily variation margin requirements, and the Fund may have to sell securities at a loss.

As a futures contract the Fund owns approaches its settlement date, the Fund may sell that futures contract and reinvest the proceeds in a similar contract with a more distant settlement date. This process is referred to as "rolling" a futures contract. The successful use of such a strategy depends upon the Adviser's skill and experience. Although the Fund will attempt to roll from an expiring futures contract to another contract that the Adviser believes will generate the greatest yield for the Fund, the Fund nevertheless may incur a cost to "roll" the contract. In a commodity futures market where current month expiring contracts trade at a lower price than next month's contract, a situation referred to as "contango," absent the impact of the overall movement in commodity prices, the Fund may experience an adverse impact because it would be selling less expensive contracts and buying more expensive contracts. In the event of a prolonged period of contango, and absent the impact of rising or falling commodity prices, there could be a significant negative impact on the Fund when it "rolls" its futures contract positions.

Investment in exchange-traded futures contracts may expose the Fund to the risks of a clearing broker (or a futures commission merchant ("FCM")). Under current regulations, a clearing broker or FCM maintains customers' assets in a bulk segregated account. There is a risk that Fund assets deposited with the clearing broker to serve as margin may be used to satisfy the broker's own obligations or the losses of the broker's other clients. In the event of default, the Fund could experience lengthy delays in recovering some or all of its assets and may not see any recovery at all.

**Geographic Focus Risk.** The Fund's investments are expected to be focused in a particular country, countries, or region to the same extent as the Underlying Index and therefore the Fund may be susceptible to adverse market, political, regulatory, and geographic events affecting that country or region. Such geographic focus also may subject the Fund to a higher degree of volatility than a more geographically diversified funds.

**Germany Risk.** Investment in German issuers subjects the Fund to legal, regulatory, political, currency, security, and economic risks specific to Germany. Recently, new concerns have emerged in relation to the economic health of the European Union. These concerns have led to downward pressure on the earnings of certain European issuers, including German financial services companies. Secessionist movements, such as the Catalan movement in Spain, may have an adverse effect on the German

## Additional Information About the Funds

economy. The German economy is dependent to a significant extent on the economies of certain key trading partners, including the Netherlands, China, United States, United Kingdom, France, Italy and other European countries. Reduction in spending on German products and services, or changes in any of its key trading partners' economies may have an adverse impact on the German economy. Recent developments in relations between the United States and its trading partners have heightened concerns of increased tariffs and restrictions on trade between the countries. An increase in tariffs or trade restrictions, or even the threat of such developments, could lead to a significant reduction in international trade, which could have a negative impact on Germany's export industry and a commensurately negative impact on the Fund. In addition, heavy regulation of labor, energy and product markets in Germany may have an adverse impact on German issuers. Such regulations may negatively impact economic growth or cause prolonged periods of recession.

**Healthcare Sector Risk.** The profitability of companies in the healthcare sector may be affected by extensive government regulation, restrictions on government reimbursement for medical expenses, rising or falling costs of medical products and services, pricing pressure, an increased emphasis on outpatient services, a limited number of products, industry innovation, changes in technologies and other market developments. Healthcare companies are subject to competitive forces that may make it difficult to raise prices and, in fact, may result in price discounting.

Many healthcare companies are heavily dependent on patent protection and the actual or perceived safety and efficiency of their products. Patents have a limited duration, and, upon expiration, other companies may market substantially similar (i.e., "generic") products that are typically sold at a lower price than the patented product. The introduction of a generic product to the market can cause the original developer to lose market share and/or reduce the price of the product, resulting in lower profits for the original developer. As a result, the expiration of patents may adversely affect the profitability of these companies.

In addition, because the products and services of many companies in the healthcare sector affect the health and well-being of many individuals, these companies are particularly susceptible to extensive litigation based on product liability and similar claims.

Many new products in the healthcare sector may be subject to regulatory approvals. The process of obtaining such approvals may be long and costly, which can result in increased development costs, delayed cost recovery and loss of competitive advantage to the extent that rival companies have developed competing products or procedures, adversely affecting the company's revenues and profitability. In other words, delays in the regulatory approval process may limit the opportunity for a company to profit from a new product or to bring a new product to market, which could adversely affect a company's business. Healthcare companies may also be strongly affected by scientific biotechnology or technological developments, and their products may quickly become obsolete. Also, many healthcare companies offer products and services that are subject to extensive governmental regulation and may be adversely affected by changes to governmental policies or laws, including cost control, national health insurance, incentives for compensation in the provision of healthcare services, tax incentives and penalties related to healthcare insurance premiums and promotion of prepaid healthcare plans.

**Hedging Risk.** The Fund's hedging strategies may not be successful, and even if they are successful, the Fund's exposure to RMB is not expected to be fully hedged at all times. Because the Fund's currency hedges are reset on a monthly basis, positions held longer than one month will not be hedged as of the initial investment date and will only be hedged as of the most recent one-month

## Additional Information About the Funds

forward reset date. Hedging transactions may not perfectly offset actual fluctuations in the exchange rate between RMB and the U.S. dollar, including because currency exchange rates are volatile. Additionally, if the RMB appreciates in value relative to the U.S. Dollar, the Fund's returns will be lower than they would be if the Fund's currency exposure were not hedged.

**High Portfolio Turnover Risk.** The Fund may incur high turnover rates. This may increase the Fund's brokerage commission costs. The performance of the Fund could be negatively impacted by the increased brokerage commission costs incurred by the Fund. Rapid portfolio turnover also exposes shareholders to a higher current realization of net short-term capital gains, distributions of which would generally be taxed to you as ordinary income and thus cause you to pay higher taxes.

**High Yield and Unrated Securities Risk.** Securities that are unrated or rated below investment grade (or "junk bonds") are subject to greater risk of loss of income and principal (e.g., default) than rated securities, particularly highly rated securities. Junk bonds are inherently speculative. The prices of unrated and high yield securities are generally more sensitive to adverse economic changes and individual issuer developments than highly rated securities. Also, the secondary market for such securities may be less liquid than the markets for rated and/or higher quality securities. As a result, during periods of economic uncertainty, their prices may be more volatile, which may cause the net asset value of the Fund to fluctuate.

**Hong Kong Risk.** As part of Hong Kong's transition from British to Chinese sovereignty in 1997, China agreed to allow Hong Kong to maintain a high degree of autonomy with regard to its political, legal and economic systems for a period of at least 50 years. China controls matters that relate to defense and foreign affairs. Under the agreement, China does not tax Hong Kong, does not limit the exchange of the Hong Kong dollar for foreign currencies and does not place restrictions on free trade in Hong Kong. However, there is no guarantee that China will continue to honor the agreement and China may change its policies regarding Hong Kong at any time. Any such change may adversely affect market conditions and the performance of Chinese and Hong Kong issuers and, thus, the value of securities in the Fund's portfolio. The economy of Hong Kong has few natural resources and any fluctuation or shortage in the commodity markets could have a significant adverse effect on the Hong Kong economy. Hong Kong is also heavily dependent on international trade and finance. Additionally, the continuation and success of the current political, economic, legal and social policies of Hong Kong is dependent on and subject to the control of the Chinese government.

**Industrials Sector Risk.** The industrials sector includes companies engaged in the manufacture and distribution of capital goods, such as those used in defense, construction and engineering, companies that manufacture and distribute electrical equipment and industrial machinery and those that provide commercial and transportation services and supplies. Companies in the industrials sector may be adversely affected by changes in government regulation, world events and economic conditions. Government regulation may in particular affect the aerospace and defense companies, which rely to a significant extent on government demand for their products and services. Transportation companies, another component of the industrials sector, are subject to sharp price movements resulting from changes in the economy, fuel prices, labor agreements and insurance costs.

**Information Technology Sector Risk.** Market or economic factors impacting information technology companies and companies that rely heavily on technology advances could have a major effect on the value of stocks in the information technology sector. The value of stocks of technology companies and companies that rely heavily on technology is particularly vulnerable to rapid changes in technology product cycles, rapid product obsolescence, government regulation and competition,

## Additional Information About the Funds

both domestically and internationally, including competition from competitors with lower production costs. Information technology companies and companies that rely heavily on technology, especially those of smaller, less-seasoned companies, tend to be more volatile than the overall market. Information technology companies are heavily dependent on patent and intellectual property rights, the loss or impairment of which may adversely affect profitability. Additionally, companies in the information technology sector may face dramatic and often unpredictable changes in growth rates and competition for the services of qualified personnel.

**Internet Companies Risk.** Investments in Internet companies may be volatile. Internet companies are subject to intense competition, the risk of product obsolescence, changes in consumer preferences and legal, regulatory and political changes. They are also especially at risk of hacking and other cybersecurity events. In addition, it can be difficult to determine what qualifies as an Internet company.

**Investments in Investment Companies Risk.** The Fund may purchase shares of investment companies, such as ETFs, unit investment trusts, closed-end investment companies and foreign investment companies, including those that are advised, sponsored or otherwise serviced by Krane and/or its affiliates, to gain exposure to particular component securities of the Underlying Index or when such investments present a more cost efficient alternative to investing directly in securities. When the Fund invests in an investment company, in addition to directly bearing the expenses associated with its own operations, it will bear a pro rata portion of the underlying fund's expenses. An investor in the Fund may receive taxable gains as a result of an underlying fund's portfolio transactions in addition to the taxable gains attributable to the Fund's transactions in shares of the underlying fund. Further, in part because of these additional expenses, the performance of an investment company may differ from the performance the Fund would achieve if it invested directly in the underlying investments of the investment company. In addition, while the risks of owning shares of an investment company generally reflect the risks of owning the underlying investments of the investment company, the Fund may be subject to additional or different risks than if the Fund had invested directly in the underlying investments. For example, shares of an ETF are traded at market prices, which may vary from the NAV of its underlying investments. Also, the lack of liquidity in an ETF can contribute to the increased volatility of its value in comparison to the value of the underlying portfolio securities. To the extent that the Fund invests in investment companies or other pooled investment vehicles that are not registered pursuant to the 1940 Act, including foreign investment companies, it will not enjoy the protections of the 1940 Act. In addition, to the extent the Fund invests in other investment companies, including ETFs, sponsored, advised or otherwise serviced by Krane, its sub-adviser, as applicable, or their affiliates, they may be subject to conflicts of interest in allocating Fund assets, particularly if they are paid an advisory fee both by the Fund and the fund in which the Fund invests.

**IPO Risk.** Securities offered in initial public offerings (IPOs) are subject to many of the same risks of investing in companies with smaller market capitalizations and often to a heightened degree. Securities issued in IPOs have no trading history, and information about the companies may be available for very limited periods. In addition, the prices of securities sold in IPOs may be highly volatile. At any particular time or from time to time, the Fund may not be able to invest in securities issued in IPOs, or invest to the extent desired, because, for example, only a small portion (if any) of the securities being offered in an IPO may be made available to the Fund. In addition, under certain market conditions, a relatively small number of companies may issue securities in IPOs. The investment performance of the Fund during periods when it is unable to invest significantly or at all



## Additional Information About the Funds

in IPOs may be lower than during periods when the Fund is able to do so. In addition, as the Fund increases in size, the impact of IPOs on the Fund's performance will generally decrease.

**Japan Risk.** The Japanese economy is heavily dependent upon international trade and may be subject to considerable degrees of economic, political and social instability, which could negatively affect the Fund. The Japanese yen has fluctuated widely during recent periods and may be affected by currency volatility elsewhere in Asia, especially Southeast Asia. In addition, the yen has had a history of unpredictable and volatile movements against the U.S. dollar. The performance of the global economy could have a major impact upon equity returns in Japan. Since the mid-2000s, Japan's economic growth has remained relatively low. A recent economic recession was likely compounded by an unstable financial sector, low domestic consumption, and certain corporate structural weaknesses, which remain some of the major issues facing the Japanese economy. Japan has also experienced natural disasters, such as earthquakes and tidal waves, of varying degrees of severity, which could negatively affect the Fund.

**Large Capitalization Company Risk.** Investments in large capitalization companies may go in and out of favor based on market and economic conditions and may underperform other market segments. Some large capitalization companies may be unable to respond quickly to new competitive challenges and attain the high growth rate of successful smaller companies, especially during extended periods of economic expansion. As such, returns on investments in stocks of large capitalization companies could trail the returns on investments in stocks of small and mid capitalization companies.

**Liquidity Risk.** The Fund's investments are subject to liquidity risk, which exists when an investment is or becomes difficult to purchase or sell at a reasonable time and price. If a transaction is particularly large or if the relevant market is or becomes illiquid, it may reduce the potential returns of the Fund because it may be unable to sell the illiquid securities at an advantageous time or price, which may cause the Fund to suffer significant losses and difficulties in meeting redemptions. This is especially true given the limited number of market participants in certain markets in which the Fund may invest. Certain countries in which the Fund may invest may be subject to extended settlement delays and/or foreign holidays, during which the Fund will unlikely be able to convert such holdings to cash and may make it additionally difficult for the Fund to meet redemptions in a timely fashion.

Market developments may cause the Fund's investments to become less liquid and subject to erratic price movements, and may also cause the Fund to encounter difficulties in timely honoring redemptions, especially if market events cause an increased incidence of shareholder redemptions. If a number of securities held by the Fund stop trading or become illiquid, it may have a cascading effect and cause the Fund to halt trading. Volatility in market prices will increase the risk of the Fund being subject to a trading halt.

To the extent that an investment is deemed to be an illiquid investment or a less liquid investment, a Fund can expect to be exposed to greater liquidity risk.

**Management Risk.** To the extent the Fund may not fully replicate the Underlying Index and may hold less than the total number of securities in the Underlying Index, the Fund is subject to management risk. This is the risk that Krane or its sub-adviser's, as applicable, security selection process, which is subject to a number of constraints, may not produce the intended results. Alternatively, to the extent Krane or its sub-adviser, as applicable, determines to manage the Fund by replicating the Underlying Index, it is likely to experience higher portfolio turnover and brokerage costs, which erode performance.



## Additional Information About the Funds

**Market Risk.** The values of the Fund's holdings could decline generally or could underperform other investments. Market fluctuations could be caused by such factors as economic and political developments, changes in interest rates and perceived trends in securities prices. Recent developments in relations between the United States and its trading partners have heightened concerns of increased tariffs and restrictions on trade between the U.S. and other countries. An increase in tariffs or trade restrictions, or even the threat of such developments, could lead to a significant reduction in international trade, which could have a negative impact on the world's export industry and a commensurately negative impact on financial markets. Different types of securities tend to go through cycles of outperformance and under-performance in comparison to the general securities markets. In addition, securities may decline in value due to factors affecting a specific issuer, market or securities markets generally. Therefore, the Fund is susceptible to the risk that certain holdings may be difficult or impossible to sell at a favorable time or price.

Turbulence in the financial markets and reduced liquidity in equity, credit and fixed-income markets may negatively affect issuers worldwide, which could have an adverse effect on the Fund. The Federal Reserve and other domestic and foreign government agencies may attempt to stabilize the global economy. These actions may expose markets to heightened volatility and may reduce liquidity for certain Fund investments, causing the value of the Fund's investments and share price to decline. To the extent that the Fund experiences high redemptions because of these actions, the Fund may experience increased portfolio turnover, which will increase the costs that the Fund incurs and will lower the Fund's performance.

Geopolitical risks, including terrorism, tensions or open conflict between nations, or political or economic dysfunction within some nations that are major players on the world stage or major producers of oil, may lead to overall instability in world economies and markets generally and have led, and may in the future lead, to increased market volatility and may have adverse long-term effects. Similarly, environmental and public health risks, such as natural disasters or pandemics/epidemics, or widespread fear that such events may occur, may impact markets adversely and cause market volatility in both the short- and long-term.

Certain illnesses spread rapidly and have the potential to significantly and adversely affect the global economy. Epidemics and/or pandemics have and may further result in, among other things, closing borders, enhanced health screenings, healthcare service preparation and delivery, quarantines, cancellations, disruptions to supply chains and customer activity, as well as general concern and uncertainty. The impact of such epidemics and/or pandemics that may arise in the future, have the potential to affect the economies of many nations, individual companies and the global securities and commodities markets, including liquidity, in ways that cannot necessarily be foreseen at the present time. The impact of infectious diseases in developing or emerging market countries may be greater due to less established health care systems. Health crises caused by the recent coronavirus outbreak may exacerbate other preexisting political, social and economic risks in certain countries. The impact of the outbreak may be short term or may last for an extended period of time and may have material adverse impacts on a Fund.

**Materials Sector Risk.** Companies in the materials sector may be adversely affected by commodity price volatility, exchange rates, import controls, increased competition, depletion of resources, over-production, technical progress, labor relations, litigation and government regulations, among other factors. Also, companies in the materials sector are at risk of liability for environmental damage and product liability claims. Production of materials may exceed demand as a result of market imbalances or economic downturns, leading to poor investment returns.

## Additional Information About the Funds

**Mid-Capitalization Company Risk.** Investing in the securities of medium capitalization companies involves greater risk and the possibility of greater price volatility than investing in larger capitalization companies and more established companies. Since medium-sized companies may have limited operating histories, product lines and financial resources, the securities of these companies may lack sufficient market liquidity and can be sensitive to expected changes in interest rates, borrowing costs and earnings.

**Non-Diversified Fund Risk.** Because the Fund is non-diversified and may invest a greater portion of its assets in fewer issuers than a diversified fund, changes in the market value of a single portfolio holding could cause greater fluctuations in the Fund's share price than would occur in a diversified fund. This may increase the Fund's volatility and cause the performance of a single portfolio holding or a relatively small number of portfolio holdings to have a greater impact on the Fund's performance.

**Operational and Cybersecurity Risk.** The Fund, Krane, its service providers and your ability to transact with the Fund may be negatively impacted due to operational matters arising from, among other problems, human errors, systems and technology disruptions or failures, or cybersecurity incidents. Cybersecurity incidents may allow an unauthorized party to gain access to fund assets, customer data, or proprietary information, or cause the Fund or its service providers, as well as the securities trading venues and their service providers, to suffer data corruption or lose operational functionality. It is not possible for Krane or the other Fund service providers to identify all of the cybersecurity or other operational risks that may affect the Fund or to develop processes and controls to completely eliminate or mitigate their occurrence or effects.

**Passive Investment Risk.** The Fund is not actively managed, does not seek to "beat" the Underlying Index, and does not take temporary positions when markets decline. Therefore, the Fund may not sell a security due to current or projected underperformance of a security, industry or sector. If a specific security is removed from the Underlying Index, the Fund may be forced to sell such security at an inopportune time or for a price other than the security's current market value. It is expected that the value of Fund shares will decline, more or less, in correspondence with any decline in value of the Underlying Index. The Underlying Index may not contain the appropriate mix of securities for any particular economic cycle, and the timing of movements from one type of security to another in seeking to track the Underlying Index could have a negative effect on the Fund. However, the Fund's investment objective and principal investment strategies impose limits on the Fund's ability to invest in securities not included in the Underlying Index. There is no guarantee that the Underlying Index will create the desired exposure.

Unlike an actively managed fund, the Fund does not use techniques or defensive strategies designed to lessen the effects of market volatility or to reduce the impact of periods of market decline. This means that, based on market and economic conditions, the Fund's performance could be lower than other types of registered investment companies that may actively shift their portfolio assets to take advantage of market opportunities or to lessen the impact of a market decline. To the extent the Fund employs a representative sampling approach, it will hold a smaller number of securities than are in the Underlying Index. As a result, an adverse development to an issuer of securities that the Fund holds could result in a greater decline in NAV than would be the case if the Fund held more of the securities in the Underlying Index.

**Privately-Issued Securities Risk.** The Fund may invest in privately-issued securities, including those that are normally purchased pursuant to Rule 144A or Regulation S promulgated under the Securities Act. Privately-issued securities are securities that have not been registered under the Securities Act

## Additional Information About the Funds

and as a result are subject to legal restriction on resale. They typically may be resold only to “qualified institutional buyers,” in a privately negotiated transaction, to a limited number of purchasers or in limited quantities after they have been held for a specified period of time and other conditions are met for an exemption from registration. Because they are not traded on established markets and there may be relatively few potential purchasers for such securities, especially under adverse market or economic conditions or in the event of adverse changes in the financial condition of the issuer, the Fund may find it more difficult to sell such securities when it may be advisable to do so or it may be able to sell such securities only at prices lower than if such securities were more widely held and traded. At times, privately-issued securities may be less liquid, subject to wide fluctuations in value, and may be more difficult to determine the fair value of such securities for purposes of computing the Fund’s NAV, due to the absence of an active trading market. There can be no assurance that a privately-issued security that is deemed to be liquid when purchased will continue to be liquid for as long as it is held by the Fund, and its value may decline as a result or cause the Fund difficulty in meeting shareholder redemptions. The Fund may have to bear the expense of registering privately-issued securities for resale and the risk of substantial delays in effecting the registration.

**Real Estate Sector Risk.** The Fund may invest in securities within the real estate sector. Investments in real estate issuers may be volatile. Real estate issuers are susceptible to the risks associated with direct ownership of real estate, including declines in the real estate market, decreases in property revenues, increases in interest rates, increases in property taxes and operating expenses, legal and regulatory changes, a lack of credit or capital, defaults by borrowers or tenants, environmental problems and natural disasters.

**Regulatory Risk.** The Fund is subject to the risk that a change in U.S. law and related regulations will impact the way the Fund operates, increase the particular costs of the Fund’s operations and/or change the competitive landscape. Additional legislative or regulatory changes could occur that may materially and adversely affect the Fund. For example, the regulatory environment for derivative instruments in which the Fund may invest is evolving, and changes in the regulation or taxation of derivative instruments may materially and adversely affect the ability of the Fund to pursue its investment objective or strategies. Such legislative or regulatory changes could pose additional risks and result in material adverse consequences to the Fund.

Regulatory risk related to changes in regulation and enforcement of cap and trade programs could adversely affect market behavior. If fines or other penalties for non-compliance are not enforced, incentives to purchase GHG credits will deteriorate, which can result in a fall in the price of emissions credits and a drop in the value of the Fund. Cap and trade markets relating to GHG emissions are relatively recent, the first such program arising in 2001. Accordingly, historical performance of these markets may not be indicative of future performance, and future performance of cap and trade markets may be hard to predict. In addition, as cap and trade markets develop, new regulation with respect to these markets may arise, which may have a negative effect on the value and liquidity of the cap and trade markets and the Fund.

**Russia Risk.** Russia has experienced political and economic turbulence and endured decades of communist rule under which its citizens were collectivized into state agricultural and industrial enterprises. Since the collapse of the Soviet Union, Russia’s government has been faced with the task of stabilizing and modernizing its economy. Investors in Russia have experienced significant losses due to expropriation, nationalization, confiscation of assets and property or the imposition of restrictions on foreign investments and repatriation of capital invested. There is no assurance that similar losses will not recur. The current government regime has become increasingly authoritarian,

## Additional Information About the Funds

especially in its dealings with successful Russian companies. In this environment, there is always a risk that the government will abandon elements of a market economy and replace them with radically different political and economic policies that would be detrimental to the interests of foreign investors.

The Russian economy is heavily dependent upon the export of a range of commodities including industrial metals, forestry products, oil, and gas. Accordingly, it is strongly affected by international commodity prices and is particularly vulnerable to any weakening in global demand for these products. Foreign investors also face a high degree of currency risk when investing in Russian securities and a lack of available currency hedging instruments. In addition, Eastern European markets remain relatively underdeveloped and can be particularly sensitive to political and economic developments; adverse events in Eastern European countries may greatly impact the Russian economy.

Because of the recent formation of the Russian securities market as well as the underdeveloped state of the banking and telecommunications systems, settlement, clearing and registration of securities transactions are subject to significant risks. There is no central registration system for shareholders and these services are carried out by the companies themselves or by registrars located throughout Russia. These registrars are not necessarily subject to effective state supervision nor are they licensed with any governmental entity and it is possible for the Fund to lose share registration through fraud or negligence. In addition, while applicable Russian regulations impose liability on registrars for losses resulting from their errors, it may be difficult for the Fund to enforce any rights it may have against the registrar or issuer of the securities in the event of loss of share registration. Furthermore, significant delays or problems may occur in registering the transfer of securities, which could cause the Fund to incur losses due to a counterparty's failure to pay for securities the Fund has delivered or the Fund's inability to complete its contractual obligations because of theft or other reasons.

Poor accounting standards, inept management, pervasive corruption, insider trading and crime, and inadequate regulatory protection all pose significant risks, particularly to foreign investors. In addition, there is a risk that the Russian tax system will not be reformed to prevent inconsistent, retroactive and/or punitive taxation, or, in the alternative, a risk that a reformed tax system may result in inconsistent and unpredictable enforcement of the new tax laws. The Russian securities market is relatively new and a substantial proportion of securities transactions in Russia are privately negotiated outside the stock exchanges. The inexperience of the Russian securities market and the limited volume of trading in securities in the market may make obtaining accurate prices on portfolio securities from independent sources more difficult than in more developed markets. Additionally, little information is available to investors. As a result, it may be difficult to assess the value of an investment in Russian companies.

As a result of recent events, the United States and the European Union have imposed sanctions on certain Russian individuals and issuers. The United States and other nations or international organizations may impose additional, broader economic sanctions or take other actions that may adversely affect Russian-related issuers in the future. These sanctions, any future sanctions or other actions, or even the threat of further sanctions or other actions, may negatively affect the value and liquidity of the Fund's investments. For example, the Fund may be prohibited from investing in securities issued by companies subject to such sanctions. In addition, the sanctions may require the Fund to freeze its existing investments in Russian companies, prohibiting the Fund from buying, selling or otherwise transacting in these investments. Russia may undertake countermeasures or retaliatory actions which may further impair the value and liquidity of the Fund's portfolio and potentially disrupt its operations.

## Additional Information About the Funds

**Securities Lending Risk.** The Fund may lend its portfolio securities to brokers, dealers and financial institutions to seek income. There is a risk that a borrower may default on its obligations to return loaned securities. There is a risk that the assets of the Fund's securities lending agent may be insufficient to satisfy any contractual indemnification requirements to that Fund. Borrowers of the Fund's securities typically provide collateral in the form of cash that is reinvested. The Fund will be responsible for the risks associated with the investment of cash collateral, including any collateral invested in a money market fund. The Fund may lose money on its investment of cash collateral or may fail to earn sufficient income on its investment to meet obligations to the borrower. In addition, delays may occur in the recovery of securities from borrowers, which could interfere with the Fund's ability to vote proxies or to settle transactions and there is the risk of possible loss of rights in the collateral should the borrower fail financially. Krane and its sub-adviser, if applicable, are subject to potential conflicts of interest because the compensation paid to them increases in connection with any net income received by the Fund from a securities lending program.

**Small- and Mid-Capitalization Company Risk.** Investing in the securities of small- and mid-capitalization companies involves greater risk and the possibility of greater price volatility than investing in larger capitalization companies and more established companies. Since small- and medium-sized companies may have limited operating histories, product lines and financial resources, the securities of these companies may lack sufficient market liquidity and can be sensitive to expected changes in interest rates, borrowing costs and earnings. These companies' securities may be more volatile and less liquid than those of more established companies, and they may be more sensitive to market conditions.

**South Korea Risk.** The Fund is susceptible to adverse market, political, regulatory and geographic events affecting South Korea. South Korean economy is dependent on trading exports and on the economies of other Asian countries, especially China and Southeast Asia, and the United States as key trading partners. Disruptions in trade activity, reductions in spending by these economies on South Korean products and services or negative changes in any of these economies may have an adverse impact on the South Korean economy. Furthermore, South Korea's economy may be significantly affected by currency fluctuations and increasing competition from Asia's low-cost emerging economies. Finally, South Korea's economic growth potential has recently been on a decline due to, among other factors, a rapidly aging population and structural problems.

Substantial tensions with North Korea could escalate and lead to further uncertainty in the political and economic climate of South Korea. North and South Korea each have substantial military capabilities, and historical tensions between the two present the ongoing risk of war. Any outbreak of hostilities between the two countries, or even the threat of an outbreak of hostilities, may have a severe adverse effect on the South Korean economy.

**Sovereign and Quasi-Sovereign Debt Risk.** Investments in sovereign and quasi-sovereign debt bonds involve special risks, including the availability of sufficient foreign exchange on the date a payment is due, the relative size of the debt service burden to the economy as a whole, and the government debtor's policy towards the International Monetary Fund and the political constraints to which a government debtor may be subject. The governmental authority that controls the repayment of sovereign and quasi-sovereign debt may be unwilling or unable to repay the principal and/or interest when due in accordance with the terms of such securities due to the extent of its foreign reserves. If an issuer of sovereign or quasi-sovereign debt defaults on payments of principal and/or

## Additional Information About the Funds

interest, the Fund may have limited legal recourse against the issuer and/or guarantor. In certain cases, remedies must be pursued in the courts of the defaulting party itself, and the Fund's ability to obtain recourse may be limited.

Certain issuers of sovereign and quasi-sovereign debt may be dependent on disbursements from foreign governments, multilateral agencies and others abroad to reduce principal and interest arrearages on their debt. Such disbursements may be conditioned upon a debtor's implementation of economic reforms and/or economic performance and the timely service of such debtor's obligations. A failure on the part of the debtor to implement such reforms, achieve such levels of economic performance or repay principal or interest when due may result in the cancellation of such third parties' commitments to lend funds to the government debtor, which may impair the debtor's ability to service its debts on a timely basis. As holders of government debt, the Fund may be requested to participate in the rescheduling of such debt and to extend further loans to government debtors. There can be no assurance that the securities in which the Fund will invest will not be subject to restructuring arrangements or to requests for additional credit. In addition, certain participants in the secondary market for such debt may be directly involved in negotiating the terms of these arrangements and may therefore have access to information not available to other market participants, such as the Fund.

During periods of economic uncertainty, the market prices of sovereign and quasi-sovereign bonds, and the Fund's NAV, may be more volatile than prices of corporate bonds, which may result in losses. In the past certain governments of emerging market countries have declared themselves unable to meet their financial obligations on a timely basis, which has resulted in losses for holders of such sovereign and quasi-sovereign bonds.

**Subsidiary Investment Risk.** Investment in the Subsidiary will not exceed 25% of the value of the Fund's total assets (ignoring any subsequent market appreciation in the Subsidiary's value). This limitation is set pursuant to the Internal Revenue Code of 1986, as amended, and is measured at each taxable year quarter-end. The Subsidiary, which is organized under the laws of the Cayman Islands, is wholly-owned and controlled by the Fund. The Fund will invest in the Subsidiary in order to gain exposure to the investment returns of the commodities markets within the limitations of the federal tax law requirements applicable to regulated investment companies. The Subsidiary will invest principally in commodity futures, options and swap contracts, as well as certain fixed-income investments intended to serve as margin or collateral for the Subsidiary's derivatives positions. Unlike the Fund, the Subsidiary may invest without limitation in commodity-linked derivatives, though the Subsidiary will comply with the same 1940 Act asset coverage requirements with respect to its investments in commodity-linked derivatives that apply to the Fund's transactions in these instruments. To the extent applicable, the Subsidiary otherwise is subject to the same fundamental and non-fundamental investment restrictions as the Fund, and, in particular, to the same requirements relating to portfolio leverage, liquidity, and the timing and method of valuation of portfolio investments and Fund shares, described elsewhere in this Prospectus and in the SAI. By investing in the Subsidiary, the Fund is indirectly exposed to the risks associated with the Subsidiary's commodity-linked derivatives investments.

The Subsidiary is not registered with the SEC as an investment company under the 1940 Act, and is not subject to the investor protections of the 1940 Act. As an investor in the Subsidiary, the Fund does not have the same protections offered to shareholders of registered investment companies.

## Additional Information About the Funds

The Fund and the Subsidiary may not be able to operate as described in this Prospectus in the event of changes to the laws of the United States and/or the Cayman Islands. If the laws of the Cayman Islands required the Subsidiary to pay taxes to a governmental authority, the Fund would be likely to suffer decreased returns.

**Taiwan Risk.** Investments in Taiwanese issuers involve risks that are specific to Taiwan, including legal, regulatory, political and economic risks. Political and economic developments of Taiwan's neighbors may have an adverse effect on Taiwan's economy. Specifically, Taiwan's geographic proximity and history of political contention with China have resulted in ongoing tensions, which may materially affect the Taiwanese economy and its securities market and may have an adverse impact on the values of the Fund's investments in Taiwan, or make such investments impracticable or impossible.

**Tax Risk.** In order to qualify for the favorable tax treatment generally available to regulated investment companies, a Fund must satisfy certain income, distribution and asset diversification requirements. With respect to the latter, a Fund generally may not acquire a security if, as a result of the acquisition, more than 50% of the value of the Fund's assets would be invested in (a) issuers in which the Fund has, in each case, invested more than 5% of the Fund's assets and (b) issuers more than 10% of whose outstanding voting securities are owned by the Fund. If the Fund were to fail to qualify as a regulated investment company, it would be taxed in the same manner as an ordinary corporation, and distributions to its shareholders would not be deductible by the Fund in computing its taxable income, which would adversely affect its performance. Because there is limited transparency into state ownership of Chinese issuers, there is a risk of such issuers being deemed to be a single issuer, which could result in the Fund falling out of compliance with the asset diversification requirements.

In order to qualify for the favorable tax treatment generally available to regulated investment companies and avoid Fund-level taxes, a Fund must also satisfy certain distribution requirements. Capital controls and currency controls may affect a Fund's ability to meet the applicable distribution requirements. If a Fund fails to satisfy the distribution requirement necessary to qualify for treatment as a regulated investment company for any taxable year, the Fund would be treated as a corporation subject to U.S. federal income tax, thereby subjecting any income earned by the Fund to tax at the corporate level. If a Fund fails to satisfy a separate distribution requirement, it will be subject to a Fund-level excise tax. These Fund-level taxes will apply in addition to taxes payable at the shareholder level on distributions.

To the extent a Fund does not distribute to shareholders all of its investment company taxable income and net capital gain in a given year, it will be required to pay U.S. federal income tax on the retained income and gains, thereby reducing the Fund's return. A Fund may elect to treat its net capital gain as having been distributed to shareholders. In that case, shareholders of record on the last day of the Fund's taxable year will be required to include their attributable share of the retained gain in income for the year as a long-term capital gain despite not actually receiving the dividend, and will be entitled to a tax credit or refund for the tax deemed paid on their behalf by the Fund as well as an increase in the basis of their shares to reflect the difference between their attributable share of the gain and the related credit or refund.

Investments in swaps and other derivatives may be subject to special U.S. federal income tax rules that could adversely affect the character, timing and amount of income earned by a Fund (e.g., by causing amounts that would be capital gain to be taxed as ordinary income or to be taken into income earlier than would otherwise be necessary). Also, a Fund may be required to periodically adjust its positions in its swaps and derivatives to comply with certain regulatory requirements which



## Additional Information About the Funds

may further cause these investments to be less efficient than a direct investment in the securities themselves. For example, swaps in which the Fund may invest may need to be reset on a regular basis in order to maintain compliance with the 1940 Act, which may increase the likelihood that the Fund will generate short-term capital gains. In addition, because the application of these special rules may be uncertain, it is possible that the manner in which they are applied by a Fund may be determined to be incorrect. In that event, the Fund may be found to have failed to maintain its qualification as a RIC or to be subject to additional U.S. tax liability. Moreover, a Fund may make investments, both directly and through swaps or other derivative positions, in companies classified as passive foreign investment companies for U.S. federal income tax purposes ("PFICs"). Investments in PFICs are subject to special tax rules which may result in adverse tax consequences to the Fund and its shareholders.

**Tracking Error Risk.** Tracking error refers to the risk that the Fund's performance may not match or correlate to that of its Underlying Index, either on a daily or aggregate basis. Tracking error may cause the Fund's performance to be less than expected. There are a number of factors that may contribute to the Fund's tracking error, such as Fund expenses, imperfect correlation between the Fund's investments and those of the Underlying Index, the use of representative sampling strategy, if applicable, asset valuation differences, tax considerations, the unavailability of securities in the Underlying Index from time to time, holding cash and cash equivalents, and other liquidity constraints. In addition, securities included in the Underlying Index may be suspended from trading. To the extent the Fund calculates its NAV based on fair value prices and the value of the Underlying Index is based on securities' closing prices on local foreign markets, the Fund's ability to track the Underlying Index may be adversely affected. Mathematical compounding may prevent the Fund from correlating with the monthly, quarterly, annual or other period performance of its Underlying Index. In addition, the Fund may not invest in certain securities and other instruments included in the Underlying Index, or invest in them in the exact proportions they represent of the Underlying Index, including due to legal restrictions or limitations imposed by a foreign government or a lack of liquidity in certain securities. Moreover, the Fund may be delayed in purchasing or selling securities and other instruments included in the Underlying Index. Any issues the Fund encounters with regard to currency convertibility (including the cost of borrowing funds, if any) and repatriation may also increase the Fund's tracking error.

**U.S. Dollar-Denominated Chinese Debt Securities Risk.** Chinese debt securities denominated in U.S. dollars may behave very differently from local currency-denominated debt securities, and there may be little to no correlation between the performance of the two. For example, changes to currency exchange rates may impact issuers of foreign debt securities denominated in U.S. dollars differently than issuers of local currency-denominated debt securities. Currency exchange rates can be very volatile and can change quickly and unpredictably, which may adversely affect the Fund. In addition, if the U.S. dollar increases in value against the local currency of a debt issuer, the issuer may be subject to a greater risk of default on their obligations (i.e., are unable to make scheduled interest or principal payments to investors).

**U.S. Government Obligations Risk.** The Fund may invest in securities issued by the U.S. government. The total public debt of the United States as a percentage of gross domestic product has grown rapidly since the beginning of the 2008 – 2009 financial downturn. Although high debt levels do not necessarily indicate or cause economic problems, they may create certain systemic risks if sound debt management practices are not implemented. A high national debt can raise concerns



## Additional Information About the Funds

that the U.S. government will not be able to make principal or interest payments when they are due. This increase has also necessitated the need for the U.S. Congress to negotiate adjustments to the statutory debt limit to increase the cap on the amount the U.S. government is permitted to borrow to meet its existing obligations and finance current budget deficits. In August 2011, S&P lowered its long term sovereign credit rating on the U.S. In explaining the downgrade at that time, S&P cited, among other reasons, controversy over raising the statutory debt limit and growth in public spending. Any controversy or ongoing uncertainty regarding the statutory debt ceiling negotiations may impact the U.S. long-term sovereign credit rating and may cause market uncertainty. As a result, market prices and yields of securities supported by the full faith and credit of the U.S. government may be adversely affected.

**Utilities Sector Risk.** Companies in the utilities industry may have difficulty obtaining an adequate return on invested capital, raising capital, and financing large construction programs during periods of inflation or unsettled capital markets; face restrictions on operations and increased cost and delays attributable to environmental considerations and regulation; find that existing plants, equipment or products have been rendered obsolete by technological innovations; and be subject to increased costs because of the scarcity of certain fuels or the effects of man-made disasters. Deregulation is subjecting utility companies to greater competition and may adversely affect profitability. As deregulation allows utility companies to diversify outside of their original geographic regions and their traditional lines of business, utility companies may engage in riskier ventures. Government regulators monitor and control utility operations, revenues and costs, and therefore may limit utility profits. Regulatory authorities may also restrict utility companies' access to new markets, thereby diminishing these companies' long-term prospects. Energy conservation and changes in climate policy may have a significant adverse impact on the revenues and expenses of utility companies.

**Valuation Risk.** Financial information about the Fund's portfolio holdings may not always be reliable, which may make it difficult to obtain a current price for the investments held by the Fund. Independent market quotations for such investments may not be readily available, such as on days during which a security does not trade or a foreign holiday, and securities may be fair valued or valued by a pricing service at an evaluated price. These valuations are subjective and different funds may assign different fair values to the same investment. Such valuations also may be different from what would be produced if the security had been valued using market quotations. As a result, there is a risk that the Fund may not be able to sell an investment at the price assigned to the investment by the Fund. Additionally, Fund securities that are valued using techniques other than market quotations, including "fair valued" securities, may be subject to greater fluctuations in their value from one day to the next. Because securities in which the Fund invests may trade on days when the Fund does not price its shares, the value of the securities in the Fund's portfolio may change on days when shareholders will not be able to purchase or sell the Fund's shares.

# Management

## Investment Adviser

Krane Funds Advisors, LLC (“Krane” or “Adviser”), which is a UN PRI signatory, is a registered investment adviser located at 280 Park Avenue, 32<sup>nd</sup> Floor, New York, NY 10017 and serves as investment adviser of each Fund. Krane has served as the investment adviser of each Fund since its inception.

Under the Investment Advisory Agreement between the Trust and Krane, Krane is responsible for reviewing, supervising and administering each Fund’s investment program and the general management and administration of the Trust. In this regard, among other things, Krane arranges for transfer agency, custody, fund administration and accounting, and other non-distribution related services necessary for each Fund to operate. Krane may engage a subadviser to assist it in managing a Fund’s investments, but will be responsible for overseeing any subadvisers. Krane manages each Fund’s business affairs, provides office facilities and equipment and certain clerical, bookkeeping and administrative services, and permits its officers and employees to serve as officers or Trustees of the Trust. Under the Investment Advisory Agreement, Krane bears all of its own costs associated with providing advisory services to the Funds. In addition, Krane has contractually agreed to pay all operating expenses of each Fund, except (i) interest and taxes (including, but not limited to, income, excise, transaction, transfer and withholding taxes); (ii) expenses of the Fund incurred with respect to the acquisition and disposition of portfolio securities and the execution of portfolio transactions, including brokerage commissions and short sale dividend or interest expense; (iii) expenses incurred in connection with any distribution plan adopted by the Trust in compliance with Rule 12b-1 under the 1940 Act, including distribution fees; (iv) Acquired Fund Fees and Expenses; (v) litigation expenses; (vi) the compensation payable to the Adviser under the investment advisory agreement; (vii) compensation and expenses of the Independent Trustees (including any Trustees’ counsel fees); and (viii) any expenses determined to be extraordinary expenses by the Board. Nevertheless, there exists a risk that a Trust service provider will seek recourse against the Trust if is not timely paid by Krane for the fees and expenses for which it is responsible, which could materially adversely affect a Fund.

Under the Investment Advisory Agreement, each Fund pays Krane the fee shown in the table below (in addition to the securities lending compensation Krane receives under the Agreement discussed below), which is calculated daily and paid monthly, at an annual rate based on a percentage of the average daily net assets of the Fund.

Fund	Advisory Fee	Fee Waiver*
KraneShares Asia Robotics and Artificial Intelligence Index ETF . . . . .	0.78%	0.10%
KraneShares Bosera MSCI China A Share ETF . . . . .	0.78%	0.20%
KraneShares Asia Pacific High Yield Bond ETF (formerly, KraneShares CCBS China Corporate High Yield Bond USD Index ETF) . . . . .	0.68%	N/A
KraneShares CICC China 5G & Semiconductor Index ETF (formerly, Krane Shares CICC China 5G and Technology Leaders Index ETF) . . . . .	0.78%	0.14%
KraneShares CICC China Consumer Leaders Index ETF . . . . .	0.68%	N/A
KraneShares CICC China Leaders 100 Index ETF . . . . .	0.68%	N/A
KraneShares CSI China Internet ETF . . . . .	0.68%	N/A
KraneShares China Credit Index ETF (formerly, KraneShares Bloomberg Barclays China Aggregate Bond Inclusion Index ETF) . . . . .	0.68%	0.12%

## Management

Fund	Advisory Fee	Fee Waiver*
KraneShares Bloomberg Barclays China Bond Inclusion Index ETF (formerly, KraneShares E Fund China Commercial Paper ETF) . . . . .	0.68%	0.20%
KraneShares Electric Vehicles and Future Mobility Index ETF . . . . .	0.68%	N/A
KraneShares Emerging Markets Consumer Technology Index ETF . . . . .	0.78%	0.20%
KraneShares Emerging Markets Healthcare Index ETF . . . . .	0.78%	N/A
KraneShares Global Carbon ETF . . . . .	0.78%	N/A
KraneShares MSCI All China Consumer Discretionary Index ETF . . . . .	0.78%	N/A
KraneShares MSCI All China Consumer Staples Index ETF . . . . .	0.78%	N/A
KraneShares MSCI All China Health Care Index ETF . . . . .	0.78%	0.14%
KraneShares MSCI All China Index ETF . . . . .	0.68%	0.20%
KraneShares MSCI China A Hedged Index ETF . . . . .	0.78%	N/A
KraneShares MSCI China Clean Technology Index ETF (formerly, KraneShares MSCI China Environment Index ETF) . . . . .	0.78%	N/A
KraneShares MSCI China ESG Leaders Index ETF . . . . .	0.58%	N/A
KraneShares MSCI Emerging Markets ex China Index ETF . . . . .	0.58%	0.35%
KraneShares MSCI One Belt One Road Index ETF . . . . .	0.78%	N/A
KraneShares SSE STAR Market 50 Index ETF . . . . .	0.88%	N/A

\* *These contractual fee waivers will continue until August 1, 2022, and may only be terminated prior thereto by the Board. In addition, the fee waivers will terminate if the Investment Advisory Agreement for a Fund is terminated.*

For the fiscal year or period, as applicable, ended March 31, 2021, the Adviser received the fees (in addition to the securities lending compensation Krane receives under the Agreement discussed below), as a percentage of average daily net assets of each operational Fund, as set forth below, which is net of any fees waiver or expenses reimbursed:

KraneShares Bosera MSCI China A Share ETF . . . . .	0.58%
KraneShares Asia Pacific High Yield Bond ETF (formerly, KraneShares CCBS China Corporate High Yield Bond USD Index ETF) . . . . .	0.68%
KraneShares CICC China 5G & Semiconductor Index ETF (formerly, Krane Shares CICC China 5G and Technology Leaders Index ETF) . . . . .	0.64%
KraneShares CICC China Consumer Leaders Index ETF . . . . .	0.68%
KraneShares CICC China Leaders 100 Index ETF . . . . .	0.68%
KraneShares CSI China Internet ETF . . . . .	0.68%
KraneShares Bloomberg Barclays China Bond Inclusion Index ETF (formerly, KraneShares E Fund China Commercial Paper ETF) . . . . .	0.56%
KraneShares Electric Vehicles and Future Mobility Index ETF . . . . .	0.68%
KraneShares Emerging Markets Consumer Technology Index ETF . . . . .	0.58%
KraneShares Emerging Markets Healthcare Index ETF . . . . .	0.78%
KraneShares Global Carbon ETF . . . . .	0.78%
KraneShares MSCI All China Health Care Index ETF . . . . .	0.64%
KraneShares MSCI All China Index ETF . . . . .	0.48%
KraneShares MSCI China Clean Technology Index ETF (formerly, KraneShares MSCI China Environment Index ETF) . . . . .	0.78%

Management

KraneShares MSCI China ESG Leaders Index ETF .....	0.58%
KraneShares MSCI Emerging Markets ex China Index ETF .....	0.30%
KraneShares MSCI One Belt One Road Index ETF .....	0.78%
KraneShares SSE STAR Market 50 Index ETF .....	0.88%

In addition to the above-described services, to the extent a Fund engages in securities lending, Krane will: (i) determine which securities are available for loan and notify the securities lending agent for the Fund (the “Agent”), (ii) monitor the Agent’s activities to ensure that securities loans are effected in accordance with Krane’s instructions and in accordance with applicable procedures and guidelines adopted by the Board, (iii) make recommendations to the Board regarding the Fund’s participation in securities lending; (iv) prepare appropriate periodic reports for, and seek appropriate periodic approvals from, the Board with respect to securities lending activities, (v) respond to Agent inquiries concerning Agent’s activities, and (vi) such other related duties as Krane deems necessary or appropriate.

Under the agreement, while the fees and expenses related to a Fund’s securities lending-related activities reduce the revenues and income of the Fund from such activities, they are not fees and expenses for which Krane is responsible. Further, as compensation for the services provided by Krane in connection with any securities lending-related activities, each Fund pays Krane 10% of the monthly investment income received from the investment of cash collateral and loan fees received from borrowers in respect of securities loans (net of any amounts paid to the custodian and/or securities lending agent or rebated to borrowers). For the fiscal year ended March 31, 2021, Krane received revenue from the following Funds related to securities lending activities:

Fund	Dollar Amount	BPS
KraneShares CSI China Internet ETF .....	\$376,498	0.01%
KraneShares Electric Vehicles and Future Mobility Index ETF .....	\$12,383	0.02%
KraneShares Emerging Markets Consumer Technology Index ETF .....	\$1,107	0.00%
KraneShares Emerging Markets Healthcare Index ETF .....	\$402	0.01%
KraneShares MSCI All China Healthcare Index ETF .....	\$2,021	0.00%

Because each of the KraneShares Asia Robotics and Artificial Intelligence Index ETF, KraneShares China Credit Index ETF, KraneShares MSCI All China Consumer Discretionary Index ETF, KraneShares MSCI All China Consumer Staples Index ETF and KraneShares MSCI China A Hedged Index ETF had not commenced operations prior to the end of the fiscal year ended March 31, 2021, Krane did not receive any advisory fees or fees from securities lending activities from those Funds during the prior fiscal year.

The Investment Advisory Agreement has been approved by the Board of Trustees and shareholders of each Fund (in this regard, Krane as the sole initial shareholder of the applicable Funds approved various matters and agreements, including the Investment Advisory Agreement for each Fund prior to its public offering). A discussion regarding the basis for the Board’s approval of the investment advisory agreement with Krane on behalf of the Funds (except KraneShares Asia Robotics and Artificial Intelligence Index ETF, KraneShares China Credit Index ETF, KraneShares MSCI All China Consumer Discretionary Index ETF, KraneShares MSCI All China Consumer Staples Index ETF and KraneShares MSCI China A Hedged Index ETF) is available in the Funds’ Semi-Annual Report to Shareholders dated September 30, 2020.

A discussion regarding the basis for the Board’s approval of KraneShares Asia Robotics and Artificial Intelligence Index ETF, KraneShares China Credit Index ETF, KraneShares MSCI All China Consumer Discretionary Index ETF, KraneShares MSCI All China Consumer Staples Index ETF and KraneShares MSCI China A Hedged Index ETF investment advisory agreement with Krane will be available in each

## Management

Fund's first Annual or Semi-Annual Report to Shareholders. Krane, as the sole shareholder of each Fund, has approved or will approve the Investment Advisory Agreement for the Fund and various other matters and agreements for the Fund.

China International Capital Corporation (USA) Holdings Inc., a wholly-owned, indirect subsidiary of China International Capital Corporation Limited owns a majority stake in Krane. As of April 30, 2021, Central Huijin Investment Limited, a mainland Chinese-domiciled entity, and HKSCC Nominees Limited, held approximately 40.17% and 30.74%, respectively, of the shares of China International Capital Corporation Limited. Central Huijin Investment Limited is a wholly-owned subsidiary of China Investment Corporation, which is a mainland Chinese sovereign wealth fund. KFA One Holdings, LLC, located at 280 Park Avenue, 32<sup>nd</sup> Floor, New York, New York 10017, holds the remaining equity interests in Krane and Jonathan Krane, through his equity interests in KFA One Holdings, LLC, beneficially owns more than 10% of the equity interests in Krane.

Krane has received "manager of managers" exemptive relief from the SEC that permits Krane, subject to the approval of the Board of Trustees, to appoint a "wholly-owned" or unaffiliated sub-adviser, as defined in the exemptive relief, or to change the terms of a sub-advisory agreement with a "wholly-owned" or unaffiliated sub-adviser without first obtaining shareholder approval. The exemptive order further permits Krane to add or to change a "wholly-owned" or unaffiliated sub-adviser or to change the fees paid to such parties from time to time without the expense and delays associated with obtaining shareholder approval of the change and to disclose sub-advisers' fees only in the aggregate in its registration statement. Any increase in the aggregate advisory fee paid by any Fund remains subject to shareholder approval. Krane continues to have ultimate responsibility (subject to oversight by the Board of Trustees) to oversee the sub-advisers and recommend their hiring, termination, and replacement. The Fund will notify shareholders of any change of a Fund sub-adviser.

### **Investment Sub-Adviser (to KraneShares Bosera MSCI China A Share ETF and KraneShares SSE STAR Market 50 Index ETF)**

Bosera Asset Management (International) Co., Ltd. ("Bosera") serves as Sub-Adviser to the KraneShares Bosera MSCI China A Share ETF and KraneShares SSE STAR Market 50 Index ETF. Bosera is a Hong Kong limited liability company. Bosera's offices are located at Suite 4109, Jardine House, One Connaught Place, Central, Hong Kong.

Bosera, a registered investment adviser with the SEC, is a wholly-owned subsidiary of Bosera Asset Management Company Limited, one of the largest fund management companies in China. Headquartered in Shenzhen, Bosera Asset Management Company Limited was established in 1998, among the first fund houses in China. As of March 31, 2021, the Bosera group managed more than \$256.77 billion (including Bosera Asset Management Co., Ltd., Bosera Asset Management (International) Co., Ltd. and Bosera Capital Management Co., Ltd.) in assets for clients in Asia, Europe and North America. With more than 190 investment professionals in China, the Bosera group seeks to offer expertise and on-the-ground insight into China, servicing and advising institutional and retail investors globally, including sovereign wealth funds, central banks and national pensions. The Bosera group also has strong experience in managing several index funds and ETFs in China.

A discussion regarding the basis for the Board's approval of the investment sub-advisory agreements with Bosera, are available in the Semi-Annual Report to Shareholders dated September 30, 2020 for KraneShares Bosera MSCI China A Share ETF and the Annual Report to Shareholders dated March 31, 2021 for KraneShares SSE STAR Market 50 Index ETF.

## Management

### **Investment Sub-Adviser (to KraneShares Asia Pacific High Yield Bond ETF (formerly, KraneShares CCBS China Corporate High Yield Bond USD Index ETF**

Nikko Asset Management (Americas), Inc. (“Nikko”) located at 605 Third Avenue, 38<sup>th</sup> Floor, New York, NY 10158, serves as the sub-adviser to KraneShares Asia Pacific High Yield Bond ETF. Nikko is responsible for the day-to-day investment management of the Fund, subject to the supervision of Krane and the Board of Trustees. Nikko delegates to its affiliate Nikko Asset Management Asia, Ltd. (“Nikko Asia”) located at 12 Marina View, #18- 02 Asia Square Tower 2 Singapore 018961, a registered investment adviser with the SEC, certain of its responsibilities for the management of the Fund.

A discussion regarding the basis for the Board’s approval of the investment sub-advisory agreement with Nikko will be available in the Fund’s Semi-Annual Report to Shareholders dated September 30, 2021.

Nikko, a registered investment adviser with the SEC, was established in the State of Delaware and is principally engaged in the provision of investment advisory services to corporations, pooled investment vehicles, institutions and individual investors. As of May 31, 2021, Nikko had approximately \$26 billion in assets under management. Both Nikko and Nikko Asia are wholly owned subsidiaries of Nikko Asset Management Co., Ltd.

### **Investment Subadviser (KraneShares Global Carbon ETF)**

Climate Finance Partners LLC (“CFP” or “Sub-Adviser”) serves as Sub-Adviser to the Fund. CFP will provide non-discretionary sub-advisory services to the Fund which will include advice, research and subject matter expertise related to the Fund’s investments. For the services it will provide, Krane will pay CFP a fee equal to thirty-two (32%) percent of the Net Revenue received by the Krane from the Fund. Net Revenue is defined for these purposes as gross revenue under Schedule A of the Advisory Agreement minus gross fund-related expenses (including any waiver by the Adviser of its compensation under the Advisory Agreement and any reimbursements by the Adviser of the Fund’s expenses).

A discussion regarding the basis for the Board’s approval of the Fund’s investment sub-advisory agreement is available in the Fund’s Semi-Annual Report to Shareholders dated September 30, 2020.

### **Portfolio Managers**

KraneShares Asia Robotics and Artificial Intelligence Index ETF, KraneShares CICC China Leaders 100 Index ETF, KraneShares CSI China Internet ETF, KraneShares China Credit Index Fund, KraneShares Electric Vehicles and Future Mobility Index ETF, KraneShares Emerging Markets Consumer Technology Index ETF, KraneShares Emerging Markets Healthcare Index ETF, KraneShares MSCI All China Consumer Discretionary Index ETF, KraneShares MSCI All China Consumer Staples Index ETF, KraneShares MSCI All China Health Care Index ETF, KraneShares MSCI All China Index ETF, KraneShares MSCI China A Hedged Index ETF, KraneShares MSCI China Clean Technology Index ETF, KraneShares MSCI Emerging Markets ex China Index ETF, KraneShares MSCI One Belt One Road Index ETF, KraneShares SSE STAR Market 50 Index ETF, KraneShares CICC China 5G & Semiconductor Index ETF, KraneShares CICC China Consumer Leaders Index ETF, KraneShares Bloomberg Barclays China Bond Inclusion Index ETF, KraneShares MSCI China ESG Leaders Index ETF, and KraneShares Global Carbon ETF

James Maund, Head of Capital Markets at the Adviser, has served as the lead portfolio manager of each Fund since January 2020 or since inception, as applicable. He joined the Adviser in 2020 and

## Management

has over 15 years of experience in the investment management industry. Previously, he was a Vice President in the Institutional ETF Group and a member of the ETF Capital Markets Group at State Street Global Advisors (2010-2019); and an ETF trader at Goldman Sachs & Co (2005-2010). Mr. Maund graduated with a bachelor's degree in economics from Wesleyan University.

Jonathan Shelon, Chief Operating Officer of the Adviser, also serves as a portfolio manager of each Fund and supports Mr. Maund and Krane's investment team with respect to each Fund. Mr. Shelon has been a portfolio manager of each Fund since August 2018 (in the case of KraneShares CSI China Internet ETF, KraneShares Electric Vehicles and Future Mobility Index ETF, KraneShares Emerging Markets Consumer Technology Index ETF, KraneShares MSCI All China Healthcare Index ETF, KraneShares MSCI All China Index ETF, KraneShares MSCI China Clean Technology Index ETF, KraneShares MSCI One Belt One Road Index ETF and KraneShares CICC China Leaders 100 Index ETF) or since inception. Mr. Shelon joined Krane in 2015 as a Managing Partner. Mr. Shelon has spent the majority of his career managing investment portfolios and diverse teams at leading asset management organizations. Prior to joining Krane, he was the Chief Investment Officer of a 40-person global Specialized Strategies Team at J.P. Morgan with \$40 billion AUM. Prior to joining J.P. Morgan, Mr. Shelon spent ten years as a portfolio manager at Fidelity Investments where he was responsible for the investment performance, process and evolution of their target-date strategies for retirement savings, college savings and income generation.

Additional information about the Portfolio Managers' compensation, other accounts managed by the Portfolio Managers and the Portfolio Managers' ownership of Fund shares is available in the SAI.

### **KraneShares Bosera MSCI China A Share ETF and KraneShares SSE STAR Market 50 Index ETF**

Mrs. Qiong Wan, Fund Manager at Bosera, is responsible for managing each Fund. Mrs. Wan has more than ten years of work experience in the financial services industry. In that time, she has worked in various capacities ranging from accounting to fund management. Mrs. Wan joined Bosera in March 2011 as a fund manager assistant on the Index & Quant Team. From December 2013 to June 2015, she served as a backup fund manager of the Bosera FTSE China A50 Index ETF, domiciled in Hong Kong, and from June 2015 to May 2016, she served as a fund manager on the Index & Quant Team. Mrs. Wan graduated with a Bachelor of Business Administration from China's Central South University in June 2004 and earned a Master of Science in Quantitative Economics from Central South University in May 2009.

Additional information about the Portfolio Manager's compensation, other accounts managed by the Portfolio Manager and the Portfolio Manager's ownership of Fund shares is available in the SAI.

### **KraneShares Asia Pacific High Yield Bond ETF (formerly, KraneShares CCBs China Corporate High Yield Bond USD Index ETF)**

Wai Hoong Leong, and Mark Youda Chin serve as portfolio managers for the Fund since August 1, 2021.

Wai Hoong Leong is a Senior Portfolio Manager in the Asian Fixed Income investment team, responsible for managing active Asian credit portfolios. He was voted "One of the Most Astute Investors" consecutively from 2010 to 2015 for Asian G3 denominated bonds, and consecutively from 2009 to 2011 for Singapore dollar denominated bonds by "The Asset" magazine. He joined Nikko AM in August 2006 and has 21 years of credit analysis. Wai Hoong holds a Bachelor of

## Management

Business Administration (Honours) Degree in Banking and Finance from the National University of Singapore and is a CFA charter holder.

Mark Youda Chin is Portfolio Manager in the Asian Fixed Income investment team. He manages both relative return and absolute return mandates, and is also responsible for shaping portfolio strategies across the firm's Asian Credit portfolios. Prior to his role as a portfolio manager, he was a credit analyst covering the Asian Financial sector and his scope encompasses non-bank financial institutions across Asia. He joined Nikko AM in 2013 and has more than 14 years of experience in the financial sector. Mark holds a First Class Honours degree in Finance from University College Dublin, Ireland and an MBA from Lancaster University Management School.

Additional information about the Portfolio Managers' compensation, other accounts managed by the Portfolio Managers', and the Portfolio Managers' ownership of Fund shares is available in the SAI.

### Other Service Providers

SEI Investments Global Funds Services ("Administrator") serves as administrator for the Fund. The Administrator provides necessary administrative and accounting services for the maintenance and operations of the Trust and the Fund, and makes available the office space, equipment, personnel and facilities required to provide such services.

SEI Investments Distribution Co. ("Distributor"), an affiliate of the Administrator, serves as the Fund's distributor. Shares in less than Creation Units are not distributed by the Distributor, and the Distributor does not maintain a secondary market in the shares of the Fund.

Brown Brothers Harriman & Co. ("BBH") serves as custodian and transfer agent for the Fund. BBH maintains in separate accounts cash, securities and other assets of the Fund, keeps all necessary accounts and records, and provides other services.

China Construction Bank Corporation serves as the local custodian in the People's Republic of China ("PRC Custodian"). The majority of PRC securities held by KraneShares China Credit Index ETF and the KraneShares Bloomberg Barclays China Bond Inclusion Index ETF are held in mainland China through an account with the China Interbank Bond Market ("CIBM"). Other PRC securities are dealt and held in book-entry form through the China Central Depository and Clearing Corporation Limited ("CCDC") and Shanghai Clearing House ("SCH"). In either case, PRC securities purchased by Krane in its capacity as each Fund's RQFII or QFII (if applicable), through the Bond Connect Program or through the CIBM may be received in a securities account maintained by the PRC Custodian in the joint names of the PRC Custodian and the Fund.

PRC securities purchased by Krane or a sub-adviser in their capacity as RQFII or QFII are received in a securities account maintained by the PRC Custodian in the joint names of the Funds and Krane or the sub-adviser, as applicable. Pursuant to a sub-custodian agreement and a supplementary control agreement, the Funds are or would be recognized as the beneficial owner, and control the disposition, of assets in the account, even though, pursuant to Chinese law and regulations, the RQFII or QFII holder (in addition to the Funds) is the legal owner of the account.



## Shareholder Information

### Calculating NAV

Each Fund calculates its NAV by:

- Taking the current market value of its total assets
- Subtracting any liabilities and withholdings (if any)
- Dividing that amount by the total number of shares owned by the shareholders

Each Fund normally calculates NAV as of the regularly scheduled close of normal trading on each day that the NYSE is scheduled to be open for business (a “Business Day”) (normally, 4:00 p.m., Eastern time). Any assets or liabilities denominated in currencies other than the U.S. dollar are converted into U.S. dollars at the current market rates on the date of valuation as quoted by one or more sources.

Securities listed on a securities exchange (i.e. exchange-traded equity securities), market or automated quotation system for which quotations are readily available (except for securities traded on NASDAQ), including securities traded over the counter, are valued by a Fund’s independent pricing agents at the last reported sale price on the primary exchange or market (foreign or domestic) on which they are traded (or at the time as of which the Fund’s NAV is calculated if a security’s exchange is normally open at that time). If there is no such reported sale, such securities are valued at the most recently reported bid price. For securities traded on NASDAQ, the NASDAQ Official Closing Price will be used. If a security price cannot be obtained from an independent, third-party pricing agent, the Fund seeks to obtain bid and ask prices from two broker-dealers who make a market in the portfolio instrument and determines the average of the two.

If available, debt securities are priced based upon valuations provided by independent third-party pricing agents. Such values generally reflect the last reported sales price if the security is actively traded. The third-party pricing agents may also value debt securities at an evaluated bid price by employing methodologies that utilize actual market transactions, broker-supplied valuations, or other methodologies designed to identify the market value for such securities. Debt obligations with remaining maturities of sixty days or less may be valued at their amortized cost, which approximates market value.

The prices for foreign securities are reported in local currency and converted to U.S. dollars using currency exchange rates. The exchange rates used for valuation are captured as of the close of the London Stock Exchange each day normally at 4:00 p.m. Greenwich Mean Time.

The value of a swap contract is equal to the obligation (or rights) under the swap contract, which will generally be equal to the net amounts to be paid or received under the contract based upon the relative values of the positions held by each party to the contract as determined by the applicable independent, third party pricing agent. Exchange-traded options are valued at the last reported sales price on the exchange on which they are listed. If there is no such reported sale on the valuation date, long positions are valued at the most recent bid price, and short positions are valued at the most recent ask price. Over-the-counter (“OTC”) options are valued based upon prices determined by the applicable independent, third party pricing agent. Futures are valued at the settlement price established by the board of trade on which they are traded. Foreign currency forward contracts are valued at the current day’s interpolated foreign exchange rate, as calculated using the current day’s spot rate and the 30-, 60-, 90- and 180-day forward rates provided by an independent pricing agent.

## Shareholder Information

Investments in open-end investment companies that do not trade on an exchange are valued at the end of day NAV per share. Investments in open-end investment companies that trade on an exchange are valued in the same manner as other exchange-traded equity securities (described above).

Securities for which market prices are not “readily available,” or are not deemed to reflect current market values, or are debt securities where no evaluated price is available from the Trust’s third-party pricing agents pursuant to established methodologies, are fair valued in accordance with the Trust’s valuation policies and procedures approved by the Board of Trustees. Some of the more common reasons that may necessitate that a security be valued using “fair value” pricing may include, but are not limited to: the security’s trading has been halted or suspended; the security’s primary trading market is temporarily closed; or the security has not been traded for an extended period of time.

In addition, a Fund may fair value its securities if an event that may materially affect the value of the Fund’s securities that trade outside of the United States (a “Significant Event”) has occurred between the time of the security’s last close and the time that the Fund calculates its NAV. A Significant Event may relate to a single issuer or to an entire market sector, country or region. Events that may be Significant Events may include: government actions, natural disasters, armed conflict, acts of terrorism and significant market fluctuations. If Krane becomes aware of a Significant Event that has occurred with respect to a portfolio instrument or group of portfolio instruments after the closing of the exchange or market on which the portfolio instrument or portfolio instruments principally trade, but before the time at which the Fund calculates its NAV, it will notify the Administrator and may request that an ad hoc meeting of the Fair Valuation Committee be called.

With respect to trade-halted securities, the Trust typically will fair value a trade-halted security by adjusting the security’s last market close price by the security’s sector performance, as measured by a predetermined index, unless Krane recommends and the Trust’s Fair Valuation Committee determines to make additional adjustments. Certain foreign securities exchanges have mechanisms in place that confine one day’s price movement in an individual security to a pre-determined price range (the “Exchange Range”) based on that day’s opening price (“Collared Securities”). Fair value determinations for such Collared Securities will generally be capped based on the Exchange Range relevant to that security. As an example, China A-Shares can only be plus or minus ten percent in one day of trading on the relevant mainland China equity exchange. As a result, the fair value price determination for China A-Shares on a given day will generally be capped plus or minus ten percent.

Fair value pricing involves subjective judgments and it is possible that a fair value determination for a security is materially different than the value that could actually be realized upon the sale of the security or that another fund that uses market quotations or its own fair value procedures to price the same securities.

Trading in securities on many foreign exchanges is normally completed before the close of business on each Business Day. In addition, securities trading in a particular country or countries may not take place on each Business Day or may take place on days that are not Business Days. Changes in valuations on certain securities may occur at times or on days on which a Fund’s NAV is not calculated and on which Fund shares do not trade and sales and redemptions of shares do not occur. As a result, the value of the Fund’s portfolio securities and the net asset value of its shares may change on days when share purchases or sales cannot occur.

## Shareholder Information

### Buying and Selling Fund Shares

Shares of a Fund may be purchased or redeemed directly from the Fund only in Creation Units or multiples thereof. Only a broker-dealer ("Authorized Participant") that enters into an Authorized Participant Agreement with the Fund's distributor, SEI Investments Distribution Co. (the "Distributor"), may engage in creation and redemption transactions directly with the Fund. Purchases and redemptions directly with a Fund must follow the Fund's procedures, and are subject to transaction fees, which are described in the SAI. Orders for such transactions may be rejected or delayed if they are not submitted in good order and subject to the other conditions set forth in this prospectus and the SAI. Please see the SAI for more information about purchases and redemptions of Creation Units.

Once purchased (i.e., created) by an Authorized Participant, shares are listed on the Exchange and trade in the secondary market. When you buy or sell a Fund's shares in the secondary market, you will pay or receive the market price. The price at which you buy or sell Shares (i.e., the market price) may be more or less than the NAV of the Shares. Unless imposed by your broker, there is no minimum dollar amount you must invest in the Fund and no minimum number of Shares you must buy. Shares can be bought and sold throughout the trading day like other publicly traded securities. Most investors will buy and sell shares through a broker and, thus, will incur customary brokerage commissions and charges when buying or selling shares. **Except when aggregated in Creation Units, Shares are not redeemable by the Fund.**

The secondary markets are closed on weekends and also are generally closed on the following holidays: New Year's Day, Martin Luther King, Jr. Day, Presidents' Day, Good Friday, Memorial Day (observed), Independence Day, Labor Day, Columbus Day, Veterans' Day, Thanksgiving Day, and Christmas Day.

For more information on how to buy and sell shares of a Fund, call 1.855.857.2638 or visit [www.kraneshares.com](http://www.kraneshares.com).

### Premium/Discount Information

Information showing the number of days the market price of each Fund's shares was greater than the Fund's NAV per share (i.e., at a premium) and the number of days it was less than the Fund's NAV per share (i.e., at a discount) for various time periods is available by visiting the Fund's website at [www.kraneshares.com](http://www.kraneshares.com). The premium and discount information contained on the website represents past performance and cannot be used to predict future results.

### Portfolio Holdings Information

Each day the Fund is open for business, the Trust publicly disseminates the Fund's full portfolio holdings as of the close of the previous day through the website. A description of the Funds' policies and procedures with respect to the disclosure of Fund portfolio holdings is available in the Funds' Statement of Additional Information ("SAI"). The holdings of a Fund can be found on the Funds' website at [www.kraneshares.com](http://www.kraneshares.com).

### Active Investors and Market Timing

The Trust's Board of Trustees has determined not to adopt policies and procedures designed to prevent or monitor for frequent purchases and redemptions of each Fund's shares because each Fund sells and redeems its shares at NAV only in Creation Units pursuant to the terms of an Authorized Participant Agreement between the Authorized Participant and the Distributor, and such direct trading between the Fund and Authorized Participants is critical to ensuring that the Fund's shares trade at or close to NAV. Further, the vast majority of trading in Fund shares occurs on the

## Shareholder Information

secondary market, which does not involve a Fund directly and therefore does not cause the Fund to experience many of the harmful effects of market timing, such as dilution and disruption of portfolio management. In addition, each Fund imposes a transaction fee on Creation Unit transactions, which is designed to offset transfer and other transaction costs incurred by the Fund in connection with the issuance and redemption of Creation Units and may employ fair valuation pricing to minimize potential dilution from market timing. Each Fund reserves the right to reject any purchase order at any time and reserves the right to impose restrictions on disruptive, excessive, or short-term trading.

### Investments by Registered Investment Companies

Section 12(d)(1) of the 1940 Act restricts investments by investment companies in the securities of other investment companies, including shares of each Fund. Registered investment companies are permitted to invest in each Fund beyond the limits set forth in Section 12(d)(1) subject to certain terms and conditions set forth in SEC exemptive relief, including that such investment companies enter into an agreement with each Fund. However, since each of KraneShares MSCI All China Index ETF and KraneShares Global Carbon ETF do not currently intend to limit its investments in other investment companies as required by Section 12(d)(1), other registered investment companies generally will not be able to invest in any of those Funds in reliance on the exemptive relief. This policy is subject to change.

### Continuous Offering

The method by which Creation Units of Fund shares are created and traded may raise certain issues under applicable securities laws. Because new Creation Units of shares are issued and sold by each Fund on an ongoing basis, a “distribution,” as such term is used in the Securities Act, may occur at any point. Broker-dealers and other persons are cautioned that some activities on their part may, depending on the circumstances, result in their being deemed participants in a distribution in a manner which could render them statutory underwriters and subject them to the prospectus delivery requirement and liability provisions of the Securities Act.

For example, a broker-dealer firm or its client may be deemed a statutory underwriter if it takes Creation Units after placing an order with the Distributor, breaks them down into constituent shares and sells the shares directly to customers or if it chooses to couple the creation of a supply of new shares with an active selling effort involving solicitation of secondary market demand for shares. A determination of whether one is an underwriter for purposes of the Securities Act must take into account all the facts and circumstances pertaining to the activities of the broker-dealer or its client in the particular case, and the examples mentioned above should not be considered a complete description of all the activities that could lead to a characterization as an underwriter.

Broker-dealer firms should also note that dealers who are not “underwriters” but are effecting transactions in shares, whether or not participating in the distribution of shares, are generally required to deliver a prospectus. This is because the prospectus delivery exemption in Section 4(3) of the Securities Act is not available in respect of such transactions as a result of Section 24(d) of the 1940 Act. As a result, broker-dealer firms should note that dealers who are not “underwriters” but are participating in a distribution (as contrasted with engaging in ordinary secondary market transactions) and thus dealing with the shares that are part of an overallotment within the meaning of Section 4(3)(C) of the Securities Act, will be unable to take advantage of the prospectus delivery exemption provided by Section 4(3) of the Securities Act. For delivery of prospectuses to exchange members, the prospectus delivery mechanism of Rule 153 under the Securities Act is only available with respect to transactions on a national exchange.

## Shareholder Information

Dealers effecting transactions in a Fund's shares, whether or not participating in this distribution, are generally required to deliver a Prospectus. This is in addition to any obligation of dealers to deliver a Prospectus when acting as underwriters.

### Payments to Broker-Dealers and Other Financial Intermediaries

If you purchase shares of a Fund through a broker-dealer or other financial intermediary (such as a bank), Krane, a Fund sub-adviser or an affiliate may pay the intermediary for marketing activities or other services related to the sale or promotion of the Fund. These payments may create a conflict of interest by influencing the broker-dealer or other financial intermediary and your salesperson to recommend the Fund over another investment. Ask your salesperson or visit your financial intermediary's website for more information.

### Distribution Plan

The Fund has adopted a Distribution Plan (the "Plan") that allows each Fund to pay distribution fees to the Distributor and other firms that provide distribution services ("Service Providers"). Under the Plan, if a Service Provider provides distribution services, a Fund would pay distribution fees to the Distributor at an annual rate not to exceed 0.25% of average daily net assets, pursuant to Rule 12b-1 under the 1940 Act. The Distributor would, in turn, pay the Service Provider out of its fees. The Board of Trustees currently has determined not to implement any 12b-1 fees pursuant to the Plan. 12b-1 fees may only be imposed after approval by the Board of Trustees. Because any distribution fees would be paid out of a Fund's assets on an on-going basis, if payments are made in the future, the distribution fees would increase the cost of your investment and may cost you more than paying other types of sales charges.

### Householding Policy

To reduce expenses, we mail only one copy of the prospectus or summary prospectus, each annual and semi-annual report, and any proxy statements to each address shared by two or more accounts with the same last name or that the Trust reasonably believes are members of the same family. If you wish to receive individual copies of these documents, please call the Trust at 1.855.857.2638 between the hours of 8:30 a.m. and 6:00 p.m. Eastern Time on days the Fund is open for business or contact your financial institution. We will begin sending you individual copies thirty days after receiving your request. **Investors who hold their shares through an intermediary are subject to the intermediary's policies. Contact your financial intermediary for any questions you may have.**

### Dividends and Distributions

Each Fund, except for the KraneShares Asia Pacific High Yield Bond ETF, KraneShares China Credit Index ETF and the KraneShares Bloomberg Barclays China Bond Inclusion Index ETF, intends to pay out dividends, if any, at least annually; each of KraneShares Asia Pacific High Yield Bond ETF, KraneShares China Credit Index ETF and the KraneShares Bloomberg Barclays China Bond Inclusion Index ETF intend to pay out dividends, if any, at least monthly. Each Fund also distributes its net realized capital gains, if any, to investors annually. Each Fund may make distributions on a more frequent basis. A Fund may occasionally be required to make supplemental distributions at some other time during the year. Distributions in cash may be reinvested automatically in additional whole shares only if the broker through whom you purchased shares makes such option available. Your broker is responsible for distributing the income and capital gain distributions to you. The Trust reserves the right to declare special distributions if, in its reasonable discretion, such action is necessary or advisable.

## Additional Tax Information

The following is a summary of some important tax issues that affect each Fund and its shareholders. The summary is based on current tax laws, which may be changed by legislative, judicial or administrative action. You should not consider this summary to be a detailed explanation of the tax treatment of the Funds, or the tax consequences of an investment in a Fund. **More information about taxes is located in the SAI. You are urged to consult your tax adviser regarding specific questions as to federal, state and local income taxes.**

### Tax Status of each Fund

Each Fund is treated as a separate entity for federal tax purposes, and intends to qualify for the special tax treatment afforded to regulated investment companies. As long as a Fund qualifies for treatment as a regulated investment company, it pays no federal income tax on the earnings it distributes to shareholders.

### Tax Status of Distributions

Each Fund will, at least annually, distribute substantially all of its net investment taxable income and net capital gains income.

The income dividends you receive from a Fund (which include the Fund's short-term capital gains) will be taxed as either ordinary income or qualified dividend income. For non-corporate shareholders, dividends that are reported as qualified dividend income are generally taxable at reduced maximum tax rates to the extent that the Fund receives qualified dividend income and subject to certain limitations and holding period requirements.

Distributions of a Fund's short-term capital gains are generally taxable as ordinary income. Any distributions of net capital gain (the excess of a Fund's net long-term capital gains over its net short-term capital losses) are taxable as long-term capital gains regardless of how long you have owned your shares. Long-term capital gains are taxable at reduced maximum tax rates.

If a Fund makes distributions to a shareholder in excess of the Fund's current and accumulated earnings and profits in any taxable year, the excess distribution will be treated as a return of capital to the extent of the shareholder's tax basis in its shares, and thereafter as capital gain. A return of capital is not taxable, but reduces a shareholder's tax basis in its shares, thus reducing any loss or increasing any gain on a subsequent taxable disposition by the shareholder of its shares.

Each Fund may invest in complex securities. These investments may be subject to numerous special and complex rules. These rules could affect whether gains and losses recognized by a Fund are treated as ordinary income or capital gain, accelerate the recognition of income to the Fund and/or defer the Fund's ability to recognize losses. In turn, these rules may affect the amount, timing or character of distributions you receive from a Fund.

Dividends and distributions are generally taxable to you whether you receive them in cash or in additional shares. Corporate shareholders may be entitled to a dividends-received deduction for the portion of dividends they receive that is attributable to dividends received by the Fund from U.S. corporations, subject to certain limitations. The KraneShares Asia Pacific High Yield Bond ETF, KraneShares Bloomberg Barclays China Bond Inclusion Index ETF, KraneShares Boserer MSCI China A Share ETF, KraneShares China Credit Index ETF, and KraneShares MSCI China A Hedged Index ETF do not expect to distribute dividends eligible for qualified dividend income treatment or the dividends received deduction.

## Additional Tax Information

Distributions paid in January but declared by a Fund in October, November or December of the previous year may be taxable to you in the previous year. Your broker will inform you of the amount of your ordinary income dividends, qualified dividend income, and capital gains distributions shortly after the close of each calendar year.

If you lend your Fund shares pursuant to securities lending arrangements, you may lose the ability to treat the Fund's dividends (paid while the shares are held by the borrower) as qualified dividend income. Consult your financial intermediary or tax adviser.

Some foreign governments levy withholding taxes against dividend and interest income. Although in some countries a portion of these withholding taxes is recoverable, the non-recovered portion will reduce the income received from the securities in a Fund. If more than 50% of the total assets of a Fund at the close of a year consist of non-U.S. stocks or securities, then the Fund may elect, for U.S. federal income tax purposes, to treat certain non-U.S. income taxes (including withholding taxes) paid by the Fund as paid by its shareholders. The Fund will provide you with the information necessary to reflect foreign taxes paid on your income tax return if it makes this election. Please see “— Chinese Tax Considerations” below for a further discussion of these issues with respect to China, which imposes withholding taxes on interest payments, dividends and possibly capital gains from PRC securities.

If you hold your shares in a tax-qualified retirement account, you generally will not be subject to federal taxation on income received with respect to the shares (including Fund dividends and distributions, and any gain on the sale of shares), until you begin receiving payments from your retirement account. You should consult your tax adviser regarding the tax rules that apply to your retirement account.

### Tax Status of Share Transactions

Any capital gain or loss upon a sale of a Fund's shares is generally treated as a long-term gain or loss if the shares have been held for more than one year and as a short-term gain or loss if held for one year or less. Any capital loss on the sale of a Fund's shares held for six months or less is treated as a long-term capital loss to the extent that any capital gain distributions were paid with respect to such shares.

### Medicare Contribution Tax

U.S. individuals with income exceeding \$200,000 (\$250,000 if married and filing jointly) are subject to a 3.8% Medicare contribution tax on all or a portion of their “net investment income,” including interest, dividends, and certain capital gains (including capital gains realized on the sale or exchange of shares of a Fund). This 3.8% tax also applies to all or a portion of the undistributed net investment income of certain shareholders that are estates and trusts.

### Back-Up Withholding

Each Fund will be required in certain cases to withhold at applicable withholding rates (currently 24%) and remit to the U.S. Treasury the amount withheld on amounts payable to any shareholder who (1) has provided the Fund either an incorrect tax identification number or no number at all, (2) is subject to back-up withholding by the Internal Revenue Service (“IRS”) for failure to properly report payments of interest or dividends, (3) has failed to certify to the Fund that such shareholder is not subject to back-up withholding, or (4) has not certified that such shareholder is a U.S. person (including a U.S. resident alien).

## Additional Tax Information

### Non-U.S. Investors

If you are not a citizen or permanent resident of the United States or if you are a non-U.S. entity, each Fund's ordinary income dividends (which include distributions of net short-term capital gains) will generally be subject to a 30% U.S. withholding tax, unless a lower treaty rate applies, provided that withholding tax will generally not apply to any gain or income realized by a non-U.S. shareholder in respect of any distributions of long-term capital gains or upon the sale or other disposition of shares of the Fund. The withholding tax will also not apply to properly designated interest-related dividends and short-term capital gain dividends. You also may potentially be subject to U.S. federal estate taxes.

A 30% withholding tax will generally be imposed on dividends paid by a Fund to (i) foreign financial institutions including non-U.S. investment funds unless they agree to collect and disclose to the IRS, or the tax authorities in their home jurisdictions, information regarding their direct and indirect U.S. account holders and (ii) certain other foreign entities, unless they certify certain information regarding their direct and indirect U.S. owners. A non-U.S. shareholder may be exempt from the withholding described in this paragraph under an intergovernmental agreement between the United States and a foreign government, provided that the shareholder and the applicable foreign government comply with the terms of such agreement. Proposed regulations (which are effective while pending) eliminate the application of the Foreign Account Tax Compliance Act ("FATCA") withholding tax to capital gain dividends and redemption proceeds that was scheduled to take effect in 2019.

### State Tax Considerations

In addition to federal taxes, distributions by a Fund and ownership of a Fund's shares may be subject to state and local taxes. You should consult your tax adviser regarding how state and local tax laws affect your investment in the Fund's shares.

### Chinese Tax Considerations

Although Chinese law provides for a 10% tax on capital gains realized by non-residents ("CGT"), significant uncertainties remain regarding the implementation of this law. Such uncertainties may result in capital gains imposed upon the Fund relative to debt securities of companies headquartered, managed or listed in China. While the application and enforcement of this law with respect to the Funds remain subject to clarification, to the extent that such taxes are imposed on any capital gains of the Funds, the Funds' NAV or returns may be adversely impacted.

Per a circular (Caishui [2014] 79), the Fund is temporarily exempt from the Chinese CGT on trading in A-Shares as a QFII or RQFII on the Shanghai Stock Exchange through the Shanghai-Hong Kong Stock Connect as of November 17, 2014, and the Shenzhen Stock Exchange through the Shenzhen-Hong Kong Stock Connect as of December 5, 2016. There is no indication as to how long the temporary exemption will remain in effect. Accordingly, a Fund may be subject to such taxes in the future. On November 7, 2018, the Chinese government announced a three-year exemption from the corporate income tax withholding tax and value added tax for China-sourced bond interest derived by overseas institutional investors, but its application, such as with respect to the type of debt issuers covered by the exemption, and whether such taxes will be implemented again after November 6, 2021, remains unclear in certain respects.

The Funds reserve the right to establish reserves for taxes which present uncertainty as to whether they will be assessed, although they currently do not do so. If a Fund establishes such a reserve but is not ultimately subject to these taxes, shareholders who redeemed or sold their shares while the



## Additional Tax Information

reserve was in place will effectively bear the tax and may not benefit from the later release, if any, of the reserve. Conversely, if a Fund does not establish such a reserve but ultimately is subject to the tax, shareholders who redeemed or sold their shares prior to the tax being withheld, reserved or paid will have effectively avoided the tax. Investors should note that such provision, if any, may be excessive or inadequate to meet actual tax liabilities (which could include interest and penalties) on a Fund's investments. As a result, investors may be advantaged or disadvantaged depending on the final rules of the relevant tax authorities.

### Taxes on Creations and Redemptions of Creation Units

A person who purchases a Creation Unit by exchanging securities in-kind generally will recognize a gain or loss equal to the difference between (i) the sum of the market value of the Creation Units at the time of the exchange and any net amount of cash received by the Authorized Participant in the exchange and (ii) the sum of the purchaser's aggregate basis in the securities surrendered and any net amount of cash paid for the Creation Units. A person who redeems Creation Units and receives securities in-kind from a Fund will generally recognize a gain or loss equal to the difference between the redeemer's basis in the Creation Units, and the aggregate market value of the securities received and any net cash received. The IRS, however, may assert that a loss realized upon an in-kind exchange of securities for Creation Units or an exchange of Creation Units for securities cannot be deducted currently under the rules governing "wash sales," or on the basis that there has been no significant change in economic position. Persons effecting in-kind creations or redemptions should consult their own tax adviser with respect to these matters.

Each Fund has the right to reject an order for Creation Units if the purchaser (or a group of purchasers) would, upon obtaining the shares so ordered, own 80% or more of the outstanding shares of the Fund and if, pursuant to section 351 of the Code, the Fund would have a basis in the deposit securities different from the market value of such securities on the date of deposit. Each Fund also has the right to require information necessary to determine beneficial share ownership for purposes of the 80% determinations.

## Index Provider Information and Disclaimers

### **KraneShares Asia Robotics and Artificial Intelligence Index ETF** **KraneShares Emerging Markets Consumer Technology Index ETF** **KraneShares Emerging Markets Healthcare Index ETF**

Solactive AG is a leading index provider to exchange-traded funds. Solactive is not affiliated with is not affiliated with the Trust, Krane, the Trust's administrator, custodian, transfer agent or Distributor, or any of their respective affiliates. "Solactive" is a trademark of the Solactive AG. Krane has entered into a license agreement with Solactive to use the relevant Underlying Index and Solactive marks, and sublicenses such rights to the relevant Fund at no charge. Krane uses the marks for the purpose of promoting and marketing the Funds.

*The Funds are not in any way sponsored, endorsed, sold or promoted by the Solactive and Solactive does not make any claim, prediction, warranty or representation whatsoever, expressly or impliedly, either as to (i) the results to be obtained from the use of the Underlying Index, (ii) the figure at which the Underlying Index is said to stand at any particular time on any particular day or otherwise, or (iii) the fitness or suitability of the Underlying Index for the particular purpose to which it is being put in connection with the Funds. Solactive has not provided and does not provide any financial or investment advice or recommendation in relation to the Underlying Index to Krane or its affiliates or to its customers or clients, including the Funds. The Underlying Index is calculated by Solactive or its agent. Solactive is not liable (whether in negligence or otherwise) to any person for any error in the Underlying Index and is under no obligation to advise any person of any error therein. All rights in the Underlying Index vest in Solactive.*

*The Index Provider makes no warranty, express or implied, as to results to be obtained by Krane or its affiliates, owners of shares of the Funds or any other person or entity from the use of the Underlying Index or any data included therein. The Index Provider makes no express or implied warranties and expressly disclaims all warranties of merchantability or fitness for a particular purpose or use with respect to the Underlying Index or any data included therein. Without limiting any of the foregoing, in no event shall the Index Provider have any liability for any special, punitive, indirect or consequential damages (including lost profits) resulting from the use of the Underlying Index or any data included therein, even if notified of the possibility of such damages.*

### **KraneShares Bosera MSCI China A Share Index** **KraneShares MSCI All China Consumer Discretionary Index ETF** **KraneShares MSCI All China Consumer Staples Index ETF** **KraneShares MSCI All China Health Care Index ETF** **KraneShares MSCI All China Index ETF** **KraneShares MSCI China A Hedged Index ETF** **KraneShares MSCI China Clean Technology Index ETF** **KraneShares MSCI Emerging Markets ex China Index ETF** **KraneShares MSCI One Belt One Road Index ETF** **KraneShares MSCI China ESG Leaders Index ETF**

MSCI Inc. is a leading provider of global indexes. MSCI is not affiliated with the Trust, Krane, the Trust's administrator, custodian, transfer agent or Distributor, or any of their respective affiliates. Krane has entered into a license agreement with MSCI to use the relevant Underlying Indexes and MSCI marks, and sublicenses such rights to the relevant Funds at no charge. Krane uses the marks for the purpose of promoting and marketing the Funds.

## Index Provider Information and Disclaimers

*The Funds are not sponsored, endorsed, sold or promoted by MSCI Inc. ("MSCI"), any of its affiliates, any of its information providers or any other third party involved in, or related to, compiling, computing or creating any MSCI index (collectively, the "MSCI Parties"). The MSCI indexes are the exclusive property of MSCI. MSCI and the MSCI index names are service mark(s) of MSCI or its affiliates and have been licensed for use for certain purposes by Krane. None of the MSCI parties makes any representation or warranty, express or implied, to the issuer or owners of the Funds or any other person or entity regarding the advisability of investing in funds generally or in this fund particularly or the ability of any MSCI index to track corresponding stock market performance. MSCI or its affiliates are the licensors of certain trademarks, service marks and trade names and of the MSCI indexes which are determined, composed and calculated by MSCI without regard to the Funds or the issuer or owners of the Funds or any other person or entity. None of the MSCI Parties has any obligation to take the needs of the issuer or owners of the Funds or any other person or entity into consideration in determining, composing or calculating the MSCI indexes. None of the MSCI Parties is responsible for or has participated in the determination of the timing of, prices at, or quantities of the Funds to be issued or in the determination or calculation of the equation by or the consideration into which the Funds are redeemable. Further, none of the MSCI Parties has any obligation or liability to the issuer or owners of the Funds or any other person or entity in connection with the administration, marketing or offering of the Funds.*

*Although MSCI shall obtain information for inclusion in or for use in the calculation of the MSCI indexes from sources that MSCI considers reliable, none of the MSCI Parties warrants or guarantees the originality, accuracy and/or the completeness of any MSCI index or any data included therein. None of the MSCI Parties makes any warranty, express or implied, as to results to be obtained by the issuer of the Funds, owners of the Funds, or any other person or entity, from the use of any MSCI Index or any data included therein. None of the MSCI Parties shall have any liability for any errors, omissions or interruptions of or in connection with any MSCI index or any data included therein. Further, none of the MSCI Parties makes any express or implied warranties of any kind, and the MSCI Parties hereby expressly disclaim all warranties of merchantability and fitness for a particular purpose, with respect to each MSCI index and any data included therein. Without limiting any of the foregoing, in no event shall any of the MSCI Parties have any liability for any direct, indirect, special, punitive, consequential or any other damages (including lost profits) even if notified of the possibility of such damages. No purchaser, seller or holder of this security, product or fund, or any other person or entity, should use or refer to any MSCI trade name, trademark or service mark to sponsor, endorse, market or promote this security without first contacting MSCI to determine whether MSCI's permission is required. Under no circumstances may any person or entity claim any affiliation with MSCI without the prior written permission of MSCI.*

### **KraneShares CICC China Leaders 100 Index ETF** **KraneShares CSI China Internet ETF**

China Securities Index Co., Ltd. ("CSI"), a leading index provider in China, is a joint venture between the Shanghai Stock Exchange and the Shenzhen Stock Exchange that specializes in the creation of indices and index-related services. CSI is not affiliated with the Trust, Krane, the Trust's administrator, custodian, transfer agent or Distributor, or any of their respective affiliates. Krane has entered into a license agreement with CSI to use the relevant Underlying Indexes and CSI marks, and sublicenses such rights to the relevant Funds at no charge. Krane uses the marks for the purpose of promoting and marketing the Funds.

## Index Provider Information and Disclaimers

*The Funds are neither sponsored nor promoted, distributed or in any other manner supported by CSI. The Underlying Indexes are compiled and calculated by CSI. CSI will apply all necessary means to ensure the accuracy of the Underlying Indexes. However, neither CSI nor the Shanghai Stock Exchange nor the Shenzhen Stock Exchange shall be liable (whether in negligence or otherwise) to any person for any error in the Underlying Indexes and neither CSI nor the Shanghai Stock Exchange nor the Shenzhen Stock Exchange shall be under any obligation to advise any person of any error therein. All copyrights in the Underlying Index values and constituent lists vest in CSI. Neither the publication of the Underlying Indexes by CSI nor the granting of a license of rights relating to the Underlying Indexes or to the Index Trademark for the utilization in connection with the Funds, represents a recommendation by CSI for a capital investment or contains in any manner a warranty or opinion by CSI with respect to the attractiveness of an investment in the Funds.*

### **KraneShares Bloomberg Barclays China Bond Inclusion Index ETF**

### **KraneShares China Credit Index ETF**

### **KraneShares Electric Vehicles and Future Mobility Index ETF**

“Bloomberg®” and Bloomberg Barclays Liquid China Credit Index, Bloomberg Barclays China Inclusion Focused Bond Index, and Bloomberg Electric Vehicles Index (the “Indices”) are service marks of Bloomberg Finance L.P. and its affiliates, including Bloomberg Index Services Limited (“BISL”), the administrator of the index (collectively, “Bloomberg”), and have been licensed for use for certain purposes by Krane.

*The Funds are not sponsored, endorsed, sold or promoted by Bloomberg. Bloomberg does not make any representation or warranty, express or implied, to the owners of or counterparties to the Funds or any member of the public regarding the advisability of investing in securities generally or in the Funds particularly. The only relationship of Bloomberg to Krane is the licensing of certain trademarks, trade names and service marks and of the Indices, which is determined, composed and calculated by BISL without regard to Krane or the Funds. Bloomberg has no obligation to take the needs of Krane, or the owners of the Funds into consideration in determining, composing or calculating the Indices. Bloomberg is not responsible for and has not participated in the determination of the timing of, prices at, or quantities of the Funds to be issued. Bloomberg shall not have any obligation or liability, including, without limitation, to Funds customers, in connection with the administration, marketing or trading of the Funds*

**BLOOMBERG DOES NOT GUARANTEE THE ACCURACY AND/OR THE COMPLETENESS OF THE INDICES OR ANY DATA RELATED THERETO AND SHALL HAVE NO LIABILITY FOR ANY ERRORS, OMISSIONS OR INTERRUPTIONS THEREIN. BLOOMBERG DOES NOT MAKE ANY WARRANTY, EXPRESS OR IMPLIED, AS TO RESULTS TO BE OBTAINED BY KRANE, OWNERS OF THE FUNDS OR ANY OTHER PERSON OR ENTITY FROM THE USE OF THE INDICES OR ANY DATA RELATED THERETO. BLOOMBERG DOES NOT MAKE ANY EXPRESS OR IMPLIED WARRANTIES AND EXPRESSLY DISCLAIMS ALL WARRANTIES OF MERCHANTABILITY OR FITNESS FOR A PARTICULAR PURPOSE OR USE WITH RESPECT TO THE INDICES OR ANY DATA RELATED THERETO. WITHOUT LIMITING ANY OF THE FOREGOING, TO THE MAXIMUM EXTENT ALLOWED BY LAW, BLOOMBERG, ITS LICENSORS, AND ITS AND THEIR RESPECTIVE EMPLOYEES, CONTRACTORS, AGENTS, SUPPLIERS, AND VENDORS SHALL HAVE NO LIABILITY OR RESPONSIBILITY WHATSOEVER FOR ANY INJURY OR DAMAGES — WHETHER DIRECT, INDIRECT, CONSEQUENTIAL, INCIDENTAL, PUNITIVE OR OTHERWISE — ARISING IN CONNECTION WITH THE FUNDS OR INDICES OR ANY DATA OR VALUES RELATING THERETO — WHETHER ARISING FROM THEIR NEGLIGENCE OR OTHERWISE, EVEN IF NOTIFIED OF THE POSSIBILITY THEREOF.**

## Index Provider Information and Disclaimers

### KraneShares SSE STAR Market 50 Index ETF

The Shanghai Stock Exchange ("SSE") is a comprehensive exchange. China Securities Index Co., Ltd. ("CSI") is a leading index provider in China. Neither SSE nor CSI is affiliated with the Trust, Krane, the Trust's administrator, custodian, transfer agent or Distributor, or any of their respective affiliates. Krane has entered into a license agreement with CSI to use the relevant Underlying Index and SSE and CSI marks, and sublicenses such rights to the Fund at no charge. Krane uses the marks for the purpose of promoting and marketing the Fund.

*The Fund is not in any way sponsored, endorsed, sold or promoted by SSE or CSI and neither SSE nor CSI makes any claim, prediction, warranty or representation whatsoever, expressly or impliedly, either as to (i) the results to be obtained from the use of the Underlying Index, (ii) the figure at which the Underlying Index is said to stand at any particular time on any particular day or otherwise, or (iii) the fitness or suitability of the Underlying Index for the particular purpose to which it is being put in connection with the Funds. Neither SSE nor CSI have provided and does not provide any financial or investment advice or recommendation in relation to the Underlying Index to Krane or its affiliates or to its customers or clients, including the Funds. The Underlying Index is calculated by CSI or its agent. Neither SSE nor CSI are liable (whether in negligence or otherwise) to any person for any error in the Underlying Index and is under no obligation to advise any person of any error therein. All rights in the Underlying Index vest in SSE or CSI.*

*SSE and CSI make no warranty, express or implied, as to results to be obtained by Krane or its affiliates, owners of shares of the Fund or any other person or entity from the use of the Underlying Index or any data included therein. They make no express or implied warranties and expressly disclaim all warranties of merchantability or fitness for a particular purpose or use with respect to the Underlying Index or any data included therein. Without limiting any of the foregoing, in no event shall SSE or CSI have any liability for any special, punitive, indirect or consequential damages (including lost profits) resulting from the use of the Underlying Index or any data included therein, even if notified of the possibility of such damages.*

### KraneShares CICC China 5G & Semiconductor Index ETF

### KraneShares CICC China Consumer Leaders Index ETF

FASTINDX is not affiliated with the Trust, Krane, the Trust's administrator, custodian, transfer agent or Distributor, or any of their respective affiliates. "FASTINDX" is a trademark of Fuzzy Logix, Inc. Krane has entered into a license agreement with FASTINDX to use the relevant Underlying Index and FASTINDX marks, and sublicenses such rights to the relevant Fund at no charge. Krane uses the marks for the purpose of promoting and marketing the Funds.

*The Fund is neither sponsored nor promoted, distributed or in any other manner supported by FASTINDX. The Underlying Index is compiled and calculated by FASTINDX. Although FASTINDX shall obtain information for inclusion in or for use in the calculation of certain index(es) from sources that FASTINDX considers reliable, FASTINDX does not warrant or guarantee the originality, accuracy and/or the completeness of any FASTINDX index or any data included therein.*

*FASTINDX will apply all necessary means to ensure the accuracy of the Underlying Index. However, FASTINDX shall not be liable (whether in negligence or otherwise) to any person for any error in the Underlying Index and FASTINDX shall be under no obligation to advise any person of any error therein.*

## Index Provider Information and Disclaimers

*All copyrights in the Underlying Index values and constituent lists vest in FASTINDEX. Neither the publication of the Underlying Index by FASTINDEX nor the granting of a license of rights relating to the Underlying Index or to the Index Trademark for the utilization in connection with the Fund, represents a recommendation by FASTINDEX for a capital investment or contains in any manner a warranty or opinion by FASTINDEX with respect to the attractiveness of an investment in the Fund.*

**More information about each Index Provider is located in the SAI.**

## Additional Disclaimers

### Krane and Trust Disclaimer

*Neither Krane nor the Trust guarantees the accuracy or the completeness of any Underlying Index or any data included therein and neither shall have any liability for any errors, omissions or interruptions therein. Krane and the Funds further make no representation or warranty, express or implied, to the owners of shares of the Funds or any members of the public as to results to be obtained by the Funds from the use of any Underlying Index, as to any data included therein, or as to the advisability of investing in securities generally or in the Funds particularly. Krane expressly disclaims all warranties of merchantability or fitness for a particular purpose or use with respect to any Underlying Index or Fund. Without limiting any of the foregoing, in no event shall Krane have any liability for any special, punitive, direct, indirect or consequential damages (including lost profits), even if notified of the possibility of such damages.*

### NYSE Arca, Inc. Disclaimer

*Shares of the Funds are not sponsored, endorsed or promoted by NYSE Arca, Inc. ("NYSE Arca"). NYSE Arca makes no representation or warranty, express or implied, to the owners of the shares of the Funds or any member of the public regarding the ability of the Funds to track the total return performance of the Underlying Index or the ability of the Underlying Indexes to track stock market performance. NYSE Arca is not responsible for, nor has it participated in, the determination of the compilation or the calculation of the Underlying Indexes, nor in the determination of the timing of, prices of, or quantities of shares of the Funds to be issued, nor in the determination or calculation of the equation by which the shares are redeemable. NYSE Arca has no obligation or liability to owners of the shares of the Funds in connection with the administration, marketing or trading of the shares of the Funds.*

*NYSE Arca does not guarantee the accuracy and/or the completeness of the Underlying Indexes or any data included therein. NYSE Arca makes no warranty, express or implied, as to results to be obtained by the Trust on behalf of the Funds as licensee, licensee's customers and counterparties, owners of the shares of the Funds, or any other person or entity from the use of the subject index or any data included therein in connection with the rights licensed as described herein or for any other use. NYSE Arca makes no express or implied warranties and hereby expressly disclaims all warranties of merchantability or fitness for a particular purpose with respect to the Underlying Indexes or any data included therein. Without limiting any of the foregoing, in no event shall NYSE Arca have any liability for any direct, indirect, special, punitive, consequential or any other damages (including lost profits) even if notified of the possibility of such damages.*

## Financial Highlights

The table that follows presents the financial highlights for each Fund that was operational as of the fiscal year ended March 31, 2021. The table is intended to help you understand each Fund's financial performance. Certain information reflects financial results for a single Fund share. The total returns in the table represent the rate that an investor would have earned or lost, on an investment in the Fund (assuming reinvestment of all dividends and distributions). The information for the fiscal years or periods ended March 31, 2021, March 31, 2020, March 31, 2019, March 31, 2018 and March 31, 2017 have been derived from financial statements audited by KPMG LLP, the Trust's independent registered public accounting firm, whose report, along with the financial highlights and financial statements, is included in the annual report to shareholders dated March 31, 2021, which is incorporated by reference herein and is available upon request.



## Financial Highlights

### KraneShares Boserá MSCI China A Share ETF (KBA)

#### Selected Per Share Data & Ratios

For the Years/Periods Ended March 31 (unless otherwise indicated)

For a Share Outstanding Throughout Each Period

KraneShares Boserá MSCI China A Share ETF	2021	2020	2019	2018 <sup>(1)</sup>	2017
Net Asset Value, Beginning of Period (\$) . . . . .	29.51	31.88	34.47	28.38	30.37
Net Investment Income (Loss) (\$) * . . . . .	0.30	0.47	0.60	0.21	(0.01)
Net Realized and Unrealized Gain (Loss) on					
Investments (\$) . . . . .	14.46	(2.34)	(2.27)	6.22	(0.67)
Total from Operations (\$) . . . . .	14.76	(1.87)	(1.67)	6.43	(0.68)
Distribution from Net Investment Income (\$) . . .	(0.30)	(0.50)	(0.52)	(0.18)	—
Distribution from Capital Gains (\$) . . . . .	—	—	(0.40)	(0.16)	(0.85)
Return of Capital (\$) . . . . .	—	—	—	—	(0.46)
Total from Distributions (\$) . . . . .	(0.30)	(0.50)	(0.92)	(0.34)	(1.31)
Net Asset Value, End of Period (\$) . . . . .	43.97	29.51	31.88	34.47	28.38
Total Return (%) ** . . . . .	50.00	(5.98)	(4.01)	22.68	(2.04)
Net Assets End of Period (\$) (000) . . . . .	802,364	507,508	604,035	353,324	52,494
Ratio of Expenses to Average Net Assets (%) . . .	0.59	0.59	0.60	0.60	0.72 <sup>(2)</sup>
Ratio of Expenses to Average Net Assets					
(Excluding Waivers) (%) . . . . .	0.79	0.80	0.80	0.80	0.84 <sup>(2)</sup>
Ratio of Net Investment Income (Loss) to Average					
Net Assets (%) . . . . .	0.74	1.52	2.05	0.61	(0.04)
Portfolio Turnover (%) . . . . .	35	91	106	52	95

(1) March 29, 2018 represents the last business day of the Fund's reporting period in 2018.

(2) As of February 17, 2017, pursuant to the terms of a Fee Waiver Agreement, the Adviser had contractually agreed to reduce its management fee by 0.20% of the Fund's average daily net assets.

\* Per share data calculated using average shares method.

\*\* Total return is based on the change in net asset value of a share during the year or period and assumes reinvestment of dividends and distributions at net asset value. Total return is for the period indicated and periods of less than one year have not been annualized. The return shown does not reflect the deduction of taxes that a shareholder would pay on Fund distributions or the redemption of Fund shares. Excludes effects of standard creation and redemption transaction fees associated with creation units.

Amounts designated as "—" are \$0 or have been rounded to \$0.

## Financial Highlights

### KraneShares CICC China Leaders 100 Index ETF (KFYP)

#### Selected Per Share Data & Ratios

For the Years/Periods Ended March 31 (unless otherwise indicated)

For a Share Outstanding Throughout Each Period

#### KraneShares CICC China Leaders 100 Index

ETF <sup>(1)</sup>	2021	2020	2019	2018 <sup>(2)</sup>	2017
Net Asset Value, Beginning of Period (\$)	25.03	28.00	33.88	34.06	28.02
Net Investment Income (\$)*	0.80	0.06	0.66	0.24	0.21
Net Realized and Unrealized Gain (Loss) on					
Investments (\$)	6.41	(2.98)	(2.09)	7.22	6.54
Total from Operations (\$)	7.21	(2.92)	(1.43)	7.46	6.75
Distribution from Net Investment Income (\$)	(0.83)	(0.05)	(0.68)	(0.30)	(0.33)
Distribution from Capital Gains (\$)	—	—	(3.77)	(7.34)	—
Return of Capital (\$)	—	—	—	—	(0.38)
Total from Distributions (\$)	(0.83)	(0.05)	(4.45)	(7.64)	(0.71)
Net Asset Value, End of Period (\$)	31.41	25.03	28.00	33.88	34.06
Total Return (%)**	28.90	(10.45)	(0.62)	22.57	24.54
Net Assets End of Period (\$) (000)	12,563	16,273	2,800	5,082	3,406
Ratio of Expenses to Average Net Assets (%)	0.69	0.69	0.70	0.71 <sup>(3)</sup>	0.84
Ratio of Expenses to Average Net Assets					
(Excluding Waivers) (%)	0.69	0.69	0.70	0.71 <sup>(3)</sup>	0.84
Ratio of Net Investment Income to Average Net					
Assets (%)	2.68	0.23	2.21	0.64	0.55
Portfolio Turnover (%)	143	126	181	105	86

(1) Effective November 1, 2018, the KraneShares Zacks New China ETF was renamed the KraneShares CICC China Leaders 100 Index ETF.

(2) March 29, 2018 represents the last business day of the Fund's reporting period in 2018.

(3) As of July 28, 2017, pursuant to the terms of a Fee Waiver Agreement, the Adviser has contractually agreed to reduce its management fee and/or reimburse the Fund in an amount equal to the fees paid by the Fund to counsel to the Independent Trustees of the Trust until July 31, 2018.

\* Per share data calculated using average shares method.

\*\* Total return is based on the change in net asset value of a share during the year or period and assumes reinvestment of dividends and distributions at net asset value. Total return is for the period indicated and periods of less than one year have not been annualized. The return shown does not reflect the deduction of taxes that a shareholder would pay on Fund distributions or the redemption of Fund shares. Excludes effects of standard creation and redemption transaction fees associated with creation units.

Amounts designated as "—" are \$0 or have been rounded to \$0.

## Financial Highlights

### KraneShares CSI China Internet ETF (KWEB)

#### Selected Per Share Data & Ratios

For the Years/Periods Ended March 31 (unless otherwise indicated)

For a Share Outstanding Throughout Each Period

KraneShares CSI China Internet ETF	2021	2020	2019	2018 <sup>(1)</sup>	2017
Net Asset Value, Beginning of Period (\$)	45.19	47.04	61.11	42.21	35.76
Net Investment Income (Loss) (\$)***	(0.28)	(0.02)	0.10	(0.19)	(0.27)
Net Realized and Unrealized Gain (Loss)					
on Investments (\$)	30.90	(1.79)	(12.90)	19.43	7.13
Total from Operations (\$)	30.62	(1.81)	(12.80)	19.24	6.86
Distribution from Net Investment					
Income (\$)	(0.22)	(0.04)	(0.01)	(0.34)	(0.30)
Distribution from Capital Gains (\$)	—	—	(1.26)	—	—
Return of Capital (\$)	—	—	—	—	(0.11)
Total from Distributions (\$)	(0.22)	(0.04)	(1.27)	(0.34)	(0.41)
Net Asset Value, End of Period (\$)	75.59	45.19	47.04	61.11	42.21
Total Return (%)**	67.77	(3.85)	(20.44)	45.62	19.44
Net Assets End of Period (\$) (000)	3,662,260	2,313,638	2,074,505	1,628,622	291,257
Ratio of Expenses to Average Net					
Assets (%)	0.70 <sup>(5)</sup>	0.73 <sup>(4)</sup>	0.75 <sup>(3)</sup>	0.70 <sup>(2)</sup>	0.81
Ratio of Expenses to Average Net Assets					
(Excluding Waivers) (%)	0.70 <sup>(5)</sup>	0.73 <sup>(4)</sup>	0.76 <sup>(3)</sup>	0.70 <sup>(2)</sup>	0.81
Ratio of Net Investment Income (Loss) to					
Average Net Assets (%)	(0.39)	(0.05)	0.20	(0.33)	(0.72)
Portfolio Turnover (%)	89	33	70	29	35

- (1) March 29, 2018 represents the last business day of the Fund's reporting period in 2018.
- (2) As of July 28, 2017, pursuant to the terms of a Fee Waiver Agreement, the Adviser has contractually agreed to reduce its management fee and/or reimburse the Fund in an amount equal to the fees paid by the Fund to counsel to the Independent Trustees of the Trust until July 31, 2018.
- (3) During the year ended March 31, 2019, the Fund participated in securities lending, generating \$9,746,130 in security lending income. The expense ratios include \$968,632 in security lending fees paid to the Adviser. Had these fees been excluded, the expense ratios would have been 0.69% and 0.70%, respectively.
- (4) During the year ended March 31, 2020, the Fund participated in securities lending, generating \$5,794,534 in security lending income. The expense ratios include \$579,613 in security lending fees paid to the Adviser. Had these fees been excluded, the expense ratios would have been 0.69% and 0.69%, respectively.
- (5) During the year ended March 31, 2021, the Fund participated in securities lending, generating \$3,716,046 in security lending income. The expense ratios include \$376,498 in security lending fees paid to the Adviser. Had these fees been excluded, the expense ratios would have been 0.69% and 0.69%, respectively.

\* Per share data calculated using average shares method.

\*\* Total return is based on the change in net asset value of a share during the year or period and assumes reinvestment of dividends and distributions at net asset value. Total return is for the period indicated and periods of less than one year have not been annualized. The return shown does not reflect the deduction of taxes that a shareholder would pay on Fund distributions or the redemption of Fund shares. Excludes effects of standard creation and redemption transaction fees associated with creation units.

Amounts designated as "—" are \$0 or have been rounded to \$0.

## Financial Highlights

### KraneShares Bloomberg Barclays China Bond Inclusion Index ETF (Formerly, KraneShares E Fund China Commercial Paper ETF) (KBND)

#### Selected Per Share Data & Ratios

For the Years/Periods Ended March 31 (unless otherwise indicated)

For a Share Outstanding Throughout Each Period

#### KraneShares Bloomberg Barclays China Bond Inclusion Index ETF

(formerly, KraneShares E Fund China  
Commercial Paper ETF)

	2021	2020	2019	2018 <sup>(1)</sup>	2017
Net Asset Value, Beginning of Period (\$)	32.31	34.22	37.23	32.82	34.18
Net Investment Income (\$)*	0.60	0.81	1.31	1.07	0.61
Net Realized and Unrealized Gain (Loss) on Investments (\$)	2.57	(1.75)	(2.29)	3.34	(1.96)
Total from Operations (\$)	3.17	(0.94)	(0.98)	4.41	(1.35)
Distribution from Net Investment Income (\$)	(0.81)	—	(1.95)	—	—
Distribution from Capital Gains (\$)	—	—	—	—	—
Return of Capital (\$)	—	(0.97)	(0.08)	—	(0.01)
Total from Distributions (\$)	(0.81)	(0.97)	(2.03)	—	(0.01)
Net Asset Value, End of Period (\$)	34.67	32.31	34.22	37.23	32.82
Total Return (%)**	9.91	(2.75)	(2.52)	13.44	(3.95) <sup>(4)</sup>
Net Assets End of Period (\$) (000)	12,134	12,924	18,822	13,030	9,845
Ratio of Expenses to Average Net Assets (%)	0.57 <sup>^</sup>	0.57 <sup>^</sup>	0.58 <sup>^</sup>	0.77 <sup>^(2)(3)</sup>	0.95 <sup>^</sup>
Ratio of Expenses to Average Net Assets (Excluding Waivers) (%)	0.69 <sup>^</sup>	0.70 <sup>^</sup>	0.70 <sup>^</sup>	0.89 <sup>^(2)(3)</sup>	1.07 <sup>^</sup>
Ratio of Net Investment Income to Average Net Assets (%)	1.80 <sup>^</sup>	2.46 <sup>^</sup>	3.76 <sup>^</sup>	3.10 <sup>^</sup>	1.84 <sup>^</sup>
Portfolio Turnover (%)	—	—	—	—	—

(1) March 29, 2018 represents the last business day of the Fund's reporting period in 2018.

(2) As of July 28, 2017, pursuant to the terms of a Fee Waiver Agreement, the Adviser has contractually agreed to reduce its management fee and/or reimburse the Fund in an amount equal to the fees paid by the Fund to counsel to the Independent Trustees of the Trust until July 31, 2018.

(3) The expenses during the year include a one-time, non-recurring expense. Had this expense not been included, the net and gross expense ratios for the period would have been 0.59% and 0.71%, respectively.

(4) Fund received reimbursement from third-party for dilution to shareholders for an accounting error. Absent the reimbursement, total return would have been (4.44)%.

\* Per share data calculated using average shares method.

\*\* Total return is based on the change in net asset value of a share during the year or period and assumes reinvestment of dividends and distributions at net asset value. Total return is for the period indicated and periods of less than one year have not been annualized. The return shown does not reflect the deduction of taxes that a shareholder would pay on Fund distributions or the redemption of Fund shares. Excludes effects of standard creation and redemption transaction fees associated with creation units.

<sup>^</sup> The ratios of expenses and net investment income/(loss) to Average Net Assets reflect the expenses and net investment income/(loss), respectively, for the year/period as reported in the Statement of Operations and do not reflect the Fund's proportionate share of the income and expenses of the money market funds. Amounts designated as "—" are \$0 or have been rounded to \$0.

## Financial Highlights

### KraneShares MSCI All China Index ETF (KEMP)

#### Selected Per Share Data & Ratios

For the Years/Periods Ended March 31 (unless otherwise indicated)

For a Share Outstanding Throughout Each Period

KraneShares MSCI All China Index ETF	2021	2020	2019	2018 <sup>(1)</sup>	2017
Net Asset Value, Beginning of Period (\$)	23.53	25.48	26.96	22.56	21.66
Net Investment Income (\$)*	0.22	0.36	0.18	0.45	0.37
Net Realized and Unrealized Gain (Loss) on					
Investments (\$)	11.06	(1.93)	(1.23)	4.28	1.88
Total from Operations (\$)	11.28	(1.57)	(1.05)	4.73	2.25
Distribution from Net Investment Income (\$)	(0.35)	(0.38)	(0.43)	(0.33)	(0.70)
Distribution from Capital Gains (\$)	—	—	—	—	(0.47)
Return of Capital (\$)	—	—	—	—	(0.18)
Total from Distributions (\$)	(0.35)	(0.38)	(0.43)	(0.33)	(1.35)
Net Asset Value, End of Period (\$)	34.46	23.53	25.48	26.96	22.56
Total Return (%)**	47.97	(6.30)	(3.52)	20.99	11.24
Net Assets End of Period (\$) (000)	22,402	7,059	6,370	2,696	2,256
Ratio of Expenses to Average Net Assets (%)	0.49	0.49	0.67	0.63 <sup>^(2)</sup>	0.37 <sup>^</sup>
Ratio of Expenses to Average Net Assets (Excluding					
Waivers) (%)	0.69	0.69	0.69	0.72 <sup>^(2)</sup>	0.73 <sup>^</sup>
Ratio of Net Investment Income to Average Net					
Assets (%)	0.67	1.47	0.74	1.75 <sup>^(2)</sup>	1.70 <sup>^</sup>
Portfolio Turnover (%)	45	7	62	3	25

(1) March 29, 2018 represents the last business day of the Fund's reporting period in 2018.

(2) As of July 28, 2017, pursuant to the terms of a Fee Waiver Agreement, the Adviser has contractually agreed to reduce its management fee and/or reimburse the Fund in an amount equal to the fees paid by the Fund to counsel to the Independent Trustees of the Trust until July 31, 2018.

\* Per share data calculated using average shares method.

\*\* Total return is based on the change in net asset value of a share during the year or period and assumes reinvestment of dividends and distributions at net asset value. Total return is for the period indicated and periods of less than one year have not been annualized. The return shown does not reflect the deduction of taxes that a shareholder would pay on Fund distributions or the redemption of Fund shares. Excludes effects of standard creation and redemption transaction fees associated with creation units.

<sup>^</sup> The ratios of expenses and net investment income/(loss) to Average Net Assets reflect the expenses and net investment income/(loss), respectively, for the year/period as reported in the Statement of Operations and do not reflect the Fund's proportionate share of the income and expenses from investments in other investment companies.

Amounts designated as "—" are \$0 or have been rounded to \$0.

## Financial Highlights

### KraneShares MSCI One Belt One Road Index ETF (OBOR)

#### Selected Per Share Data & Ratios

For the Years/Periods Ended March 31 (unless otherwise indicated)

For a Share Outstanding Throughout Each Period

Kraneshares MSCI One Belt One Road Index ETF	2021	2020	2019	2018 <sup>(1)(3)</sup>
Net Asset Value, Beginning of Period (\$)	17.76	23.69	25.64	25.00
Net Investment Income (\$)*	0.48	0.70	0.48	0.08
Net Realized and Unrealized Gain (Loss) on				
Investments (\$)	11.16	(5.58)	(1.82)	0.59 <sup>(5)</sup>
Total from Operations (\$)	11.64	(4.88)	(1.34)	0.67
Distribution from Net Investment Income (\$)	(0.55)	(1.05)	(0.61)	(0.03)
Distribution from Capital Gains (\$)	—	—	—	—
Return of Capital (\$)	—	—	—	—
Total from Distributions (\$)	(0.55)	(1.05)	(0.61)	(0.03)
Net Asset Value, End of Period (\$)	28.85	17.76	23.69	25.64
Total Return (%)**	65.82	(21.78)	(4.94)	2.67
Net Assets End of Period (\$) (000)	10,099	7,105	21,322	32,048
Ratio of Expenses to Average Net Assets (%)	0.79	0.80	0.79	0.79 <sup>^†(2)(4)</sup>
Ratio of Expenses to Average Net Assets (Excluding Waivers) (%)	0.79	0.80	0.79	0.80 <sup>^†(2)(4)</sup>
Ratio of Net Investment Income to Average Net Assets (%)	2.07	3.03	2.05	0.52 <sup>^†(4)</sup>
Portfolio Turnover (%)	39	30	72	1††

(1) March 29, 2018 represents the last business day of the Fund's reporting period in 2018.

(2) As of July 28, 2017, pursuant to the terms of a Fee Waiver Agreement, the Adviser has contractually agreed to reduce its management fee and/or reimburse the Fund in an amount equal to the fees paid by the Fund to counsel to the Independent Trustees of the Trust until July 31, 2018.

(3) The Fund commenced operations on September 7, 2017.

(4) The expense ratio includes interest expense. Had this expense been excluded, the ratios would have been 0.78%, 0.79% and 0.53%, respectively.

(5) Realized and unrealized gains and losses per share are balancing amounts necessary to reconcile the change in net asset value per share for the period, and may not reconcile with the aggregate gains and losses in the Statement of Operations due to share transactions for the period.

\* Per share data calculated using average shares method.

\*\* Total return is based on the change in net asset value of a share during the year or period and assumes reinvestment of dividends and distributions at net asset value. Total return is for the period indicated and periods of less than one year have not been annualized. The return shown does not reflect the deduction of taxes that a shareholder would pay on Fund distributions or the redemption of Fund shares. Excludes effects of standard creation and redemption transaction fees associated with creation units.

† Annualized.

†† Portfolio turnover rate is for the period indicated and periods of less than one year have not been annualized. Excludes effect of in-kind transfers.

^ The ratios of expenses and net investment income/(loss) to Average Net Assets reflect the expenses and net investment income/(loss), respectively, for the year as reported in the Statement of Operations and do not reflect the Fund's proportionate share of the income and expenses from investments in other investment companies.

Amounts designated as "—" are \$0 or have been rounded to \$0.

## Financial Highlights

### KraneShares Emerging Markets Consumer Technology Index ETF (KEMQ)

#### Selected Per Share Data & Ratios

For the Years/Periods Ended March 31 (unless otherwise indicated)

For a Share Outstanding Throughout Each Period

KraneShares Emerging Markets Consumer Technology Index ETF	2021	2020	2019	2018 <sup>(1)(2)</sup>
Net Asset Value, Beginning of Period (\$)	19.55	22.94	26.48	25.00
Net Investment Income (Loss) (\$)*	0.11	0.10	(0.00)	(0.03)
Net Realized and Unrealized Gain (Loss) on Investments (\$)	13.14	(3.07)	(3.54)	1.51 <sup>(5)</sup>
Total from Operations (\$)	13.25	(2.97)	(3.54)	1.48
Distribution from Net Investment Income (\$)	(0.74)	(0.42)	—	—
Distribution from Capital Gains (\$)	—	—	—	—
Return of Capital (\$)	—	—	—	—
Total from Distributions (\$)	(0.74)	(0.42)	—	—
Net Asset Value, End of Period (\$)	32.06	19.55	22.94	26.48
Total Return (%)**	67.85	(13.29)	(13.37)	5.92
Net Assets End of Period (\$) (000)	110,604	22,485	28,680	23,828
Ratio of Expenses to Average Net Assets (%)	0.59	0.81	0.80	0.79† <sup>(3)(4)</sup>
Ratio of Expenses to Average Net Assets (Excluding Waivers) (%)	0.79	0.81	0.80	0.79† <sup>(3)(4)</sup>
Ratio of Net Investment Income (Loss) to Average Net Assets (%)	0.36	0.46	(0.02)	(0.23)† <sup>(4)</sup>
Portfolio Turnover (%)	112	56	119	—††

(1) March 29, 2018 represents the last business day of the Fund's reporting period in 2018.

(2) The Fund commenced operations on October 11, 2017.

(3) As of July 28, 2017, pursuant to the terms of a Fee Waiver Agreement, the Adviser has contractually agreed to reduce its management fee and/or reimburse the Fund in an amount equal to the fees paid by the Fund to counsel to the Independent Trustees of the Trust until July 31, 2018.

(4) The expense ratio includes interest expense. Had this expense been excluded, the ratios would have been 0.78%, 0.78% and (0.22)%, respectively.

(5) Realized and unrealized gains and losses per share are balancing amounts necessary to reconcile the change in net asset value per share for the period, and may not reconcile with the aggregate gains and losses in the Statement of Operations due to share transactions for the period.

\* Per share data calculated using average shares method.

\*\* Total return is based on the change in net asset value of a share during the year or period and assumes reinvestment of dividends and distributions at net asset value. Total return is for the period indicated and periods of less than one year have not been annualized. The return shown does not reflect the deduction of taxes that a shareholder would pay on Fund distributions or the redemption of Fund shares. Excludes effects of standard creation and redemption transaction fees associated with creation units.

† Annualized.

†† Portfolio turnover rate is for the period indicated and periods of less than one year have not been annualized. Excludes effect of in-kind transfers.

Amounts designated as "—" are \$0 or have been rounded to \$0.

## Financial Highlights

### KraneShares MSCI Clean Technology Index ETF (Formerly, KraneShares MSCI China Environment Index ETF) (KGRN)

#### Selected Per Share Data & Ratios

For the Years/Periods Ended March 31 (unless otherwise indicated)  
For a Share Outstanding Throughout Each Period

KraneShares MSCI China Clean Technology Index ETF <sup>(5)</sup>	2021	2020	2019	2018 <sup>(1)(2)</sup>
Net Asset Value, Beginning of Period (\$)	16.60	20.28	23.86	25.00
Net Investment Income (Loss) (\$)*	(0.28)	0.70	0.39	(0.09)
Net Realized and Unrealized Gain (Loss) on				
Investments (\$)	24.02	(3.29)	(3.61)	(1.05)
Total from Operations (\$)	23.74	(2.59)	(3.22)	(1.14)
Distribution from Net Investment Income (\$)	— <sup>(6)</sup>	(1.09)	(0.36)	—
Distribution from Capital Gains (\$)	—	—	—	—
Return of Capital (\$)	—	—	—	—
Total from Distributions (\$)	—	(1.09)	(0.36)	—
Net Asset Value, End of Period (\$)	40.34	16.60	20.28	23.86
Total Return (%)**	143.03	(13.17)	(13.28)	(4.56)
Net Assets End of Period (\$) (000)	141,173	1,661	4,056	7,158
Ratio of Expenses to Average Net Assets (%)	0.78	0.79	0.79	0.78† <sup>(3)(4)</sup>
Ratio of Expenses to Average Net Assets (Excluding				
Waivers) (%)	0.78	0.79	0.80	0.79† <sup>(3)(4)</sup>
Ratio of Net Investment Income (Loss) to Average Net				
Assets (%)	(0.65)	3.81	1.92	(0.78)† <sup>(4)</sup>
Portfolio Turnover (%)	164	53	147	36††

(1) March 29, 2018 represents the last business day of the Fund's reporting period in 2018.

(2) The Fund commenced operations on October 12, 2017.

(3) As of July 28, 2017, pursuant to the terms of a Fee Waiver Agreement, the Adviser has contractually agreed to reduce its management fee and/or reimburse the Fund in an amount equal to the fees paid by the Fund to counsel to the Independent Trustees of the Trust until July 31, 2018.

(4) The expense ratio includes interest expense. Had this expense been excluded, the ratios would have been 0.78%, 0.79% and (0.78)%, respectively.

(5) Effective March 19, 2021, the KraneShares MSCI China Environment Index ETF was renamed the KraneShares MSCI China Clean Technology Index ETF.

(6) Amount represents less than \$0.005 per share.

\* Per share data calculated using average shares method.

\*\* Total return is based on the change in net asset value of a share during the year or period and assumes reinvestment of dividends and distributions at net asset value. Total return is for the period indicated and periods of less than one year have not been annualized. The return shown does not reflect the deduction of taxes that a shareholder would pay on Fund distributions or the redemption of Fund shares. Excludes effects of standard creation and redemption transaction fees associated with creation units.

† Annualized.

†† Portfolio turnover rate is for the period indicated and periods of less than one year have not been annualized. Excludes effect of in-kind transfers.

Amounts designated as "—" are \$0 or have been rounded to \$0.



## Financial Highlights

### KraneShares Electric Vehicles and Future Mobility Index ETF (KARS)

#### Selected Per Share Data & Ratios

For the Years/Periods Ended March 31 (unless otherwise indicated)

For a Share Outstanding Throughout Each Period

KraneShares Electric Vehicles and Future Mobility Index ETF	2021	2020	2019	2018 <sup>(1)(2)</sup>
Net Asset Value, Beginning of Period (\$)	19.02	20.64	23.30	25.00
Net Investment Income (\$)*	0.08	0.33	0.21	0.02
Net Realized and Unrealized Gain (Loss) on				
Investments (\$)	23.21	(1.51)	(2.62)	(1.72)
Total from Operations (\$)	23.29	(1.18)	(2.41)	(1.70)
Distribution from Net Investment Income (\$)	(0.06)	(0.44)	(0.25)	—
Distribution from Capital Gains (\$)	—	—	—	—
Return of Capital (\$)	—	—	—	—
Total from Distributions (\$)	(0.06)	(0.44)	(0.25)	—
Net Asset Value, End of Period (\$)	42.25	19.02	20.64	23.30
Total Return (%)**	122.46	(6.15)	(10.19)	(6.80)
Net Assets End of Period (\$) (000)	198,570	17,116	33,026	26,798
Ratio of Expenses to Average Net Assets (%)	0.70	0.72	0.70	0.70† <sup>(3)</sup>
Ratio of Expenses to Average Net Assets (Excluding				
Waivers) (%)	0.70	0.72	0.70	0.70† <sup>(3)</sup>
Ratio of Net Investment Income to Average Net Assets (%)	0.21	1.57	0.98	0.43† <sup>(3)</sup>
Portfolio Turnover (%)	81	53	74	18††

(1) March 29, 2018 represents the last business day of the Fund's reporting period in 2018.

(2) The Fund commenced operations on January 18, 2018.

(3) The expense ratio includes interest expense. Had this expense been excluded, the ratios would have been 0.69%, 0.69% and 0.44%, respectively.

\* Per share data calculated using average shares method.

\*\* Total return is based on the change in net asset value of a share during the year or period and assumes reinvestment of dividends and distributions at net asset value. Total return is for the period indicated and periods of less than one year have not been annualized. The return shown does not reflect the deduction of taxes that a shareholder would pay on Fund distributions or the redemption of Fund shares. Excludes effects of standard creation and redemption transaction fees associated with creation units.

† Annualized.

†† Portfolio turnover rate is for the period indicated and periods of less than one year have not been annualized. Excludes effect of in-kind transfers.

Amounts designated as "—" are \$0 or have been rounded to \$0.

## Financial Highlights

### Kraneshares MSCI All China Healthcare Index ETF (KURE)

#### Selected Per Share Data & Ratios

For the Years/Periods Ended March 31 (unless otherwise indicated)

For a Share Outstanding Throughout Each Period

Kraneshares MSCI All China Health Care Index ETF	2021	2020	2019	2018 <sup>(1)(2)</sup>
Net Asset Value, Beginning of Period (\$)	23.78	22.29	26.65	25.00
Net Investment Income (Loss) (\$)*	(0.09)	0.07	0.02	(0.03)
Net Realized and Unrealized Gain (Loss) on				
Investments (\$)	14.61	1.48	(4.30)	1.68
Total from Operations (\$)	14.52	1.55	(4.28)	1.65
Distribution from Net Investment Income (\$)	— <sup>(4)</sup>	(0.06)	(0.04)	—
Distribution from Capital Gains (\$)	—	—	(0.04)	—
Return of Capital (\$)	—	—	—	—
Total from Distributions (\$)	—	(0.06)	(0.08)	—
Net Asset Value, End of Period (\$)	38.30	23.78	22.29	26.65
Total Return (%)**	61.06	6.95	(15.99)	6.60
Net Assets End of Period (\$) (000)	214,464	32,110	39,004	3,998
Ratio of Expenses to Average Net Assets (%)	0.65	0.69	0.79	0.82 <sup>†(3)</sup>
Ratio of Expenses to Average Net Assets (Excluding				
Waivers) (%)	0.79	0.79	0.79	0.82 <sup>†(3)</sup>
Ratio of Net Investment Income (Loss) to Average Net				
Assets (%)	(0.25)	0.32	0.08	(0.82) <sup>†(3)</sup>
Portfolio Turnover (%)	45	101	71	— <sup>††</sup>

(1) March 29, 2018 represents the last business day of the Fund's reporting period in 2018.

(2) The Fund commenced operations on January 31, 2018.

(3) The expense ratio includes interest expense. Had this expense been excluded, the ratios would have been 0.79%, 0.79% and (0.79)%, respectively.

(4) Amount represents less than \$0.005 per share.

\* Per share data calculated using average shares method.

\*\* Total return is based on the change in net asset value of a share during the year or period and assumes reinvestment of dividends and distributions at net asset value. Total return is for the period indicated and periods of less than one year have not been annualized. The return shown does not reflect the deduction of taxes that a shareholder would pay on Fund distributions or the redemption of Fund shares. Excludes effects of standard creation and redemption transaction fees associated with creation units.

† Annualized.

†† Portfolio turnover rate is for the period indicated and periods of less than one year have not been annualized. Excludes effect of in-kind transfers.

Amounts designated as "—" are \$0 or have been rounded to \$0.

## Financial Highlights

### KraneShares Asia Pacific High Yield Bond Fund

(Formerly, KraneShares CCBS China Corporate High Yield Bond USD Index ETF) (KHYB)

#### Selected Per Share Data & Ratios

For the Years/Periods Ended March 31 (unless otherwise indicated)

For a Share Outstanding Throughout Each Period

#### KraneShares Asia Pacific High Yield Bond ETF

(formerly, KraneShares CCBS China Corporate High Yield Bond USD

Index ETF)	2021	2020	2019 <sup>(1)</sup>
Net Asset Value, Beginning of Period (\$)	37.32	40.73	40.00
Net Investment Income (\$)*	2.10	2.08	1.55
Net Realized and Unrealized Gain (Loss) on Investments (\$)	2.44	(3.49)	0.67
Total from Operations (\$)	4.54	(1.41)	2.22
Distribution from Net Investment Income (\$)	(2.58)	(1.81)	(1.31)
Distribution from Capital Gains (\$)	(0.14)	(0.19)	— <sup>(2)</sup>
Return of Capital (\$)	—	—	(0.18)
Total from Distributions (\$)	(2.72)	(2.00)	(1.49)
Net Asset Value, End of Period (\$)	39.14	37.32	40.73
Total Return (%)**	12.32	(3.72)	5.72
Net Assets End of Period (\$) (000)	9,786	11,197	12,220
Ratio of Expenses to Average Net Assets (%)	0.69	0.70	0.69†
Ratio of Expenses to Average Net Assets (Excluding Waivers) (%)	0.69	0.70	0.69†
Ratio of Net Investment Income to Average Net Assets (%)	5.32	5.12	5.13†
Portfolio Turnover (%)	53	70	38††

(1) The Fund commenced operations on June 26, 2018.

(2) Amount was less than \$0.005 per share.

\* Per share data calculated using average shares method.

\*\* Total return is based on the change in net asset value of a share during the year or period and assumes reinvestment of dividends and distributions at net asset value. Total return is for the period indicated and periods of less than one year have not been annualized. The return shown does not reflect the deduction of taxes that a shareholder would pay on Fund distributions or the redemption of Fund shares. Excludes effects of standard creation and redemption transaction fees associated with creation units.

† Annualized.

†† Portfolio turnover rate is for the period indicated and periods of less than one year have not been annualized. Excludes effect of in-kind transfers.

Amounts designated as “—” are \$0 or have been rounded to \$0.

## Financial Highlights

### KraneShares Emerging Markets Healthcare Index ETF (KMED)

#### Selected Per Share Data & Ratios

For the Years/Periods Ended March 31 (unless otherwise indicated)

For a Share Outstanding Throughout Each Period

KraneShares Emerging Markets Healthcare Index ETF	2021	2020	2019 <sup>(1)</sup>
Net Asset Value, Beginning of Period (\$)	20.85	22.38	25.00
Net Investment Income (Loss) (\$)*	(0.02)	0.01	(0.04)
Net Realized and Unrealized Gain (Loss) on Investments (\$)	12.57	(1.16)	(2.58)
Total from Operations (\$)	12.55	(1.15)	(2.62)
Distribution from Net Investment Income (\$)	(0.01)	(0.37)	—(2)
Distribution from Capital Gains (\$)	—	—	—
Return of Capital (\$)	—	(0.01)	—
Total from Distributions (\$)	(0.01)	(0.38)	—
Net Asset Value, End of Period (\$)	33.39	20.85	22.38
Total Return (%)**	60.18	(5.25)	(10.47)
Net Assets End of Period (\$) (000)	5,009	1,043	4,476
Ratio of Expenses to Average Net Assets (%)	0.80	0.80	0.79†
Ratio of Expenses to Average Net Assets (Excluding Waivers) (%)	0.80	0.80	0.79†
Ratio of Net Investment Income (Loss) to Average Net Assets (%)	(0.05)	0.04	(0.34)†
Portfolio Turnover (%)	73	61	57††

(1) The Fund commenced operations on August 29, 2018.

(2) Amount represents less than \$0.005 per share.

\* Per share data calculated using average shares method.

\*\* Total return is based on the change in net asset value of a share during the year or period and assumes reinvestment of dividends and distributions at net asset value. Total return is for the period indicated and periods of less than one year have not been annualized. The return shown does not reflect the deduction of taxes that a shareholder would pay on Fund distributions or the redemption of Fund shares. Excludes effects of standard creation and redemption transaction fees associated with creation units.

† Annualized.

†† Portfolio turnover rate is for the period indicated and periods of less than one year have not been annualized. Excludes effect of in-kind transfers.

Amounts designated as “—” are \$0 or have been rounded to \$0.

## Financial Highlights

### KraneShares MSCI Emerging Markets ex China Index ETF (KEMX)

#### Selected Per Share Data & Ratios

For the Years/Periods Ended March 31 (unless otherwise indicated)

For a Share Outstanding Throughout Each Period

KraneShares MSCI Emerging Markets ex China Index ETF	2021	2020 <sup>(1)</sup>
Net Asset Value, Beginning of Period (\$)	18.41	25.00
Net Investment Income (\$)*	0.55	0.60
Net Realized and Unrealized Gain (Loss) on Investments (\$)	12.53	(6.45)
Total from Operations (\$)	13.08	(5.85)
Distribution from Net Investment Income (\$)	(0.50)	(0.74)
Distribution from Capital Gains (\$)	—	—
Return of Capital (\$)	—	—
Total from Distributions (\$)	(0.50)	(0.74)
Net Asset Value, End of Period (\$)	30.99	18.41
Total Return (%)**	71.19	(24.31)
Net Assets End of Period (\$) (000)	30,991	1,841
Ratio of Expenses to Average Net Assets (%)	0.30	0.50†
Ratio of Expenses to Average Net Assets (Excluding Waivers) (%)	0.58	0.60†
Ratio of Net Investment Income to Average Net Assets (%)	1.90	2.54†
Portfolio Turnover (%)	19	5††

(1) The Fund commenced operations on April 12, 2019.

\* Per share data calculated using average shares method.

\*\* Total return is based on the change in net asset value of a share during the year or period and assumes reinvestment of dividends and distributions at net asset value. Total return is for the period indicated and periods of less than one year have not been annualized. The return shown does not reflect the deduction of taxes that a shareholder would pay on Fund distributions or the redemption of Fund shares. Excludes effects of standard creation and redemption transaction fees associated with creation units.

† Annualized.

†† Portfolio turnover rate is for the period indicated and periods of less than one year have not been annualized. Excludes effect of in-kind transfers.

Amounts designated as “—” are \$0 or have been rounded to \$0.

Financial Highlights

KraneShares MSCI China ESG Leaders Index ETF (KESG)

Selected Per Share Data & Ratios  
For the Years/Periods Ended March 31 (unless otherwise indicated)  
For a Share Outstanding Throughout Each Period

KraneShares MSCI China ESG Leaders Index ETF	2021 <sup>(1)</sup>
Net Asset Value, Beginning of Period (\$)	25.00
Net Investment Loss (\$)*	(0.07)
Net Realized and Unrealized Gain on Investments (\$)	7.32
Total from Operations (\$)	7.25
Distribution from Net Investment Income (\$)	—
Distribution from Capital Gains (\$)	(0.15)
Return of Capital (\$)	—
Total from Distributions (\$)	(0.15)
Net Asset Value, End of Period (\$)	32.10
Total Return (%)**	29.05
Net Assets End of Period (\$) (000)	12,839
Ratio of Expenses to Average Net Assets (%)	0.58†
Ratio of Expenses to Average Net Assets (Excluding Waivers) (%)	0.58†
Ratio of Net Investment Loss to Average Net Assets (%)	(0.35)†
Portfolio Turnover (%)	30††

(1) The Fund commenced operations on July 28, 2020.

\* Per share data calculated using average shares method.

\*\* Total return is based on the change in net asset value of a share during the year or period and assumes reinvestment of dividends and distributions at net asset value. Total return is for the period indicated and periods of less than one year have not been annualized. The return shown does not reflect the deduction of taxes that a shareholder would pay on Fund distributions or the redemption of Fund shares. Excludes effects of standard creation and redemption transaction fees associated with creation units.

† Annualized.

†† Portfolio turnover rate is for the period indicated and periods of less than one year have not been annualized. Excludes effect of in-kind transfers.

Amounts designated as “—” are \$0 or have been rounded to \$0.

## Financial Highlights

### KraneShares Global Carbon ETF (KRBN)

#### Selected Per Share Data & Ratios

For the Years/Periods Ended March 31 (unless otherwise indicated)

For a Share Outstanding Throughout Each Period

KraneShares Global Carbon ETF	2021 <sup>(1)(2)</sup>
Net Asset Value, Beginning of Period (\$)	20.00
Net Investment Loss (\$)*	(0.12)
Net Realized and Unrealized Gain on Investments (\$)	8.51
Total from Operations (\$)	8.39
Distribution from Net Investment Income (\$)	—
Distribution from Capital Gains (\$)	—
Return of Capital (\$)	—
Total from Distributions (\$)	—
Net Asset Value, End of Period (\$)	28.39
Total Return (%)**	41.95
Net Assets End of Period (\$) (000)	93,701
Ratio of Expenses to Average Net Assets (%)	0.78†
Ratio of Expenses to Average Net Assets (Excluding Waivers) (%)	0.78†
Ratio of Net Investment Loss to Average Net Assets (%)	(0.72)†
Portfolio Turnover (%)	0††

(1) The Fund commenced operations on July 29, 2020. Effective March 19, 2021, the KFA Global Carbon ETF was renamed the KraneShares Global Carbon ETF.

(2) KraneShares Global Carbon ETF includes the account of the Fund's Subsidiary, KFA Global Carbon, Subsidiary, Ltd.

\* Per share data calculated using average shares method.

\*\* Total return is based on the change in net asset value of a share during the year or period and assumes reinvestment of dividends and distributions at net asset value. Total return is for the period indicated and periods of less than one year have not been annualized. The return shown does not reflect the deduction of taxes that a shareholder would pay on Fund distributions or the redemption of Fund shares. Excludes effects of standard creation and redemption transaction fees associated with creation units.

† Annualized.

†† Portfolio turnover rate is for the period indicated and periods of less than one year have not been annualized. Excludes effect of in-kind transfers.

Amounts designated as "—" are \$0 or have been rounded to \$0.

Financial Highlights

KraneShares CICC China 5G & Semiconductor Index ETF (KFVG)

Selected Per Share Data & Ratios  
For the Years/Periods Ended March 31 (unless otherwise indicated)  
For a Share Outstanding Throughout Each Period

KraneShares CICC China 5G & Semiconductor Index ETF	2021 <sup>(1)</sup>
Net Asset Value, Beginning of Period (\$)	25.00
Net Investment Loss (\$)*	(0.06)
Net Realized and Unrealized Loss on Investments (\$)	(1.86)
Total from Operations (\$)	(1.92)
Distribution from Net Investment Income (\$)	—
Distribution from Capital Gains (\$)	—
Return of Capital (\$)	—
Total from Distributions (\$)	—
Net Asset Value, End of Period (\$)	23.08
Total Return (%)**	(7.68)
Net Assets End of Period (\$) (000)	118,880
Ratio of Expenses to Average Net Assets (%)	0.64†
Ratio of Expenses to Average Net Assets (Excluding Waivers) (%)	0.78†
Ratio of Net Investment Loss to Average Net Assets (%)	(0.64)†
Portfolio Turnover (%)	59††

(1) The Fund commenced operations on November 23, 2020.

\* Per share data calculated using average shares method.

\*\* Total return is based on the change in net asset value of a share during the year or period and assumes reinvestment of dividends and distributions at net asset value. Total return is for the period indicated and periods of less than one year have not been annualized. The return shown does not reflect the deduction of taxes that a shareholder would pay on Fund distributions or the redemption of Fund shares. Excludes effects of standard creation and redemption transaction fees associated with creation units.

† Annualized.

†† Portfolio turnover rate is for the period indicated and periods of less than one year have not been annualized. Excludes effect of in-kind transfers.

Amounts designated as “—” are \$0 or have been rounded to \$0.



## Financial Highlights

### KraneShares CICC China Consumer Leaders Index ETF (KBUY)

#### Selected Per Share Data & Ratios

For the Years/Periods Ended March 31 (unless otherwise indicated)

For a Share Outstanding Throughout Each Period

KraneShares CICC China Consumer Leaders Index ETF	2021 <sup>(1)</sup>
Net Asset Value, Beginning of Period (\$)	25.00
Net Investment Loss (\$)*	(0.05)
Net Realized and Unrealized Gain on Investments (\$)	0.87
Total from Operations (\$)	0.82
Distribution from Net Investment Income (\$)	—
Distribution from Capital Gains (\$)	—
Return of Capital (\$)	—
Total from Distributions (\$)	—
Net Asset Value, End of Period (\$)	25.82
Total Return (%)**	3.28
Net Assets End of Period (\$) (000)	54,219
Ratio of Expenses to Average Net Assets (%)	0.68†
Ratio of Expenses to Average Net Assets (Excluding Waivers) (%)	0.68†
Ratio of Net Investment Loss to Average Net Assets (%)	(0.63)†
Portfolio Turnover (%)	50††

(1) The Fund commenced operations on December 8, 2020.

\* Per share data calculated using average shares method.

\*\* Total return is based on the change in net asset value of a share during the year or period and assumes reinvestment of dividends and distributions at net asset value. Total return is for the period indicated and periods of less than one year have not been annualized. The return shown does not reflect the deduction of taxes that a shareholder would pay on Fund distributions or the redemption of Fund shares. Excludes effects of standard creation and redemption transaction fees associated with creation units.

† Annualized.

†† Portfolio turnover rate is for the period indicated and periods of less than one year have not been annualized. Excludes effect of in-kind transfers.

Amounts designated as “—” are \$0 or have been rounded to \$0.

## Financial Highlights

### KraneShares SSE STAR Market 50 Index ETF (KSTR)

#### Selected Per Share Data & Ratios

For the Years/Periods Ended March 31 (unless otherwise indicated)

For a Share Outstanding Throughout Each Period

KraneShares SSE STAR Market 50 Index ETF	2021 <sup>(1)</sup>
Net Asset Value, Beginning of Period (\$)	25.00
Net Investment Loss (\$)*	(0.03)
Net Realized and Unrealized Loss on Investments (\$)	(3.91)
Total from Operations (\$)	(3.94)
Distribution from Net Investment Income (\$)	—
Distribution from Capital Gains (\$)	—
Return of Capital (\$)	—
Total from Distributions (\$)	—
Net Asset Value, End of Period (\$)	21.06
Total Return (%)**	(15.76)
Net Assets End of Period (\$) (000)	93,722
Ratio of Expenses to Average Net Assets (%)	0.88†
Ratio of Expenses to Average Net Assets (Excluding Waivers) (%)	0.88†
Ratio of Net Investment Loss to Average Net Assets (%)	(0.88)†
Portfolio Turnover (%)	12††

(1) The Fund commenced operations on January 26, 2021.

\* Per share data calculated using average shares method.

\*\* Total return is based on the change in net asset value of a share during the year or period and assumes reinvestment of dividends and distributions at net asset value. Total return is for the period indicated and periods of less than one year have not been annualized. The return shown does not reflect the deduction of taxes that a shareholder would pay on Fund distributions or the redemption of Fund shares. Excludes effects of standard creation and redemption transaction fees associated with creation units.

† Annualized.

†† Portfolio turnover rate is for the period indicated and periods of less than one year have not been annualized. Excludes effect of in-kind transfers.

Amounts designated as “—” are \$0 or have been rounded to \$0.



**KraneShares**

## **Additional Information**

*Additional and more detailed information about the Funds is included in the SAI dated August 1, 2021. The SAI has been filed with the SEC and is incorporated by reference into this Prospectus and, therefore, legally forms a part of this Prospectus. The SEC maintains the EDGAR database on its website ("<http://www.sec.gov>") that contains the SAI, material incorporated by reference, and other information regarding registrants that file electronically with the SEC. Copies of this information may be obtained, after paying a duplicating fee, by electronic request at the following e-mail address: [publicinfo@sec.gov](mailto:publicinfo@sec.gov).*

*You may obtain a copy of the SAI or the Annual or Semi-Annual Reports or make inquiries, without charge by calling 1.855.857.2638, visiting [www.kraneshares.com](http://www.kraneshares.com), or writing the Trust at 280 Park Avenue, 32<sup>nd</sup> Floor, New York, NY 10017. Additional information about the Fund's investments will be available in the Annual and Semi-Annual Reports. Also, in the Fund's Annual Report, you will find a discussion of the market conditions and investment strategies that significantly affected the Fund's performance during its last fiscal year.*

*No one has been authorized to give any information or to make any representations not contained in this Prospectus or in the Fund's SAI in connection with the offering of Fund shares. Do not rely on any such information or representations as having been authorized by the Fund, Krane or the sub-adviser, as applicable. This Prospectus does not constitute an offering by the Fund in any jurisdiction where such an offering is not lawful.*

*The Trust enters into contractual arrangements with various parties, including among others, the Fund's investment adviser, sub-adviser(s) (if applicable), distributor, custodian, and transfer agent who provide services to the Fund. Shareholders are not parties to any such contractual arrangements or intended beneficiaries of those contractual arrangements, and those contractual arrangements are not intended to create in any shareholder any right to enforce them against the service providers or to seek any remedy under them against the service providers, either directly or on behalf of the Trust.*

*This prospectus provides information concerning the Fund that you should consider in determining whether to purchase Fund shares. Neither this prospectus nor the SAI is intended, or should be read, to be or give rise to an agreement or contract between the Trust, the Trustees, or the Fund and any investor, or to give rise to any rights in any shareholder or other person other than any rights under federal or state law that may not be waived.*

The Trust's Investment Company Act file number is 811-22698.

**Go paperless...**

**It's Easy, Economical and Green!**

**Check with your investment provider for information on edelivery of any materials**